

Equity	Latest	% Chg	NSE Sect. Indices	Latest	% Chg
Nifty	7791	(2.16)	CNX IT	11029	(1.30)
Sensex	25623	(2.05)	BANK NIFTY	16599	(2.58)
DowJones	17149	(1.58)	S&P CNX 500	6631	(1.82)
Nasdaq	4903	(2.08)	CNX FMCG	20088	(0.48)
Hangseng	21278	(0.23)	CNX REALTY	3111	(1.29)
Shanghai	3293	(0.09)	CNX AUTO	8143	(2.23)
Nikkei	18527	0.41	CNX ENERGY	8469	(1.47)
Strait Times	2838	0.07	CNX PHARMA	3509	(1.99)
Kospi	1933	0.73	Advances / Declines	BSE	NSE
Taiwan	8107	(0.09)	Advances	1277	516
FTSE	6093	(2.39)	Declines	1608	1057
CAC	4522	(2.47)	Unchanged	105	34
DAX	10283	(4.28)	Total	2990	1607

Nifty Gainers		
Company	Price(Rs)	Chg(%)
TATASTEEL	259.00	0.62
ASIANPAINT	880.50	0.20
HCLTECH	846.95	0.13

Nifty Losers		
Company	Price(Rs)	Chg(%)
TATAMOTORS	376.15	(6.41)
IDEA	136.20	(4.89)
BANKBARODA	151.55	(4.72)
HINDALCO	81.00	(4.59)
PNB	112.90	(4.00)

Vol. Shockers	Last Day (Lakh)	2 Wk Avg. (Lakh)	Vol. Ch. (Times)
INDOCO	7.40	0.9	9
BLUBLND-B	13.16	1.6	8
GSFC	17.96	2.8	6
IRB	12.25	2.2	6
RAIREKMOH	2.17	0.4	5

Indian Forex	Closing	Chg	% Chg
USD/INR	66.462	0.284	0.43
GBP/INR	97.946	0.340	0.35
EUR/INR	72.391	0.528	0.73
JPY/INR	55.650	0.640	1.16

Precious Metal	Closing	Chg (Rs.)
Gold (Rs/10gm)	25244	294
Silver (Rs/1kg)	33690	340

Commodities	Price	% Chg.
Crude (US\$/BBL)	37.0	(0.22)
Brent (US\$/BBL)	37.5	0.21
Gold (US/oz)	1075.6	1.45
Silver (US\$/oz)	13.9	0.80
Copper (US\$/MT)	4645.0	(1.21)
Alum (US\$/MT)	1466.0	(2.75)
Zinc(US\$/MT)	1554.0	(2.88)

ADR	Cl. Values	% Chg.
ICICI Bank	7.64	(0.19)
HDFC Bank	59.86	(1.74)
Infosys	16.24	(0.51)
Sterlite Inds.	6.22	0.00
Dr. Deddy's Labs	45.65	(0.64)
Wipro	11.20	(0.34)
Tata Motors	28.33	(1.14)

Market Sensor

US market closed lower Monday, the first day of trade of the year, weighed by renewed concerns of global economic slowdown and increased tensions in the Middle East. An overnight drop in Chinese stocks that triggered a circuit breaker under a new rule also pressured sentiment. Dow Jones Industrial Average was down 1.58% or 276.09 points at 17148.94. Nasdaq Composite was down 2.08% or 104.32 points at 4903.09 Standard & Poor's 500 was down 1.53% or 31.28 points at 2012.66.

Indian equity market tanked over two percent on Monday mainly on the global worries. Sentiments were weak from the beginning due to sharp cut in the Chinese equity markets on weaker than expected manufacturing data and mounting tension between Saudi Arabia and Iran. Nifty ended the previous day with a decline of 2.16% or 171.90 points at 7791.30. On Monday's trading session, FII's sold net Rs.667.15 Cr in cash market and bought Rs.3851.86 in derivative segment. Whereas, DII sold net Rs.222.79 Cr in cash segment.

Global News

❖ The U.S. economy's manufacturing sector contracted further in December, according to an industry report released on Monday. The Institute for Supply Management (ISM) said its index of national factory activity fell to 48.2 from 48.6 the month before. The reading was just below expectations of 49 from a Reuters poll of 80 economists. (CNBC)

❖ The economy continues to slow in nine Midwestern and Plains states because crop and energy prices remain low and the strong dollar is hurting exports, according to a survey released Monday. The region's overall economy index remained in weak territory and declined to 39.6 in December, from 40.7 in November. Any figure below 50 suggests a slowing economy. (Minnesota Times)

❖ Lending to Britons surged towards the end of 2015 at the fastest rate in almost a decade but manufacturing growth slipped, according to figures on Monday that underscored Britain's reliance on consumers to drive its economy. (Reuters)

❖ Japan's central bank, which dominates the domestic bond market, has begun to call the shots in the equity market as well—to the point where asset managers are looking to design investment funds with the Bank of Japan in mind. (Japan Today)

Economic News

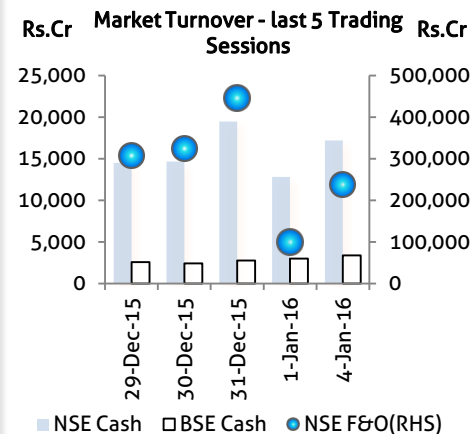
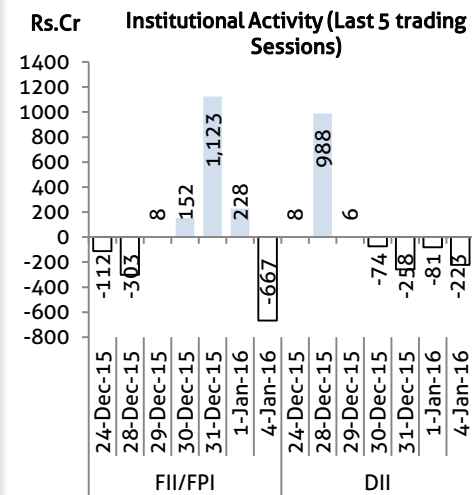
- ❖ Indian manufacturing activity contracted in December for the first time in more than two years, hurt by softening domestic demand, adding pressure on the central bank to ease policy, a business survey showed on Monday. Nikkei's Manufacturing Purchasing Managers' Index, compiled by Markit, fell to a 28-month low of 49.1 in December from November's 50.3.
- ❖ Union Minister Nitin Gadkari today announced road projects worth Rs 41,000 crore for Telangana, including two Express Highways from the state capital Hyderabad to Bengaluru in Karnataka and Vijayawada in Andhra Pradesh.
- ❖ Women in a village in Bihar are celebrating -- as all its 240 households have been provided with cooking gas connections and they no longer have to use firewood, cow dung cake or charcoal to cook.
- ❖ India's gems and jewellery (G&J) exports are likely to witness a 10 per cent decline to hit six-year low during the current financial year due to a slowdown in demand from the United States and the European Union, the two developed regions comprise about half of the world's luxury consumption.
- ❖ Developers in certain micro markets of metros like Delhi-NCR, Mumbai and Bengaluru have witnessed a reduction of 4-20 per cent in launch prices of residential projects in 2015 over the previous two years, according to a report.
- ❖ Andhra Pradesh government is expected to sign MoUs for investments totalling around Rs 4 lakh crore with companies across energy, mining, industries, IT, housing and tourism among other sectors during the three-day Partnership Summit being held from January 10-12 at Visakhapatnam.
- ❖ The Supreme Court today asked the Centre and 11 drought-hit states to file their response within next 10 days on actions taken by them for drought relief and management.
- ❖ Telecom Regulatory Authority of India (Trai) will come out with recommendations on the reserve price of various spectrum bands for the next round of auction by January 15.
- ❖ The Competition Commission has begun the process to bring out a compendium of orders it has passed since 2014 to help legal professionals, law students and other stakeholders.

Domestic News

- ❖ L&T Infotech, a subsidiary of engineering giant Larsen & Toubro, has received capital markets regulator Sebi's approval to float an initial public offering worth Rs 2,000 crore.
- ❖ Grasim Industries announced merger of Aditya Birla Chemicals (India) Ltd (ABCIL) with itself after receiving necessary approvals, consolidating its leadership as the largest chlor-alkali manufacturer in India.
- ❖ Diversified industrial house Videocon Industries has restructured its \$194.4 million foreign currency convertible bonds (FCCBs) by repaying half the amount in cash and redeeming the rest in new five-year bonds at lower cost.
- ❖ Public sector lender IDBI Bank said it has raised Rs 1,900 crore through two separate Basel-III compliant tier-II bonds on private placement basis.
- ❖ State-run MOIL has slashed prices of various grades of manganese ore by up to 10 per cent for the January-March quarter.

Global Forex	Closing	Chg	% Chg
EUR-USD	1.0819	(0.0013)	(0.12)
GBP-USD	1.4714	(0.0002)	(0.01)
USD-JPY	119.59	0.1300	0.11

Bond Markets	Closing	Chg
10-yr bond	7.87	0.20 bps
Interbank call	6.65	104.25 bps



Domestic News (Cont...)

❖ The Reserve Bank of India on Monday allowed foreign investors to buy up to 49 per cent stake in SITI Cable Network. Foreign institutional investors (FIIs)/registered foreign portfolio investors (RFPIs) can now invest up to 49 per cent of the paid-up capital of SITI Cable Network Limited under the Portfolio Investment Scheme (PIS).

❖ Eros International's digital over-the-top (OTT) distribution service ErosNow has entered into a platform and content deal with telecom service provider Idea Cellular.

❖ Infrastructure lending firm IFCI Ltd said that it will partially divest its stake in the Stock Holding Corporation. Besides, the company will also pare its entire holding in Assets Care and Reconstruction Enterprise (ACRE).

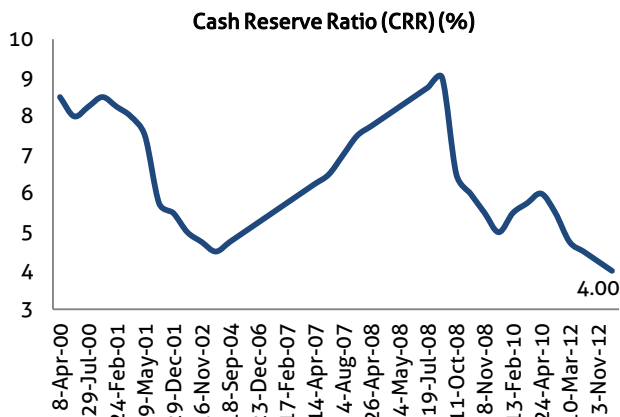
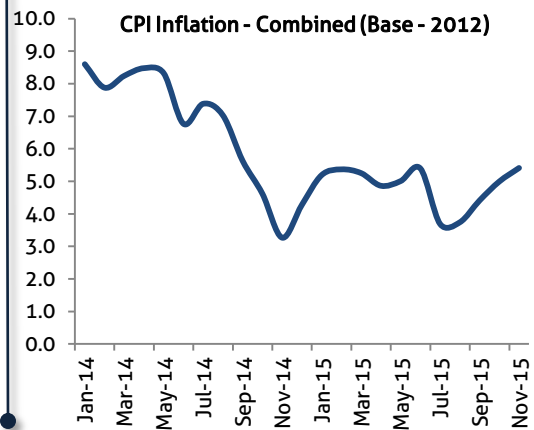
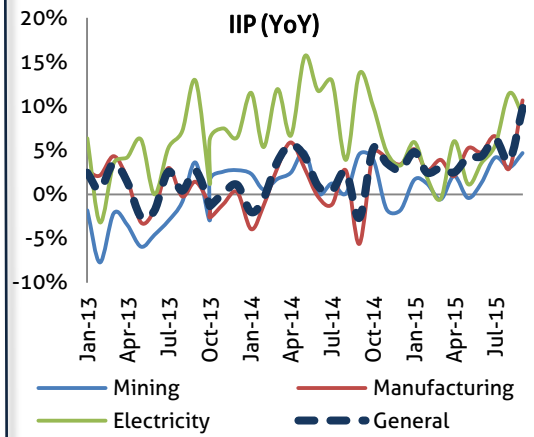
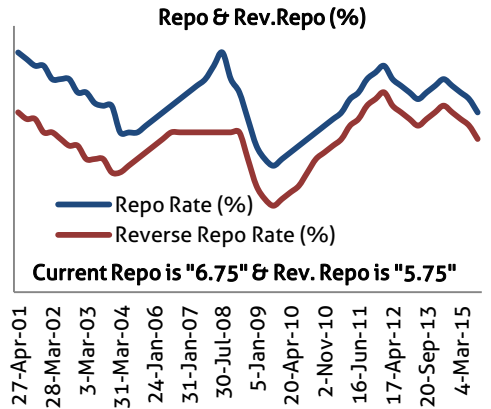
❖ Dabur India has announced its foray into the premium baby care market with the launch of 'Dabur Baby', a new brand which will have a range of baby care products prepared using natural oils, essential for safe and tender care of the youngest member of the family.

❖ Punj Lloyd has won four highway projects worth Rs. 1,555 crore in Bihar, Chhattisgarh, Odisha and Punjab from the central government.

❖ Gateway Distriparks Limited has commenced construction of its Logistics Park at Krishnapatnam Port in Andhra Pradesh after receiving all necessary state government approvals.

❖ JSW Steel said the Karnataka High Court on December 3 gave the steel maker a partial relief in the Forest Development Tax case. The company through a filing to the stock exchange informed judgement comes in response to a petition filed by mine owners and iron ore purchasers including JSW Steel against FDT levy.

❖ Nitin Gadkari announced road projects worth Rs 41,000 crore for Telangana, including two Express Highways from the state capital Hyderabad to Bengaluru in Karnataka and Vijayawada in Andhra Pradesh.



Bulk Deal - NSE

Date	Security Name	Client Name	Buy/Sell	Traded Qty.	Price
4-Jan-16	Housing Development and I	SHAASTRA SECURITIES TRADING PRIVATE LIMITED	SELL	2164384	78.0
4-Jan-16	GM Breweries Ltd.	N.K. SECURITIES	SELL	59773	1036.0
4-Jan-16	Subex Limited	ADROIT FINANCIAL SERVICES PRIVATE LIMITED	SELL	4774657	12.8
4-Jan-16	Reliance Indl Infra Ltd	N.K. SECURITIES	SELL	101992	527.4
4-Jan-16	Opto Circuits (India) Lim	ADROIT FINANCIAL SERVICES PRIVATE LIMITED	SELL	1675305	14.8

Bulk Deal - BSE

Date	Security Name	Client Name	Buy/Sell	Traded Qty.	Price
4-Jan-16	BLUBLND-B	INDU A ARYA	S	800,000	62.3
4-Jan-16	INTELLCAP	TEAM INDIA MANAGERS LTD	P	357,000	70.0
4-Jan-16	LOOKS	MARUTI CAPITAL SERVICES PRIVATE LIMITED	P	249,900	49.0
4-Jan-16	SUNDARAM	INVENTURE MERCHANT BANKER SERVICES PRIVATE LIMITED	S	3,204,500	2.9
4-Jan-16	POTENTIAL	DINESH PAREEKH	P	623,688	11.2

Corporate Actions

Scrip Code	Scrip Name	Ex-Date	Purpose	Record Date
530299	KOTHARIPRO	05-Jan-16	Bonus issue 1:2	06-Jan-16
526797	GREENPLY	06-Jan-16	Stock Split From Rs.5/- to Rs.1/-	07-Jan-16
534338	MAXHEIGHTS	07-Jan-16	Interim Dividend - Rs. - 0.0500	08-Jan-16
531723	STAMPEDE	07-Jan-16	Stock Split From Rs.10/- to Rs.1/-	09-Jan-16
532804	TIIL	07-Jan-16	Buy Back of Shares	08-Jan-16
522295	CONTROLP	11-Jan-16	Bonus issue 1:2	12-Jan-16
522295	CONTROLP	11-Jan-16	Interim Dividend - Rs. - 4.0000	12-Jan-16
522263	JMCPROJECT	11-Jan-16	Right Issue of Equity Shares	12-Jan-16
523019	BNRSEC	14-Jan-16	Right Issue of Equity Shares	15-Jan-16
535204	PEARLAGRI	14-Jan-16	Consolidation of Shares	15-Jan-16
533106	OIL	19-Jan-16		20-Jan-16
500550	SIEMENS	21-Jan-16	Dividend - Rs. - 6.0000	-
500550	SIEMENS	21-Jan-16	Special Dividend - Rs. - 4.0000	-
532819	MINDTREE	25-Jan-16		27-Jan-16
533179	PERSISTENT	02-Feb-16		03-Feb-16
532424	GODREJCP	03-Feb-16		04-Feb-16
500387	SHREECEM	10-Feb-16		11-Feb-16

Global Economic Calendar

Date	Curr.	Event	Actual	Forecast	Previous
4-Jan-16	JPY	Manufacturing PMI (Dec)			52.5
4-Jan-16	CNY	Caixin Manufacturing PMI (Dec)		49	48.6
4-Jan-16	EUR	Manufacturing PMI (Dec)		53.1	53.1
4-Jan-16	GBP	BoE Consumer Credit (Nov)		1.300B	1.178B
4-Jan-16	GBP	Manufacturing PMI (Dec)		52.7	52.7
4-Jan-16	GBP	Mortgage Lending (Nov)		3.70B	3.63B
4-Jan-16	USD	Manufacturing PMI (Dec)			51.3
4-Jan-16	USD	Construction Spending (MoM) (Nov)		0.70%	1.00%
4-Jan-16	USD	ISM Manufacturing PMI (Dec)		49	48.6
5-Jan-16	GBP	Construction PMI (Dec)		56	55.3
5-Jan-16	EUR	CPI (YoY) (Dec)		0.40%	0.20%
5-Jan-16	USD	ISM - NY Business Conditions (Dec)			710.6
6-Jan-16	USD	Domestic Truck Sales (Dec)		8.60M	8.72M
6-Jan-16	EUR	Markit Composite PMI (Dec)		54	54
6-Jan-16	EUR	Services PMI (Dec)		53.9	53.9
6-Jan-16	GBP	Services PMI (Dec)		55.6	55.9
6-Jan-16	EUR	PPI (YoY) (Dec)		-3.10%	-3.10%
6-Jan-16	USD	MBA 30-Year Mortgage Rate			
6-Jan-16	USD	ADP Nonfarm Employment Change (Dec)		190K	217K
6-Jan-16	USD	Trade Balance (Nov)		-44.00B	-43.90B
6-Jan-16	USD	Markit Composite PMI (Dec)			53.5
6-Jan-16	USD	Services PMI (Dec)			53.7
6-Jan-16	USD	Factory Orders (MoM) (Nov)		-0.20%	1.50%
6-Jan-16	USD	ISM Non-Manufacturing PMI (Dec)		56	55.9
7-Jan-16	EUR	Business and Consumer Survey (Dec)		106.1	106.1
7-Jan-16	EUR	Industrial Sentiment (Dec)		-3	-3.2
7-Jan-16	EUR	Retail Sales (YoY) (Dec)		2.00%	2.50%
7-Jan-16	EUR	Unemployment Rate (Dec)		10.70%	10.70%
7-Jan-16	USD	Initial Jobless Claims			287K
8-Jan-16	JPY	Leading Index (MoM) (Nov)			1.30%
8-Jan-16	GBP	Trade Balance (Nov)		-10.50B	-11.83B
8-Jan-16	USD	Manufacturing Payrolls (Dec)		-3.0K	-1.0K
8-Jan-16	USD	Nonfarm Payrolls (Dec)		200K	211K
8-Jan-16	USD	Unemployment Rate (Dec)		5.00%	5.00%
8-Jan-16	USD	Wholesale Inventories (MoM) (Nov)		-0.10%	-0.10%
8-Jan-16	USD	Consumer Credit (Nov)		19.00B	15.98B
8-Jan-16	CNY	CPI (YoY) (Dec)			1.50%
8-Jan-16	CNY	PPI (YoY) (Dec)			-5.90%

Indian Economic Calendar

Date	Curr.	Event	Actual	Forecast	Previous

Disclosure

- The Research Analysts and /or Ashika Stock Broking Limited do hereby certify that all the views expressed in this research report accurately reflect their views about the subject issuer(s) or securities. Moreover, they also certify the followings:-
- The Research Analyst or Ashika Stock Broking Limited or his/its Associates or his/its relative, has any financial interest in the subject company(ies) covered in this report. **No**
- The Research Analyst or Ashika Stock Broking Limited or his/its Associates or his/its relative, have actual/beneficial ownership of 1% or more in the subject company, at the end of the month immediately preceding the date of the publication of the research report. **No**
- The Research Analyst or Ashika Stock Broking Limited or his/its Associates or his/its relatives has any material conflict of interest at the time of publication of the research report. **No**
- The Research Analyst or Ashika Stock Broking Limited or his/its Associates have received compensation for investment banking or merchant banking or brokerage services or for product other than for investment banking or merchant banking or brokerage services from the companies covered in this report in the past 12 months. **No**
- The Research Analyst or Ashika Stock Broking Limited or his/its Associates have managed or co managed in the previous 12 months any private or public offering of securities for the company(ies) covered in this report. **No**
- The Research Analyst or Ashika Stock Broking Limited or his/its Associates have received any compensation or other benefits from the company(ies) covered in this report or any third party in connection with the Research Report. **No**
- The Research Analyst has served as an officer, director or employee of the company(ies) covered in the research report. **No**
- The Research Analyst or Ashika Stock Broking Limited has been engaged in Market making activity of the company(ies) covered in the research report. **No**

Disclaimer

This report is for the personal information of the authorized recipient and does not construe to be any investment, legal or taxation advice to you. Ashika Stock Broking Ltd. is not soliciting any action based upon it. This report is not for public distribution and has been furnished to you solely for your information and should not be reproduced or redistributed to any other person in any form. The report is based upon information that we consider reliable, but we do not represent that it is accurate or complete, and it should not be relied upon such. Ashika Stock Broking Ltd. or any of its affiliates or employees shall not be in anyway responsible for any loss or damage that may arise to any person from any inadvertent error in the information contained in this report. Ashika Stock Broking Ltd., or any of its affiliates or employees do not provide, at any time, any express or implied warranty of any kind, regarding any matter pertaining to this report, including without limitation the implied warranties of merchantability, fitness for a particular purpose, and non-infringement. The recipients of this report should rely on their own investigations.