

Equity	Latest	% Chg	NSE Sect. Indices	Latest	% Chg
Nifty	4485	(1.35)	CNX IT	10990	1.16
Sensex	7601	0.44	BANK NIFTY	16143	0.43
DowJones	16346	(1.02)	S&P CNX 500	6491	0.68
Nasdaq	4644	(0.98)	CNX FMCG	19359	0.51
Hangseng	9769	(1.39)	CNX REALTY	3071	1.06
Shanghai	3135	(1.63)	CNX AUTO	7744	0.25
Nikkei	17698	(0.39)	CNX ENERGY	8586	1.56
Strait Times	2694	(2.08)	CNX PHARMA	3443	0.46
Kospi	7792	(1.29)	<b>Advances / Declines</b>	<b>BSE</b>	<b>NSE</b>
Taiwan	19926	(2.58)	Advances	1948	1210
FTSE	5912	(0.70)	Declines	821	342
CAC	4334	(1.59)	Unchanged	187	55
DAX	9849	(1.31)	Total	2956	1607

Nifty Gainers		
Company	Price(Rs)	Chg(%)
TATAPOWER	68.40	3.09
TATAMOTORS	353.90	3.01
TECHM	524.00	2.58
POWERGRID	141.60	2.53
BPCL	905.95	2.45

Nifty Losers		
Company	Price(Rs)	Chg(%)
LT	1176.80	(2.45)
CIPLA	624.00	(2.11)
BAJAJ-AUTO	2371.05	(1.99)
ADANI PORTS	241.35	(1.49)
COALINDIA	322.00	(1.35)

Vol. Shockers	Last Day (Lakh)	2 Wk Avg. (Lakh)	Vol. Ch. (Times)
SUNDARFIN	7.95	0.8	10
REDINGTON	20.09	2.2	9
RELIANCE	70.08	10.1	7
ESSDEE	6.64	1.2	6
APTECHT	28.41	5.0	6

Indian Forex	Closing	Chg	% Chg
USD/INR	66.669	(0.243)	(0.36)
GBP/INR	97.450	(0.401)	(0.41)
EUR/INR	72.529	0.151	0.21
JPY/INR	56.320	(0.460)	(0.81)

Precious Metal	Closing	Chg (Rs.)
Gold (Rs/10gm)	25857	(55)
Silver (Rs/1kg)	33855	30

Commodities	Price	% Chg.
Crude (US\$/BBL)	32.5	(4.07)
Brent (US\$/BBL)	32.9	(4.22)
Gold (US/oz)	1104.0	0.15
Silver (US\$/oz)	14.0	(1.55)
Copper (US\$/MT)	4486.5	(0.61)
Alum (US\$/MT)	1476.0	1.44
Zinc(US\$/MT)	1478.5	0.10

ADR	Cl. Values	% Chg.
ICICI Bank	7.13	0.02
HDFC Bank	58.49	(0.37)
Infosys	16.17	0.11
Sterlite Inds.	6.22	0.00
Dr. Deddy's Labs	44.39	0.22
Wipro	11.16	(0.04)
Tata Motors	25.58	0.31

## Market Sensor

US stocks closed lower on Friday, ending a volatile week with their worst five-day start to a year ever, as sliding oil prices and lingering worries about the global economy offset upbeat US job growth. The Dow Jones industrial average was down 167.65 points, or 1.02 percent, to 16,346.45, the S&P 500 lost 21.06 points, or 1.08 percent, to 1,922.03 and the Nasdaq Composite dropped 45.80 points, or 0.98 percent, to 4,643.63.

The barometer index, the S&P BSE Sensex, rose 82.50 points or 0.33% to settle at 24,934.33. The Nifty rose 33.05 points or 0.44% to settle at 7,601.35. Stocks from power, oil and IT sector and private sector banks led gains as key benchmark indices snapped a 4-day losing streak. On Friday's trading session, FII/FPIs sold net Rs. 1236 Cr in cash market whereas, DII bought Rs. 1003.99 Cr in cash segment.

## Global News

❖ U.S. payrolls surged in December and the job count for the prior two months was revised sharply higher, showing the economy on solid ground despite a troubling international backdrop. Nonfarm payrolls increased by 292,000 last month, the Labour Department said on Friday, as hiring got a boost from unseasonably warm weather. (Reuters)

❖ The World Bank on Wednesday cut its global economic growth forecast for 2016, saying the weak performance of major emerging market economies will tamp activity overall, as will anaemic showings from developed countries such as the United States. (Reuters)

❖ Japanese Finance Minister Taro Aso said on Friday that China may find it difficult to continue supporting the yuan given the record decline in its foreign currency reserves - a warning that China may have to let its currency fall even more. (Reuters)

❖ China's consumer inflation barely edged up in December while companies' factory-gate prices continued to fall, adding to concerns about growing deflation risks in the world's second-largest economy. (Reuters)

## Economic News

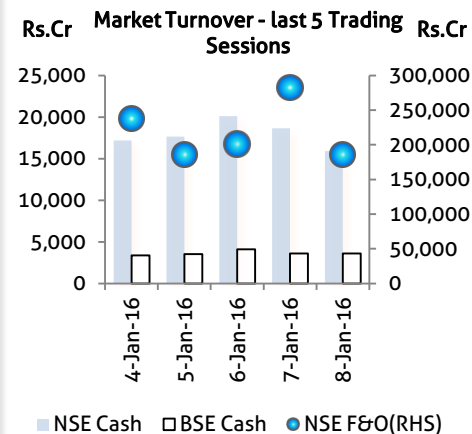
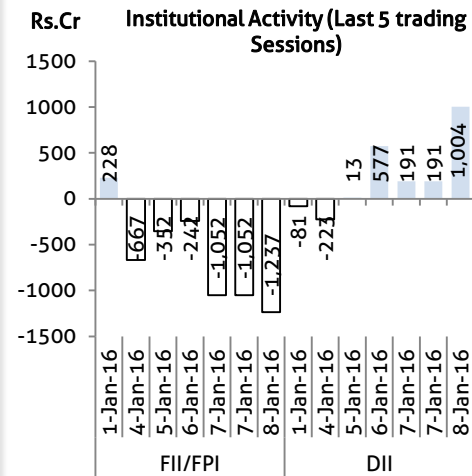
- ❖ In a bid to monetise its surplus wheat stocks, state-run Food Corporation of India (FCI) aims to realise more than Rs 10,400 crore by the end of current fiscal by selling its excess stock in the open market.
- ❖ Retirement fund body EPFO has removed the grace period of five days given to employers to deposit the provident fund (PF) contribution.
- ❖ Andhra Pradesh chief minister N Chandrababu Naidu informed the delegates attending the CII Partnership Summit that his government was trying to take the state to the number one position in the country in terms of ease of doing business.
- ❖ The Centre has cleared a proposal from the Jharkhand government for a \$210 million assistance from the World Bank for urban infrastructure projects.
- ❖ The government has approved the methodology for fixing upfront payment and reserve price for allotment of coal blocks to PSUs for sale of the fossil fuel mainly to medium, small and cottage industries.
- ❖ The entire direct benefit transfer (DBT) scheme for distribution of government subsidy is likely to be handled by the Post Bank — the new payments bank which will be under the Department of Posts.
- ❖ Lanco Kondapalli Power Limited, a subsidiary of Lanco Infratech, has operationalised a 371 Mw unit of Kondapalli Power Project at Vijayawada in Andhra Pradesh.
- ❖ The state government in its pre-Budget memorandum has sought an allocation of Rs 200 crore for financing special purpose vehicles (SPVs) to execute railway projects.
- ❖ The government's decision to switch over to LED bulbs by 2018 under the energy efficiency mission would result in saving of up to \$6 billion per annum, Union Minister Piyush Goyal said.
- ❖ Madhya Pradesh's wheat produce for the current rabi season is expected to dip by 13% to about 160 lakh tonnes.
- ❖ Gross earnings of South Eastern Railway (SER) in the first 9 months of this current fiscal has gone up by 8.76 per cent to Rs 9,170 crore compared to its earnings in the same period last year.

## Domestic News

- ❖ 8K Miles Software Services registered a revenue growth of 21% in the quarter ending December. The Net Profit of the company stood at Rs. 11.3 crore in FY16 Q3 as compared to Rs. 8.7 crore in Q2 and Total Income at Rs. 74 crore FY16 Q3 Vs Rs. 61.1 crore in Q2.
- ❖ Sintex Q3 Cons Total Income At Rs 2049.7 Cr Vs Rs 1832.9 Cr (YoY) Cons Net Profit At Rs 179.8 Cr Vs Rs 161.08 Cr (YoY)
- ❖ MIC Electronics Revenue up 34% at 55 cr vs 41 cr Margins at 20% vs 2.4% Net Profit 2.2 cr vs Loss of 3.8 cr
- ❖ Tata Motors-owned Jaguar Land Rover (JLR) has achieved a record global sales in 2015 with the premium luxury vehicles' manufacturer retailing 4,87,065 vehicles, its highest figure yet and a five per cent increase from previous year.
- ❖ Hinduja Group flagship firm Ashok Leyland said it has bagged an order for 680 vehicles and spare parts worth USD 50 million (over Rs 330 crore) from Zimbabwe.

Global Forex	Closing	Chg	% Chg
EUR-USD	1.0922	(0.0004)	(0.04)
GBP-USD	1.4524	(0.0002)	(0.01)
USD-JPY	117.26	(0.1900)	(0.16)

Bond Markets	Closing	Chg
10-yr bond	7.83	-0.60 bps
Interbank call	6.95	15.96 bps



## Domestic News (Cont...)

❖ Ricoh India Ltd, a subsidiary of Ricoh Group, Japan, is eyeing 55 per cent growth in revenues this fiscal, a top official has said. The company has also planned investments of about Rs 300 crore over the next one or two years for expanding its data centres. The company has partnered with Siemens to offer digital lifecycle management software.

❖ Real estate firm Sobha Developers said that it has sold more than 8 lakh square feet space for Rs 478.30 crore in the December quarter, helped by a robust performance mainly in the Bengaluru market.

❖ Bharat Forge announced plans to set up an integrated auto component hub in Nellore, Andhra Pradesh at an investment of INR 1,200 crore. The project is likely to create 3,000 jobs.

❖ Lanco Infratech Ltd has that a Subsidiary of the Company, Lanco Kondapalli Power Limited has successfully declared Commercial Operations Date (COD) for its expansion capacity of 371 MW (Phase III B Project) with effect from January 09, 2016.

❖ Inox Wind Ltd: Gujarat Industries Power Company Ltd has issued Letter of intent (LoI) for installation of 26 MW Wind Energy Farm Project on EPC basis, with Operation & Maintenance Contract for twenty years. The said Wind Energy Farm Project is scheduled to be completed by December, 2016.

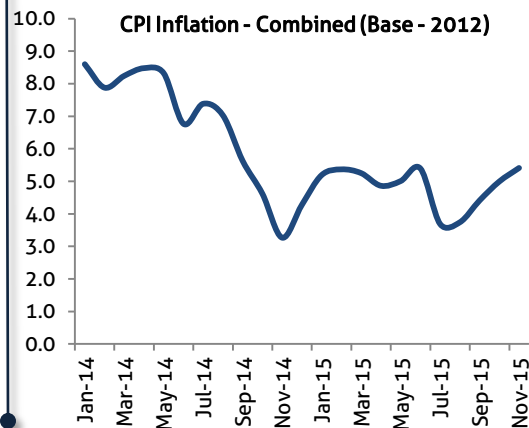
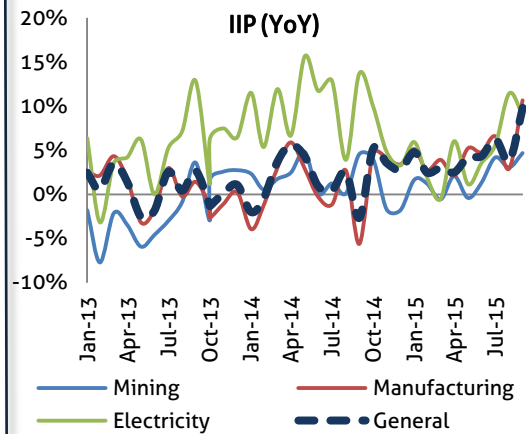
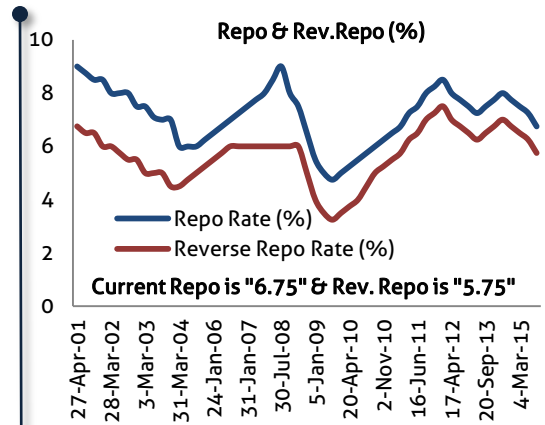
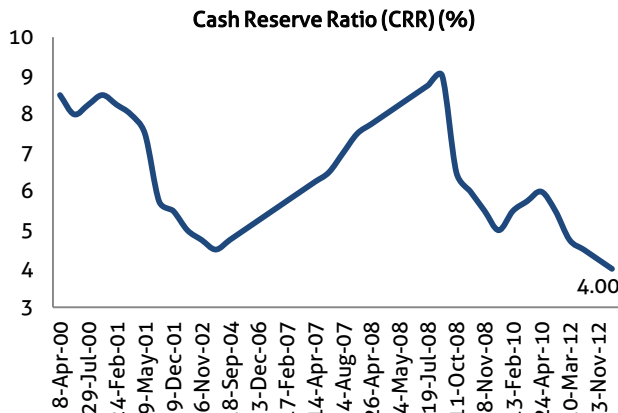
❖ Ashoka Buildcon has announced regarding the acquisition of stake in Jaora-Nayagaon Toll Road Company Private Limited. Ashoka Concessions Limited (ACL) has received transfer of 4,23,03,800 (which is 14.74% of share capital of JTCL) equity shares of Rs. 10 each fully paid up from SREI.

❖ Sun Pharmaceuticals arm gets USFDA approval for generic of Naftin, as per media reports.

❖ Spice Mobility Ltd has announced that Spice Digital Limited (SDL) has acquired 22.54% equity stake in Sunstone Eduversity Private Limited, a Company incorporated for the purpose of engaging in the line of education business.

❖ IVRCL, has bagged two drinking water supply project contracts valued Rs 350.96 crore from Karnataka government agencies.

❖ DLF said that it would begin handing over flats in its 1,830-apartment residential complex in Bengaluru, after a division bench of the Karnataka High Court dismissed a public interest litigation against the project.



## Bulk Deal - NSE

Date	Security Name	Client Name	Buy/Sell	Traded Qty.	Price
8-Jan-16	Navin Fluorine Internatio	VANDERBILT UNIVERSITY	BUY	120000	1892.0
8-Jan-16	Navin Fluorine Internatio	ATYANT CAPITAL INDIA FUND 1	SELL	120000	1892.0
8-Jan-16	Ess Dee Aluminium Limited	DEUTSCHE SECURITIES MAURITIUS LIMITED	SELL	240000	171.2
8-Jan-16	Sudar Industries Limited	AKG FINVEST LTD	SELL	146586	6.7
8-Jan-16	Euro Ceramics Limited	BP FINTRADE PRIVATE LIMITED	BUY	150000	5.8

## Bulk Deal - BSE

Date	Security Name	Client Name	Buy/Sell	Traded Qty.	Price
8-Jan-16	APTECHT	SAMEER KISHORBHAI KOTICHA	B	743,136	67.5
8-Jan-16	APTECHT	ASK SECURITIES ADVISORY SERVICES PRIVATE LIMITED	S	743,136	67.5
8-Jan-16	PPAP	VINAY KUMARI JAIN	S	160,000	164.8
8-Jan-16	PPAP	SMART COMMOTRADE PRIVATE LIMITED	B	160,000	164.8
8-Jan-16	INTELLCAP	NEW BERRY ADVISORS LTD	B	357,000	70.0

## Corporate Actions

Scrip Code	Scrip Name	Ex-Date	Purpose	Record Date
522295	CONTROLP	11-Jan-16	Bonus issue 1:2	12-Jan-16
522295	CONTROLP	11-Jan-16	Interim Dividend - Rs. - 4.0000	12-Jan-16
522263	JMCPROJECT	11-Jan-16	Right Issue of Equity Shares	12-Jan-16
500057	BIHARCAU	14-Jan-16	Amalgamation	15-Jan-16
523019	BNRSEC	14-Jan-16	Right Issue of Equity Shares	15-Jan-16
535204	PEARLAGRI	14-Jan-16	Consolidation of Shares	15-Jan-16
533229	BAJAJCORP	19-Jan-16	Interim Dividend - Rs. - 11.5000	20-Jan-16
533106	OIL	19-Jan-16		20-Jan-16
500550	SIEMENS	21-Jan-16	Dividend - Rs. - 6.0000	-
500550	SIEMENS	21-Jan-16	Special Dividend - Rs. - 4.0000	-
532819	MINDTREE	25-Jan-16		27-Jan-16
507685	WIPRO	25-Jan-16		27-Jan-16
532281	HCLTECH	27-Jan-16		28-Jan-16
513108	GANDHITUBE	28-Jan-16		29-Jan-16
533179	PERSISTENT	02-Feb-16		03-Feb-16
532424	GODREJCP	03-Feb-16		04-Feb-16
500049	BEL	04-Feb-16		05-Feb-16
532349	TCI	08-Feb-16		09-Feb-16
500387	SHREECEM	10-Feb-16		11-Feb-16

## Global Economic Calendar

Date	Curr.	Event	Actual	Forecast	Previous
11-Jan-16	USD	CB Employment Trends Index (Dec)			128.7
12-Jan-16	JPY	Current Account n.s.a. (Nov)		0.859T	1.458T
12-Jan-16	GBP	BRC Retail Sales Monitor (YoY) (Dec)			-0.40%
12-Jan-16	GBP	Industrial Production (YoY) (Nov)			1.70%
12-Jan-16	GBP	Manufacturing Production (YoY) (Nov)			-0.10%
12-Jan-16	USD	NFIB Small Business Optimism (Dec)			94.8
13-Jan-16	CNY	Trade Balance (Dec)		53.00B	54.10B
13-Jan-16	EUR	Industrial Production (YoY) (Nov)			1.90%
13-Jan-16	USD	MBA 30-Year Mortgage Rate			4.20%
14-Jan-16	USD	Federal Budget Balance (Dec)			-65.0B
14-Jan-16	JPY	CGPI (YoY) (Dec)		-3.50%	-3.60%
14-Jan-16	JPY	Core Machinery Orders (YoY) (Nov)		6.30%	10.30%
14-Jan-16	GBP	BoE QE Total (Jan)			375B
14-Jan-16	GBP	Interest Rate Decision (Jan)		0.50%	0.50%
14-Jan-16	USD	Export Price Index (MoM) (Dec)			-0.60%
14-Jan-16	USD	Initial Jobless Claims			
15-Jan-16	EUR	Trade Balance (Nov)			24.1B
15-Jan-16	USD	NY Empire State Manufacturing Index (Jan)			-4.59
15-Jan-16	USD	PPI (MoM) (Dec)			0.30%
15-Jan-16	USD	Retail Sales (MoM) (Dec)			0.20%
15-Jan-16	USD	Industrial Production (MoM) (Dec)			-0.60%
15-Jan-16	USD	Michigan Consumer Sentiment (Jan)			92.6
15-Jan-16	USD	Business Inventories (MoM) (Nov)			

## Indian Economic Calendar

Date	Curr.	Event	Actual	Forecast	Previous
12-Jan-16	INR	CPI (YoY) (Dec)			5.41%
12-Jan-16	INR	Industrial Production (YoY) (Nov)			9.80%
12-Jan-16	INR	Manufacturing Output (MoM) (Nov)			10.60%
14-Jan-16	INR	WPI Inflation (YoY) (Dec)			-1.99%

**Disclosure**

- The Research Analysts and /or Ashika Stock Broking Limited do hereby certify that all the views expressed in this research report accurately reflect their views about the subject issuer(s) or securities. Moreover, they also certify the followings:-
- The Research Analyst or Ashika Stock Broking Limited or his/its Associates or his/its relative, has any financial interest in the subject company(ies) covered in this report. **No**
- The Research Analyst or Ashika Stock Broking Limited or his/its Associates or his/its relative, have actual/beneficial ownership of 1% or more in the subject company, at the end of the month immediately preceding the date of the publication of the research report. **No**
- The Research Analyst or Ashika Stock Broking Limited or his/its Associates or his/its relatives has any material conflict of interest at the time of publication of the research report. **No**
- The Research Analyst or Ashika Stock Broking Limited or his/its Associates have received compensation for investment banking or merchant banking or brokerage services or for product other than for investment banking or merchant banking or brokerage services from the companies covered in this report in the past 12 months. **No**
- The Research Analyst or Ashika Stock Broking Limited or his/its Associates have managed or co managed in the previous 12 months any private or public offering of securities for the company(ies) covered in this report. **No**
- The Research Analyst or Ashika Stock Broking Limited or his/its Associates have received any compensation or other benefits from the company(ies) covered in this report or any third party in connection with the Research Report. **No**
- The Research Analyst has served as an officer, director or employee of the company(ies) covered in the research report. **No**
- The Research Analyst or Ashika Stock Broking Limited has been engaged in Market making activity of the company(ies) covered in the research report. **No**

**Disclaimer**

This report is for the personal information of the authorized recipient and does not construe to be any investment, legal or taxation advice to you. Ashika Stock Broking Ltd. is not soliciting any action based upon it. This report is not for public distribution and has been furnished to you solely for your information and should not be reproduced or redistributed to any other person in any form. The report is based upon information that we consider reliable, but we do not represent that it is accurate or complete, and it should not be relied upon such. Ashika Stock Broking Ltd. or any of its affiliates or employees shall not be in anyway responsible for any loss or damage that may arise to any person from any inadvertent error in the information contained in this report. Ashika Stock Broking Ltd., or any of its affiliates or employees do not provide, at any time, any express or implied warranty of any kind, regarding any matter pertaining to this report, including without limitation the implied warranties of merchantability, fitness for a particular purpose, and non-infringement. The recipients of this report should rely on their own investigations.