

Equity	Latest	% Chg	NSE Sect. Indices	Latest	% Chg
Nifty	7562	0.69	CNX IT	10840	0.46
Sensex	24854	0.70	BANK NIFTY	15872	0.87
DowJones	16151	(2.21)	S&P CNX 500	6416	0.16
Nasdaq	4526	(3.41)	CNX FMCG	19415	0.38
Hangseng	19572	(1.82)	CNX REALTY	3031	(0.26)
Shanghai	2903	(1.57)	CNX AUTO	7796	0.96
Nikkei	17068	(3.66)	CNX ENERGY	8735	1.37
Strait Times	2660	(1.35)	CNX PHARMA	3426	1.00
Kospi	1892	(1.28)	<b>Advances / Declines</b>	<b>BSE</b>	<b>NSE</b>
Taiwan	7723	(1.30)	Advances	609	290
FTSE	5961	0.54	Declines	2198	1285
CAC	4392	0.30	Unchanged	166	47
DAX	9961	(0.25)	Total	2973	1622

Nifty Gainers		
Company	Price(Rs)	Chg(%)
INFY	1081.05	2.96
RELIANCE	1073.20	2.65
INDUSINDBK	936.10	2.50
HCLTECH	829.00	2.34
TATAMOTORS	363.00	2.25

Nifty Losers		
Company	Price(Rs)	Chg(%)
VEDL	81.20	(3.62)
IDEA	121.35	(3.58)
ADANI PORTS	230.20	(2.70)
LT	1149.95	(2.48)
BHARTIARTL	309.00	(2.03)

Vol. Shockers	Last Day (Lakh)	2 Wk Avg. (Lakh)	Vol. Ch. (Times)
RAJPALAYAM	7.26	0.8	9
BLUESTARCO	2.02	0.2	9
PURVA	13.24	1.5	9
ULTRACEMCO	5.52	0.7	8
REDINGTON	85.91	10.8	8

Indian Forex	Closing	Chg	% Chg
USD/INR	66.839	(0.051)	(0.08)
GBP/INR	96.603	(0.549)	(0.56)
EUR/INR	72.427	(0.316)	(0.43)
JPY/INR	56.570	(0.340)	(0.60)

Precious Metal	Closing	Chg (Rs.)
Gold (Rs/10gm)	25543	(178)
Silver (Rs/1kg)	33470	(90)

Commodities	Price	% Chg.
Crude (US\$/BBL)	30.5	(1.36)
Brent (US\$/BBL)	29.9	(4.07)
Gold (US/oz)	1092.6	0.72
Silver (US\$/oz)	14.1	2.32
Copper (US\$/MT)	4380.0	0.57
Alum (US\$/MT)	1453.0	(0.27)
Zinc (US\$/MT)	1461.0	0.52

ADR	Cl. Values	% Chg.
ICICI Bank	6.97	(0.01)
HDFC Bank	59.59	(0.30)
Infosys	16.46	(0.11)
Sterlite Inds.	6.22	0.00
Dr. Deddy's Labs	43.21	(0.31)
Wipro	11.07	(0.29)
Tata Motors	26.64	(0.16)

## Market Sensor

US market closed sharply lower Wednesday, pressured by low oil prices, as concerns about global economic slowdown weighed ahead of major earnings reports. Dow Jones Industrial Average was down 2.21% or 364.81 points at 16151.41. Nasdaq Composite was down 3.41% or 159.85 points at 4526.07. Standard & Poor's 500 was down 2.50% or 48.40 points at 1890.28.

Indian equity market ended in green after a highly volatile trading session. Market recovered at the end of the day after European market opened on a strong note (up 1%) and smart gained US Future. Nifty ended the previous day with a gain of 0.69% or 52.10 points at 7562.40. On Wednesday's trading session, FIIs sold net Rs.75.9 Cr in cash market and bought Rs.1374.32 in derivative segment. Whereas, DII bought net Rs.618.79 Cr in cash segment.

## Global News

- ❖ China's total trade fell in December but far less than expected, with exports outperforming many of its regional peers after the country let the yuan depreciate sharply, highlighting fears of a currency war among Asia's trade-reliant economies. (Reuters)
- ❖ Pressure on global corporate credit ratings is at the worst level since the financial crisis, Standard & Poor's (S&P) has warned. (CNBC)
- ❖ Four years after the Arab Spring, the lynchpin of OPEC faces more social unrest, as Saudis digest unaccustomed austerity amid plummeting oil prices, costly military intervention in Yemen and increased tension with Iran. (CNBC)
- ❖ The U.S. economy continued to show mixed signals from late November to early January, with improvements in the labor market and consumer spending offset by the drag of a strong dollar and low energy prices, the Federal Reserve said on Wednesday. (CNBC)
- ❖ The European Commission has ducked the opportunity to decide whether to grant China "market economy" status. A conclusion is not expected until the second half of this year. (FT)

## Economic News

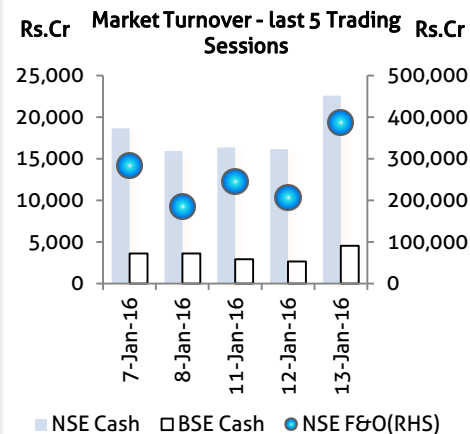
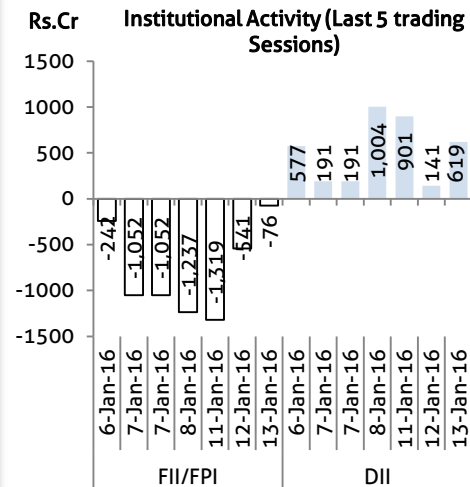
- ❖ In order to provide relief to drought-hit farmers, the government today announced a new Rs 8,800 crore crop insurance scheme, with significantly lower premium, to cover for loss of crop to natural calamities. (B.S)
- ❖ The government's latest decision to switch over from BS IV auto fuel quality standards to BS VI norms by 2020 will raise the cost of production of petrol by Rs 1.40 per litre and cost of diesel by an estimated 63 paise for Indian Oil Corporation (IOCL), the nation's largest fuel retailer. (B.S)
- ❖ India's wheat output is expected to fall for a second straight year in 2016 after a series of bumper harvests since 2007 due to an unusually warm winter in central and northern India. (B.S)
- ❖ The Andhra Pradesh government aims to train 150,000 lakh farmers in organic farming in the next three years, a senior agriculture department official said today. (B.S)
- ❖ NHAI has signed Memorandum of Understanding with National Remote Sensing Centre (NRSC) under Indian Space Research Organization (ISRO) and North East Centre for Technology Application and Research (NECTAR) for use of spatial technology for monitoring and managing national highways. (B.S)
- ❖ India has assured Syria that it will soon release the second tranche of the \$240 million line of credit to complete the stalled Tishreen power project near Damascus as well as the additional \$3 million needed for completing the Hama Iron and Steel plant. Work on the two projects, being constructed with Indian assistance, failed to progress because of the unrest in Syria in the last few years. (B.S)
- ❖ The new National List of Essential Medicines (NLEM), notified by the NDA government on December 25 last year, has added 106 drugs and removed 70. In contrast, the previous NLEM — prepared under the UPA government in 2011 — added just 43 drugs and removed 47. As drug pricing control policy is made according to NLEM, it is estimated that the pharma industry will take a hit of Rs 6,000 crore this year. (B.S)
- ❖ The Indian Chamber of Commerce (ICC) has demanded streamlining the process of coal e-auctions by Coal India for the benefit of steel units and sponge iron makers. (B.S)
- ❖ Jharkhand government today decided to set up fast track courts in five districts for speedy trial of cases relating to witchcraft incidents. (B.S)

## Domestic News

- ❖ Rating agency Standard & Poor's downgraded Tata Steel by a notch to 'BB-' from 'BB', citing weak financial performance and high debt leverage, and expects expect the company's operating performance to improve gradually beginning next financial year.
- ❖ Housing Development & Infrastructure Ltd. plans to sell transfer of development rights (TDR) worth 2 million sq. ft. for ~Rs. 1,000 crore this year on the back of a revival in the TDR market, reports a business daily.
- ❖ Bharti Airtel has signed a pact to sell 100% of its operations in Burkina Faso and Sierra Leone to Orange SA for around \$900 million (Rs 6,030 crore), but its exclusive talks to sell businesses in Chad and Congo Brazzaville to the French company lapsed.
- ❖ BSE will remove AB Nuvo from its S&P BSE 100 Index and will add Cadila Health

Global Forex	Closing	Chg	% Chg
EUR-USD	1.0885	0.0008	0.07
GBP-USD	1.4407	(0.0005)	(0.03)
USD-JPY	117.51	(0.1900)	(0.16)

Bond Markets	Closing	Chg
10-yr bond	7.76	1.70 bps
Interbank call	6.76	-2.82 bps



## Domestic News (Cont...)

❖ JB Chemicals & Pharmaceuticals said on Wednesday that the National Green Tribunal (West Zone) has urged the Government to revoke the environmental clearance given to its bulk drug plant located at the GIDC Panoli.

❖ British drug maker AstraZeneca is betting big on Asia including emerging markets such as India where it plans to introduce innovative products in its focus areas of cancer, lung diseases and diabetes, rather than depend on generic drugs.

❖ Pharmaceuticals-to financial services conglomerate Piramal Enterprises has initiated talks with private equity investors to sell up to a 20% stake in its over-the-counter (OTC) drugs business.

❖ Suzlon Group announced its foray into the solar sector with 210MW Letters of Intent (LOIs) from the State utility, Southern Power Distribution Company of Telangana Limited (TSSPDCL).

❖ State-run Power Grid Corp has approved a cumulative investment of Rs 2,510 crore for various transmission projects, including Rs 1,455.47 crore for strengthening its network in the Southern region.

❖ Tata Motors announced that a meeting of the board of directors is scheduled to be held on January 18, 2016 to consider and approve Buy-back of the following two tranches

❖ Mindtree's board is likely to consider issuing bonus shares on Monday, the company said in an exchange filing on Wednesday. As of September 30, the company had cash and cash equivalent of Rs 212 crore.

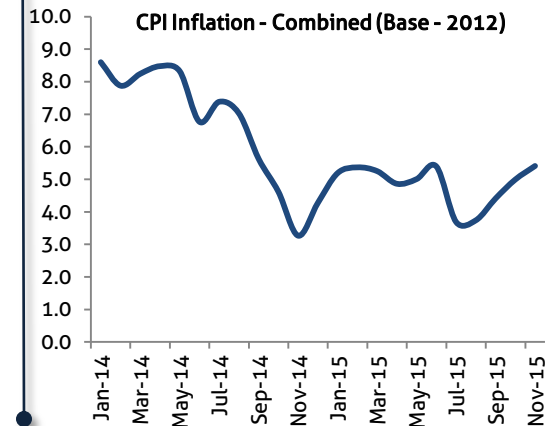
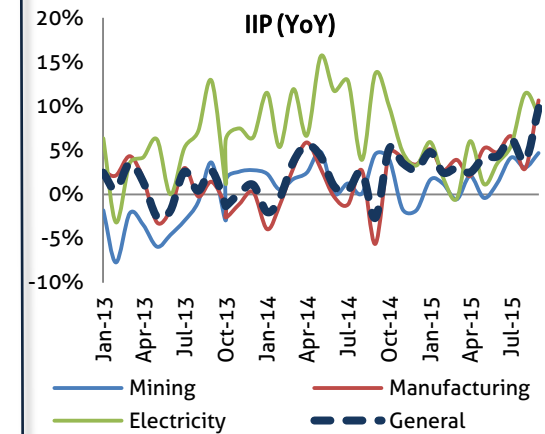
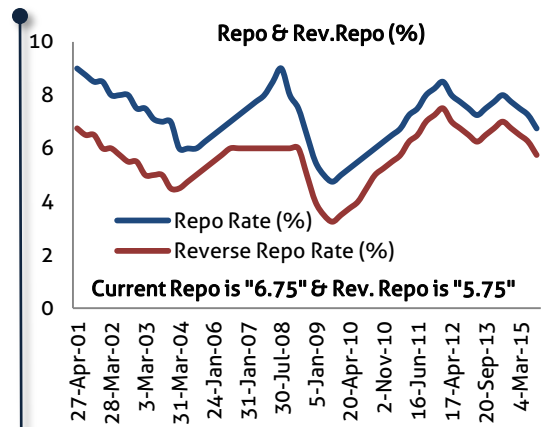
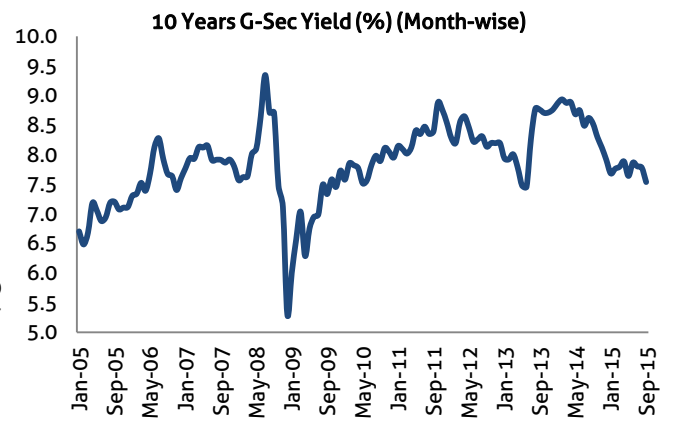
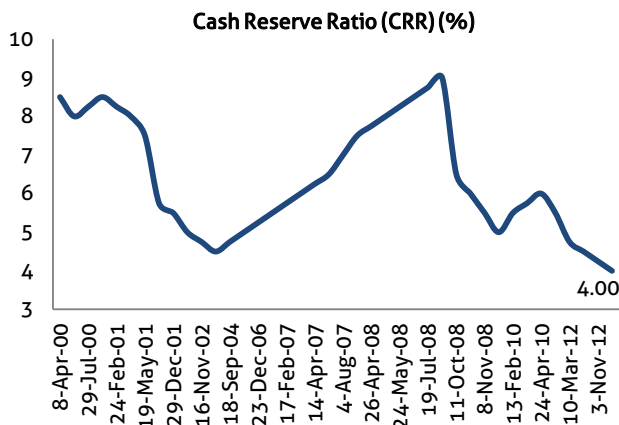
❖ SBI to opens its first branch in South Korea -Secures Rs 3,300 crore credit line from Korean Exim Bank

❖ CCI approved acquisition of 5 wind power plants of JP Associates by Suraksha Group Companies, according to reports.

❖ BHEL said that it commissioned power generation capacity of 5,010 MW during the first three quarters of the fiscal, which is highest-ever done by the company.

❖ IOC will invest nearly Rs. 13,000 crore to upgrade its refineries and produce BS VI grade automotive fuels from April 1, 2020.

❖ Marksans Pharma said Goa plant failed to clear an inspection by the UK drug regulator, as per media report. The company got a notice of deficiency from UK MHRA.



## Bulk Deal - NSE

Date	Security Name	Client Name	Buy/Sell	Traded Qty.	Price
13-Jan-16	Jet Airways (India) Ltd.	SMC GLOBAL SECURITIES LTD.	BUY	598266	774.0
13-Jan-16	Housing Development and I	SHAASTRA SECURITIES TRADING PRIVATE LIMITED	SELL	3300621	78.1
13-Jan-16	Skipper Limited	DSP BLACKROCK MUTUAL FUND - DSP BLACKROCK MICROCAP FUND	BUY	1334372	160.8
13-Jan-16	Nilkamal Limited	N.K. SECURITIES	SELL	118164	1468.2
13-Jan-16	Reliance Indl Infra Ltd	SHAASTRA SECURITIES TRADING PRIVATE LIMITED	SELL	134694	452.4

## Bulk Deal - BSE

Date	Security Name	Client Name	Buy/Sell	Traded Qty.	Price
13-Jan-16	REDINGTON	HDFC MUTUAL FUND A/C HDFC MIDCAP OPP FUND	B	8,000,000	110.0
13-Jan-16	RAJPALAYAM	THE RAMCO CEMENTS LIMITED	S	700,000	363.4
13-Jan-16	PANCARBON	LAXMI DEVI JIWARAJKA	S	300,000	401.3
13-Jan-16	RTNINFRA	RAJASTHAN GLOBAL SECURITIES PRIVATE LIMITED	B	18,771,178	3.3
13-Jan-16	CMI	SAVITA AGARWAL	S	100,000	340.0

## Corporate Actions

Scrip Code	Scrip Name	Ex-Date	Purpose	Record Date
500057	BIHARCAU	14-Jan-16	Amalgamation	15-Jan-16
523019	BNRSEC	14-Jan-16	Right Issue of Equity Shares	15-Jan-16
535204	PEARLAGRI	14-Jan-16	Consolidation of Shares	15-Jan-16
533229	BAJAJCORP	19-Jan-16	Interim Dividend - Rs. - 11.5000	20-Jan-16
533106	OIL	19-Jan-16	Interim Dividend - Rs. - 8.0000	20-Jan-16
500303	ABIRLANUVO	20-Jan-16	Spin Off	21-Jan-16
531082	ALANKIT	20-Jan-16	Interim Dividend - Rs. - 0.2000	21-Jan-16
534862	BSLIAIDNDP	20-Jan-16	Temporary Suspension	21-Jan-16
534863	BSLIAIDQDP	20-Jan-16	Temporary Suspension	21-Jan-16
534865	BSLIAIRNDP	20-Jan-16	Temporary Suspension	21-Jan-16
534866	BSLIAIRQDP	20-Jan-16	Temporary Suspension	21-Jan-16
534861	BSLIAPIDG	20-Jan-16	Temporary Suspension	21-Jan-16
534864	BSLIAPIRG	20-Jan-16	Temporary Suspension	21-Jan-16
500550	SIEMENS	21-Jan-16	Dividend - Rs. - 6.0000	-
500550	SIEMENS	21-Jan-16	Special Dividend - Rs. - 4.0000	-
532540	TCS	21-Jan-16	Interim Dividend - Rs. - 5.5000	22-Jan-16
532819	MINDTREE	25-Jan-16		27-Jan-16
507685	WIPRO	25-Jan-16		27-Jan-16
532281	HCLTECH	27-Jan-16		28-Jan-16
513108	GANDHITUBE	28-Jan-16		29-Jan-16
533179	PERSISTENT	02-Feb-16		03-Feb-16
532424	GODREJCP	03-Feb-16		04-Feb-16

## Global Economic Calendar

Date	Curr.	Event	Actual	Forecast	Previous
11-Jan-16	USD	CB Employment Trends Index (Dec)			128.7
12-Jan-16	JPY	Current Account n.s.a. (Nov)		0.859T	1.458T
12-Jan-16	GBP	BRC Retail Sales Monitor (YoY) (Dec)			-0.40%
12-Jan-16	GBP	Industrial Production (YoY) (Nov)			1.70%
12-Jan-16	GBP	Manufacturing Production (YoY) (Nov)			-0.10%
12-Jan-16	USD	NFIB Small Business Optimism (Dec)			94.8
13-Jan-16	CNY	Trade Balance (Dec)		53.00B	54.10B
13-Jan-16	EUR	Industrial Production (YoY) (Nov)			1.90%
13-Jan-16	USD	MBA 30-Year Mortgage Rate			4.20%
14-Jan-16	USD	Federal Budget Balance (Dec)			-65.0B
14-Jan-16	JPY	CGPI (YoY) (Dec)		-3.50%	-3.60%
14-Jan-16	JPY	Core Machinery Orders (YoY) (Nov)		6.30%	10.30%
14-Jan-16	GBP	BoE QE Total (Jan)			375B
14-Jan-16	GBP	Interest Rate Decision (Jan)		0.50%	0.50%
14-Jan-16	USD	Export Price Index (MoM) (Dec)			-0.60%
14-Jan-16	USD	Initial Jobless Claims			
15-Jan-16	EUR	Trade Balance (Nov)			24.1B
15-Jan-16	USD	NY Empire State Manufacturing Index (Jan)			-4.59
15-Jan-16	USD	PPI (MoM) (Dec)			0.30%
15-Jan-16	USD	Retail Sales (MoM) (Dec)			0.20%
15-Jan-16	USD	Industrial Production (MoM) (Dec)			-0.60%
15-Jan-16	USD	Michigan Consumer Sentiment (Jan)			92.6
15-Jan-16	USD	Business Inventories (MoM) (Nov)			

## Indian Economic Calendar

Date	Curr.	Event	Actual	Forecast	Previous
12-Jan-16	INR	CPI (YoY) (Dec)			5.41%
12-Jan-16	INR	Industrial Production (YoY) (Nov)			9.80%
12-Jan-16	INR	Manufacturing Output (MoM) (Nov)			10.60%
14-Jan-16	INR	WPI Inflation (YoY) (Dec)			-1.99%

**Disclosure**

- The Research Analysts and /or Ashika Stock Broking Limited do hereby certify that all the views expressed in this research report accurately reflect their views about the subject issuer(s) or securities. Moreover, they also certify the followings:-
- The Research Analyst or Ashika Stock Broking Limited or his/its Associates or his/its relative, has any financial interest in the subject company(ies) covered in this report. **No**
- The Research Analyst or Ashika Stock Broking Limited or his/its Associates or his/its relative, have actual/beneficial ownership of 1% or more in the subject company, at the end of the month immediately preceding the date of the publication of the research report. **No**
- The Research Analyst or Ashika Stock Broking Limited or his/its Associates or his/its relatives has any material conflict of interest at the time of publication of the research report. **No**
- The Research Analyst or Ashika Stock Broking Limited or his/its Associates have received compensation for investment banking or merchant banking or brokerage services or for product other than for investment banking or merchant banking or brokerage services from the companies covered in this report in the past 12 months. **No**
- The Research Analyst or Ashika Stock Broking Limited or his/its Associates have managed or co managed in the previous 12 months any private or public offering of securities for the company(ies) covered in this report. **No**
- The Research Analyst or Ashika Stock Broking Limited or his/its Associates have received any compensation or other benefits from the company(ies) covered in this report or any third party in connection with the Research Report. **No**
- The Research Analyst has served as an officer, director or employee of the company(ies) covered in the research report. **No**
- The Research Analyst or Ashika Stock Broking Limited has been engaged in Market making activity of the company(ies) covered in the research report. **No**

**Disclaimer**

This report is for the personal information of the authorized recipient and does not construe to be any investment, legal or taxation advice to you. Ashika Stock Broking Ltd. is not soliciting any action based upon it. This report is not for public distribution and has been furnished to you solely for your information and should not be reproduced or redistributed to any other person in any form. The report is based upon information that we consider reliable, but we do not represent that it is accurate or complete, and it should not be relied upon such. Ashika Stock Broking Ltd. or any of its affiliates or employees shall not be in anyway responsible for any loss or damage that may arise to any person from any inadvertent error in the information contained in this report. Ashika Stock Broking Ltd., or any of its affiliates or employees do not provide, at any time, any express or implied warranty of any kind, regarding any matter pertaining to this report, including without limitation the implied warranties of merchantability, fitness for a particular purpose, and non-infringement. The recipients of this report should rely on their own investigations.