

Equity	Latest	% Chg	NSE Sect. Indices	Latest	% Chg
Nifty	7537	(0.34)	CNX IT	10980	1.30
Sensex	24773	(0.33)	BANK NIFTY	15610	(1.65)
DowJones	16379	1.41	S&P CNX 500	6378	(0.59)
Nasdaq	4615	1.97	CNX FMCG	19438	0.12
Hangseng	19676	(0.71)	CNX REALTY	3018	(0.41)
Shanghai	2972	(1.18)	CNX AUTO	7685	(1.42)
Nikkei	17367	0.73	CNX ENERGY	8672	(0.72)
Strait Times	2650	0.21	CNX PHARMA	3420	(0.17)
Kospi	1895	(0.27)	Advances / Declines	BSE	NSE
Taiwan	7776	0.42	Advances	774	378
FTSE	5918	(0.72)	Declines	1923	1182
CAC	4313	(1.80)	Unchanged	162	63
DAX	9794	(1.67)	Total	2859	1623

Nifty Gainers		
Company	Price(Rs)	Chg(%)
INFY	1137.50	4.99
LUPIN	1722.00	3.35
ASIANPAINT	889.65	2.43
TECHM	515.00	2.09
BPCL	910.00	1.57

Nifty Losers		
Company	Price(Rs)	Chg(%)
AXISBANK	389.80	(4.16)
BHEL	143.50	(3.17)
TATAMOTORS	353.80	(2.96)
TATASTEEL	239.45	(2.90)
SBIN	195.85	(2.51)

Vol. Shockers	Last Day (Lakh)	2 Wk Avg. (Lakh)	Vol. Ch. (Times)
SADBHIN	8.41	0.9	10
INFY	17.42	2.9	6
CAIRN	25.76	4.6	6
ZEEL	4.89	1.0	5
SOLARINDS	0.54	0.1	5

Indian Forex	Closing	Chg	% Chg
USD/INR	67.095	0.256	0.38
GBP/INR	96.637	0.034	0.04
EUR/INR	72.973	0.545	0.75
JPY/INR	57.010	0.440	0.78

Precious Metal	Closing	Chg (Rs.)
Gold (Rs/10gm)	25857	314
Silver (Rs/1kg)	33470	0

Commodities	Price	% Chg.
Crude (US\$/BBL)	30.8	0.85
Brent (US\$/BBL)	30.8	2.87
Gold (US/oz)	1079.0	(1.24)
Silver (US\$/oz)	13.8	(2.05)
Copper (US\$/MT)	4365.5	(0.33)
Alum (US\$/MT)	1478.0	1.72
Zinc(US\$/MT)	1481.5	1.40

ADR	Cl. Values	% Chg.
ICICI Bank	6.96	(0.01)
HDFC Bank	58.72	(0.87)
Infosys	17.85	1.39
Sterlite Inds.	6.22	0.00
Dr. Deddy's Labs	43.82	0.61
Wipro	11.35	0.28
Tata Motors	26.08	(0.56)

Market Sensor

US market closed higher Thursday, stabilizing after a steep sell-off, helped by some recovery in oil prices and comments from Fed policymakers that indicated possibility of an even more gradual pace of tightening. Dow Jones Industrial Average was up 1.41% or 227.64 points at 16379.05. Nasdaq Composite was up 1.97% or 88.94 points at 4615.00 Standard & Poor's 500 was up 1.67% or 31.56 points at 1921.84.

Indian equity market y recovered partially from the day's low after it's opening nearly 100 points lower at 7467 after better than expected Q3 result announced by Infosys. Rising USDINR is a major concern in the market while positive factor being Brent crude fell to new 12-year low at 30.6/bbl. Nifty ended the previous day with a decline of 0.34% or 25.60 points at 7536.80. On Thursday's trading session, FIIs sold net Rs.1221.97 Cr in cash market and bought Rs.578.89 in derivative segment. Whereas, DII bought net Rs.1526.22 Cr in cash segment.

Global News

❖ U.S. import prices tumbled in December for a sixth straight month as the cost of petroleum and a range of other goods fell further, suggesting a tame inflation environment could persist in the near term. (CNBC)

❖ The number of Americans filing for unemployment benefits unexpectedly rose last week, but remained below levels associated with a healthy labor market. Initial claims for state unemployment benefits increased 7,000 to a seasonally adjusted 284,000 for the week ended Jan. 9, the Labor Department said on Thursday. The prior week's claims were unrevised. (CNBC)

❖ Some of the world's biggest banks will have to set aside a combined \$77 billion in extra capital from 2019 under new trading book rules unveiled on Thursday by global regulators hoping to prevent another financial crisis as policymakers emphasize the need to help economies grow, the Basel Committee of banking supervisors has eased its initial proposal for a hike in capital requirements. (Reuters)

❖ Japanese Economy Minister Akira Amari said on Friday recent stock volatility has been caused by external factors, and he hopes markets, mainly in China, will stabilise in the wake of Wall Street's rise. (Reuters)

Economic News

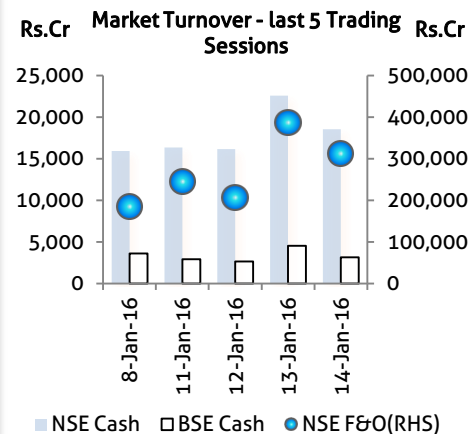
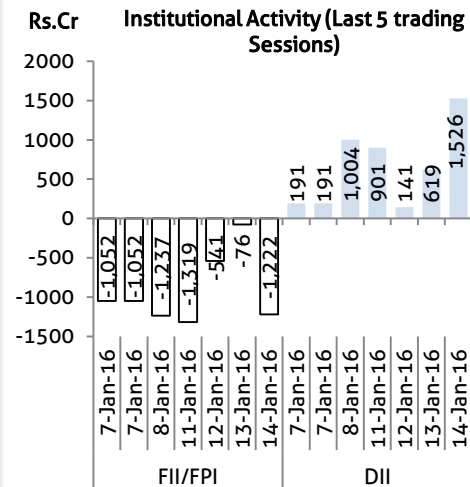
- ❖ Arrears to be paid by mills to sugarcane farmers have come down to Rs 2,700 crore this year so far from a peak of Rs 21,000 crore, thanks to several steps taken to boost liquidity of sugar manufacturers. (B.S)
- ❖ The India is undergoing a pronounced economic slowdown, says domestic brokerage Ambit Capital based on the reading on its 'Ke-qiang Index'. The index is based on real economic indicators such as auto sales, cargo volumes handled, capital goods' imports and power demand. Contrary to the government data, the Ke-qiang index for September 2015 quarter showed weakness in economic activity. Data released by the government in December had shown pickup in activity in Q2FY16. (B.S)
- ❖ Around 80 new models will be unveiled at the upcoming India's flagship automobile show, the Auto Expo, which is expected to draw around 7 lakh visitors. (B.S)
- ❖ Union Minister of Road, Transport and Highways said that the government will set up a separate Transport Department comprising of experts from automobile sector, alternative fuel, emission etc. (B.S)
- ❖ India's chief scientific adviser has urged Prime Minister Narendra Modi to decide the fate of the country's first genetically modified (GM) food crop, mustard, and a recent meeting suggests authorities may support commercialisation. (B.S)
- ❖ Power and Coal Minister Piyush Goyal said Japanese financial institutions have evinced keen interest in investing large amount of capital in various sectors including energy space in India. (B.S)
- ❖ Prime Minister Narendra Modi's efforts to rescue India's ailing power sector and end the country's notorious blackouts are creating an unforeseen headache for state governments: investors are suddenly shying away from their debt. (B.S)
- ❖ Government will come out with a new 'larger' policy within a month to promote ethanol blending with petrol, Road Transport and Highways Minister Nitin Gadkari said. (B.S)
- ❖ Hailing India's Aadhaar digital ID, the World Bank has said the initiative is estimated to be saving the government about \$1 billion annually by curbing corruption as it underlined that digital technologies can promote inclusion, efficiency and innovation. (B.S)

Domestic News

- ❖ Credit Suisse upgraded Infosys to outperform from neutral earlier and has also increased its 12-month target price o Rs 1400, from Rs 1175 earlier post Q3 results.
- ❖ RCom had received a go-ahead from the stock exchanges to acquire Sistema Shyam Teleservices Ltd (SSTL), which operates under the MTS brand.
- ❖ Tata Steel has nearly sealed the deal with a London-based private equity firm for the sale of its struggling Long Products business, which includes plants at Scunthorpe in east England and Lanarkshire in Scotland.
- ❖ M&M to build 1.9L engine to get around SC ban on vehicles with over 2L engines To launch versions of Scorpio and XUV500 with new 1.9L engines
- ❖ Idea Cellular takes 4G to four more states Launches services in Chhattisgarh, Haryana, MP and Punjab
- ❖ NMDC Keeps Iron Ore Prices Unchanged

Global Forex	Closing	Chg	% Chg
EUR-USD	1.0879	0.0013	0.12
GBP-USD	1.4411	(0.0002)	(0.02)
USD-JPY	117.96	(0.1100)	(0.09)

Bond Markets	Closing	Chg
10-yr bond	7.74	-1.60 bps
Interbank call	6.77	0.16 bps



Domestic News (Cont...)

❖ Auto Ancillaries companies Mahindra CIE / Bharat Forge / Motherson Sumi in focus - French authorities raid Renault offices over alleged emission fraud

❖ Saab has sold its 3.3 per cent stake in Pipavav Defence & Offshore Engineering Co. Ltd. to Reliance Defence Systems, which had made a tender offer for outstanding shares in Pipavav.

❖ Petronet LNG is aiming to add INR 25,000 crore to its topline in the next three years by selling cheaper gas to consumers currently using liquid fuels such as naphtha and fuel oil.

❖ Majesco and Appulate announced a strategic partnership in which Majesco will offer Appulate Uplink as an integrated component of Majesco Policy for P&C and Majesco Distribution solutions.

❖ Federal Bank has sold its loans given to Essar Steel worth INR 70 crore to Edelweiss Asset Reconstruction Company (ARC), according to a financial newspaper

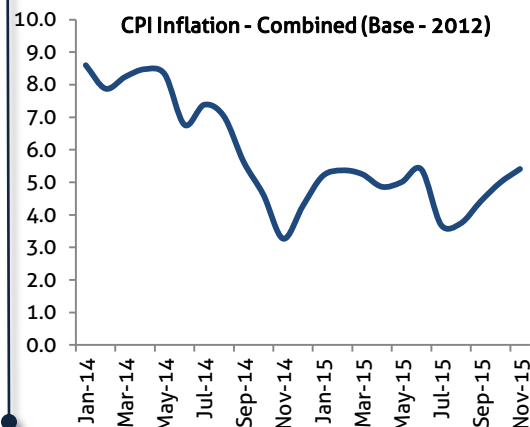
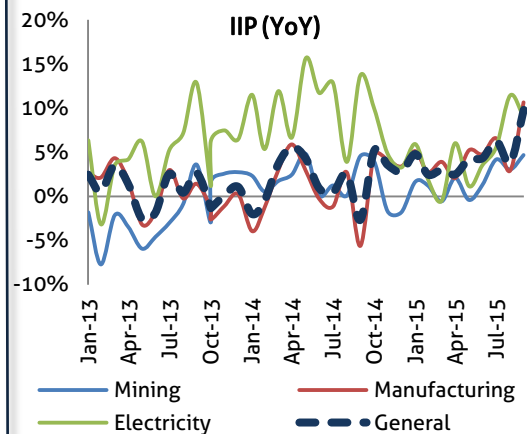
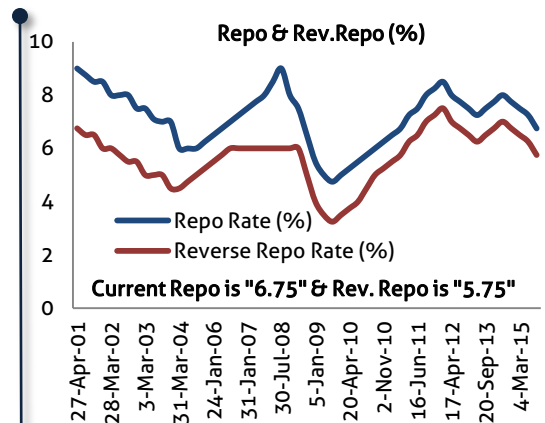
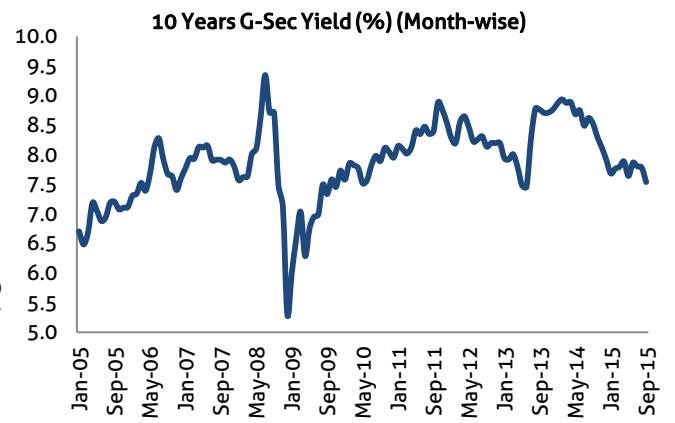
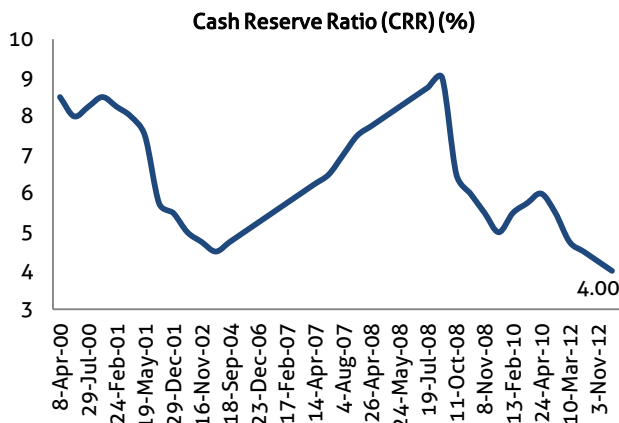
❖ Talwalkars announced that the company has acquired 50 per cent stake in Chennai-based Zorba, a chain of yoga studios for an undisclosed amount.

❖ Jindal Steel & Power Ltd (JSPL) has put on hold its expansion plans and said the company is not in a "tearing hurry" to sell some its non-core assets.

❖ A committee under the Ministry of Environment and Forest (MoEF) has given green signal to the proposed 2 million tonnes per annum (MTPA) pellet plant at the Integrated Steel Plant being set up by NMDC in Chhattisgarh. NMDC is in the process of setting up 3 MTPA steel project and a 2 MTPA pellet plant at Nagarnar in Jagadapur district. The steel plant already obtained the environmental clearance earlier and now seek clearance from the MoEF for the pellet plant also. The management expects commercial production of the 3 MTPA capacity steel plant by the middle of 2017.

❖ Gujarat Gas Ltd is planning to start laying of gas distribution pipeline from tomorrow in the Union territory of Dadra Nagar Haveli.

❖ KKR will exit Dalmia Bharat's unlisted subsidiary in deal worth Rs 1,200 cr and will sell 15% stake to them via cash-cum-equity deal, as per reports.



Bulk Deal - NSE

Date	Security Name	Client Name	Buy/Sell	Traded Qty.	Price
14-Jan-16	Housing Development and I	SHAASTRA SECURITIES TRADING PRIVATE LIMITED	SELL	2524269	77.4
14-Jan-16	Reliance Indl Infra Ltd	SHAASTRA SECURITIES TRADING PRIVATE LIMITED	SELL	77830	434.0
14-Jan-16	RattanIndia Infra Limited	RAJASTHAN GLOBAL SECURITIES PVT LTD	BUY	9690975	3.2
14-Jan-16	Subex Limited	ADROIT FINANCIAL SERVICES PRIVATE LIMITED	BUY	2483610	11.5
14-Jan-16	Rushil Decor Limited	MANOJ CHHAGANLAL RATHOD HUF	SELL	88040	252.7

Bulk Deal - BSE

Date	Security Name	Client Name	Buy/Sell	Traded Qty.	Price
14-Jan-16	WEIZFOREX	HANSNEEL IMPEX PVT LTD	S	194,000	209.3
14-Jan-16	LAMBODHARA	REAL MARKETING PVT LTD	S	44,000	196.0
14-Jan-16	ASHOKALC	KOKAN SHUHABUDDIN SHAHNAZ	B	31,000	224.9
14-Jan-16	LAKHOTIA	SHATRUNJAYA ESTATES PRIVATE LIMITED	B	700,592	8.1
14-Jan-16	KARMAENG	SITEX INDIA PRIVATE LIMITED	S	174,030	24.3

Corporate Actions

Scrip Code	Scrip Name	Ex-Date	Purpose	Record Date
533229	BAJAJCORP	19-Jan-16	Interim Dividend - Rs. - 11.5000	20-Jan-16
533106	OIL	19-Jan-16	Interim Dividend - Rs. - 8.0000	20-Jan-16
500303	ABIRLANUVO	20-Jan-16	Spin Off	21-Jan-16
531082	ALANKIT	20-Jan-16	Interim Dividend - Rs. - 0.2000	21-Jan-16
534862	BSLIAIDNDP	20-Jan-16	Temporary Suspension	21-Jan-16
534863	BSLIAIDQDP	20-Jan-16	Temporary Suspension	21-Jan-16
534865	BSLIAIRNDP	20-Jan-16	Temporary Suspension	21-Jan-16
534866	BSLIAIRQDP	20-Jan-16	Temporary Suspension	21-Jan-16
534861	BSLIAPIDG	20-Jan-16	Temporary Suspension	21-Jan-16
534864	BSLIAPIRG	20-Jan-16	Temporary Suspension	21-Jan-16
500550	SIEMENS	21-Jan-16	Dividend - Rs. - 6.0000	-
500550	SIEMENS	21-Jan-16	Special Dividend - Rs. - 4.0000	-
532540	TCS	21-Jan-16	Interim Dividend - Rs. - 5.5000	22-Jan-16
532819	MINDTREE	25-Jan-16		27-Jan-16
507685	WIPRO	25-Jan-16		27-Jan-16
532281	HCLTECH	27-Jan-16		28-Jan-16
513108	GANDHITUBE	28-Jan-16		29-Jan-16
523704	MASTEK	28-Jan-16	Interim Dividend - Rs. - 1.5000	29-Jan-16
533179	PERSISTENT	02-Feb-16		03-Feb-16
532424	GODREJCP	03-Feb-16		04-Feb-16
500049	BEL	04-Feb-16		05-Feb-16
532343	TVSMOTOR	04-Feb-16		06-Feb-16

Global Economic Calendar

Date	Curr.	Event	Actual	Forecast	Previous
11-Jan-16	USD	CB Employment Trends Index (Dec)			128.7
12-Jan-16	JPY	Current Account n.s.a. (Nov)		0.859T	1.458T
12-Jan-16	GBP	BRC Retail Sales Monitor (YoY) (Dec)			-0.40%
12-Jan-16	GBP	Industrial Production (YoY) (Nov)			1.70%
12-Jan-16	GBP	Manufacturing Production (YoY) (Nov)			-0.10%
12-Jan-16	USD	NFIB Small Business Optimism (Dec)			94.8
13-Jan-16	CNY	Trade Balance (Dec)		53.00B	54.10B
13-Jan-16	EUR	Industrial Production (YoY) (Nov)			1.90%
13-Jan-16	USD	MBA 30-Year Mortgage Rate			4.20%
14-Jan-16	USD	Federal Budget Balance (Dec)			-65.0B
14-Jan-16	JPY	CGPI (YoY) (Dec)		-3.50%	-3.60%
14-Jan-16	JPY	Core Machinery Orders (YoY) (Nov)		6.30%	10.30%
14-Jan-16	GBP	BoE QE Total (Jan)			375B
14-Jan-16	GBP	Interest Rate Decision (Jan)		0.50%	0.50%
14-Jan-16	USD	Export Price Index (MoM) (Dec)			-0.60%
14-Jan-16	USD	Initial Jobless Claims			
15-Jan-16	EUR	Trade Balance (Nov)			24.1B
15-Jan-16	USD	NY Empire State Manufacturing Index (Jan)			-4.59
15-Jan-16	USD	PPI (MoM) (Dec)			0.30%
15-Jan-16	USD	Retail Sales (MoM) (Dec)			0.20%
15-Jan-16	USD	Industrial Production (MoM) (Dec)			-0.60%
15-Jan-16	USD	Michigan Consumer Sentiment (Jan)			92.6
15-Jan-16	USD	Business Inventories (MoM) (Nov)			

Indian Economic Calendar

Date	Curr.	Event	Actual	Forecast	Previous
12-Jan-16	INR	CPI (YoY) (Dec)			5.41%
12-Jan-16	INR	Industrial Production (YoY) (Nov)			9.80%
12-Jan-16	INR	Manufacturing Output (MoM) (Nov)			10.60%
14-Jan-16	INR	WPI Inflation (YoY) (Dec)			-1.99%

Disclosure

- The Research Analysts and /or Ashika Stock Broking Limited do hereby certify that all the views expressed in this research report accurately reflect their views about the subject issuer(s) or securities. Moreover, they also certify the followings:-
- The Research Analyst or Ashika Stock Broking Limited or his/its Associates or his/its relative, has any financial interest in the subject company(ies) covered in this report. **No**
- The Research Analyst or Ashika Stock Broking Limited or his/its Associates or his/its relative, have actual/beneficial ownership of 1% or more in the subject company, at the end of the month immediately preceding the date of the publication of the research report. **No**
- The Research Analyst or Ashika Stock Broking Limited or his/its Associates or his/its relatives has any material conflict of interest at the time of publication of the research report. **No**
- The Research Analyst or Ashika Stock Broking Limited or his/its Associates have received compensation for investment banking or merchant banking or brokerage services or for product other than for investment banking or merchant banking or brokerage services from the companies covered in this report in the past 12 months. **No**
- The Research Analyst or Ashika Stock Broking Limited or his/its Associates have managed or co managed in the previous 12 months any private or public offering of securities for the company(ies) covered in this report. **No**
- The Research Analyst or Ashika Stock Broking Limited or his/its Associates have received any compensation or other benefits from the company(ies) covered in this report or any third party in connection with the Research Report. **No**
- The Research Analyst has served as an officer, director or employee of the company(ies) covered in the research report. **No**
- The Research Analyst or Ashika Stock Broking Limited has been engaged in Market making activity of the company(ies) covered in the research report. **No**

Disclaimer

This report is for the personal information of the authorized recipient and does not construe to be any investment, legal or taxation advice to you. Ashika Stock Broking Ltd. is not soliciting any action based upon it. This report is not for public distribution and has been furnished to you solely for your information and should not be reproduced or redistributed to any other person in any form. The report is based upon information that we consider reliable, but we do not represent that it is accurate or complete, and it should not be relied upon such. Ashika Stock Broking Ltd. or any of its affiliates or employees shall not be in anyway responsible for any loss or damage that may arise to any person from any inadvertent error in the information contained in this report. Ashika Stock Broking Ltd., or any of its affiliates or employees do not provide, at any time, any express or implied warranty of any kind, regarding any matter pertaining to this report, including without limitation the implied warranties of merchantability, fitness for a particular purpose, and non-infringement. The recipients of this report should rely on their own investigations.