

| Equity       | Latest | % Chg  | NSE Sect. Indices          | Latest     | % Chg      |
|--------------|--------|--------|----------------------------|------------|------------|
| Nifty        | 7435   | 1.14   | CNX IT                     | 10963      | (0.19)     |
| Sensex       | 24480  | 1.21   | BANK NIFTY                 | 15270      | 1.66       |
| DowJones     | 16016  | 0.17   | S&P CNX 500                | 6225       | 1.24       |
| Nasdaq       | 4477   | (0.26) | CNX FMCG                   | 19041      | 0.18       |
| Hangseng     | 19017  | (3.15) | CNX REALTY                 | 2893       | 0.24       |
| Shanghai     | 3004   | (0.12) | CNX AUTO                   | 7526       | 1.27       |
| Nikkei       | 16681  | (2.15) | CNX ENERGY                 | 8417       | 1.54       |
| Strait Times | 2586   | (1.99) | CNX PHARMA                 | 3371       | 1.36       |
| Kospi        | 1863   | (1.40) | <b>Advances / Declines</b> | <b>BSE</b> | <b>NSE</b> |
| Taiwan       | 7756   | (1.26) | Advances                   | 1729       | 1141       |
| FTSE         | 5877   | 1.68   | Declines                   | 951        | 418        |
| CAC          | 4272   | 1.97   | Unchanged                  | 146        | 58         |
| DAX          | 9664   | 1.50   | Total                      | 2826       | 1617       |

| Nifty Gainers |           |        |
|---------------|-----------|--------|
| Company       | Price(Rs) | Chg(%) |
| AXISBANK      | 396.00    | 6.11   |
| ADANI PORTS   | 232.60    | 6.06   |
| IDEA          | 116.70    | 4.71   |
| TATAMOTORS    | 354.25    | 4.13   |
| YESBANK       | 682.05    | 3.97   |

| Nifty Losers |           |        |
|--------------|-----------|--------|
| Company      | Price(Rs) | Chg(%) |
| M&M          | 1151.00   | (1.26) |
| POWERGRID    | 136.50    | (1.19) |
| MARUTI       | 4190.00   | (1.09) |
| TECHM        | 513.00    | (0.85) |
| WIPRO        | 542.60    | (0.83) |

| Vol. Shockers | Last Day (Lakh) | 2 Wk Avg. (Lakh) | Vol. Ch. (Times) |
|---------------|-----------------|------------------|------------------|
| DABUR         | 127.62          | 13.2             | 10               |
| ELGIEQUIP     | 5.17            | 0.6              | 9                |
| RADICO        | 28.59           | 4.5              | 6                |
| GRASIM        | 0.23            | 0.1              | 5                |
| EXIDEIND      | 10.81           | 2.5              | 4                |

| Indian Forex | Closing | Chg     | % Chg  |
|--------------|---------|---------|--------|
| USD/INR      | 67.563  | (0.025) | (0.04) |
| GBP/INR      | 96.419  | (0.063) | (0.06) |
| EUR/INR      | 73.502  | (0.108) | (0.15) |
| JPY/INR      | 57.370  | (0.310) | (0.54) |

| Precious Metal  | Closing | Chg (Rs.) |
|-----------------|---------|-----------|
| Gold (Rs/10gm)  | 25953   | (63)      |
| Silver (Rs/1kg) | 34174   | 119       |

| Commodities      | Price  | % Chg. |
|------------------|--------|--------|
| Crude (US\$/BBL) | 28.2   | (3.36) |
| Brent (US\$/BBL) | 28.7   | (0.42) |
| Gold (US/oz)     | 1090.8 | 0.34   |
| Silver (US\$/oz) | 14.0   | 0.86   |
| Copper (US\$/MT) | 4440.5 | 1.85   |
| Alum (US\$/MT)   | 1494.0 | 0.50   |
| Zinc(US\$/MT)    | 1523.0 | 3.43   |

| ADR              | Cl. Values | % Chg. |
|------------------|------------|--------|
| ICICI Bank       | 6.61       | 0.13   |
| HDFC Bank        | 56.60      | 0.36   |
| Infosys          | 17.48      | 0.16   |
| Sterlite Inds.   | 6.22       | 0.00   |
| Dr. Deddy's Labs | 42.64      | (0.22) |
| Wipro            | 11.06      | 0.01   |
| Tata Motors      | 25.61      | 0.77   |

## Market Sensor

US market closed mixed Tuesday, stabilizing after a sharply lower start to the year despite pressure from a fresh decline in oil prices. The S&P 500 held above key technical level, its August low of 1,867. Dow Jones Industrial Average was up 0.17% or 27.94 points at 16016.02. Nasdaq Composite was down 0.26% or 11.47 points at 4476.95 Standard & Poor's 500 was up 0.05% or 1.00 points at 1881.33.

Indian equity market recovered more than 1% on Tuesday after trading with bearish bias in past couple of sessions. Positive global cues, fall in USDINR and 10-year G-Sec Yield boosted the market sentiment. Nifty ended the previous day with a gain of 1.14% or 84.10 points at 7435.10. On Tuesday's trading session, FII sold net Rs.857.7 Cr in cash market and bought Rs.1261.73 in derivative segment. Whereas, DII bought net Rs.1386.83 Cr in cash segment.

## Global News

❖The International Monetary Fund cut its global economic growth forecast for 2016 on Tuesday as it expects a number of factors to weigh on world economies. Global growth for this year is seen at 3.4 percent, up from a 3.1 percent forecast for 2015, but 0.2 percent lower than previously forecast, the IMF's World Economic Outlook report said.(CNBC)

❖The global unemployment rate will inch down to 5.7 percent in 2017 from 5.8 percent in 2014-16, helped by job creation in the U.S. and Europe, although a growing population means the total of number of unemployed people will rise, the International Labor Organization said a report.(Reuters)

❖China's economic growth rate slowed to a 25-year low of 6.9 percent in 2015, as the world's second-largest economy continues to shift away from its manufacturing roots. (CNBC)

❖Japanese manufacturers' morale slipped in January and is expected to stay subdued over the coming three months, a Reuters poll found, in a sign that fears of a deepening China-led global slowdown and market turmoil are taking their toll on exporter confidence. (Reuters)

❖Despite cutting its global growth forecast for the year, the International Monetary Fund doesn't see China's growth slowing in 2016 more than the IMF had predicted, its chief economist said Tuesday. (CNBC)

## Economic News

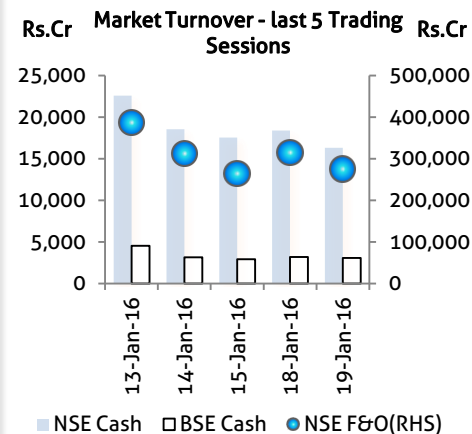
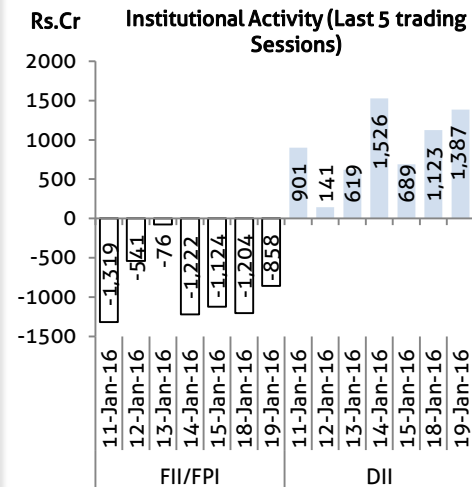
- ❖ The government is lifting a five-decade-old ban on a type of lentil that has been linked to nerve damage and paralysis, in a desperate attempt by Prime Minister Narendra Modi to cut legume imports and make the nation self-sufficient in the edible seeds.
- ❖ The International Monetary Fund (IMF) today kept India's growth projection unchanged at 7.3% in the current fiscal and 7.5% in the next, even as it cut world economic outlook to 3.4% for 2016.
- ❖ Petrol price in Delhi was today hiked by 96 paise per litre and diesel by 53 paise after the state government raised VAT or local sales tax on the two fuels.
- ❖ Semi-high speed train between Delhi and Agra, Gatiman Express, which will run at a maximum speed of 160 kmph and cover a 200-km distance in about 105 minutes, will be operated by Railways for a year on a pilot basis.
- ❖ Mineral bearing states Odisha, Karnataka, Gujarat, Rajasthan and Maharashtra have put 16 iron ore and 23 limestone mines under the hammer for the first phase of auction.
- ❖ India should review its monetary policy framework, Prime Minister Narendra Modi's top economic adviser Arvind Panagariya told Reuters, suggesting that the lower bound of the Reserve Bank of India's (RBI) inflation target range was on the low side.
- ❖ India would be very concerned if China were to allow a major devaluation in the yuan currency, its Group of 20 summit negotiator told Reuters, adding that he doubted Beijing would allow this to happen.
- ❖ The government may bring in private players for outsourcing operations and management (O&M) of its ambitious project BharatNet, which aims to cover the countryside through a broadband network.
- ❖ After four months of safeguard duty, the domestic steel industry is grappling with the same problems and is, in fact, worse off, with prices having tumbled by around Rs 8,000 tonne.
- ❖ The Government of India has launched a scheme for facilitating Start-ups Intellectual Property Protection (SIPP) to promote awareness and encourage IPR protection among startups.

## Domestic News

- ❖ Indian Bank will raise Rs 1,100 crore through Basel-III compliant tier-II bonds. The money will be raised in one or more tranches in the current and following years.
- ❖ Hinduja flagship Ashok Leyland's electric vehicles (EV) arm Optare has taken up a project to increase the range of its MetroCity and Solo buses to 200 miles without intrusion into passenger space.
- ❖ Century Plyboards (India) Ltd acquired 51 per cent stake in a Singapore-registered trading company for Rs 1.07 crore. Century Plyboards in a disclosure to the exchanges said it planned to invest Rs 7 crore more in the company.
- ❖ Opto Circuits, Govt Hikes Basic Customs Duty On Certain Medical Devices To 7.5% From 5%, Withdraws Exemption From Addl Customs Duty On Certain, Specified Medical Devices Certain Medical Devices Will Now Attract 4% Additional Customs Duty

| Global Forex | Closing | Chg      | % Chg  |
|--------------|---------|----------|--------|
| EUR-USD      | 1.0930  | 1.0905   | 0.22   |
| GBP-USD      | 1.4147  | (0.0014) | (0.10) |
| USD-JPY      | 117.22  | (0.4300) | (0.37) |

| Bond Markets   | Closing | Chg       |
|----------------|---------|-----------|
| 10-yr bond     | 7.80    | -1.80 bps |
| Interbank call | 6.91    | 4.52 bps  |



## Domestic News (Cont...)

❖ IDFC Bank is in advanced negotiations to purchase Royal Bank of Scotland's corporate banking portfolio in a deal pegged at up to Rs 3,000 crore.

❖ Neyveli Lignite Corporation (NLC), that functions under Ministry of Coal, is set to foray into steel industry. The company is planning to set up an R&D integrated plant for Coldry-Matmor processing on pilot basis. NLC, NMDC and Environmental Clean Technology Ltd Australia are jointly conducting feasibility study.

❖ Godrej today said it has acquired 51% stake in home decor and personal accessories brand India Circus, which will increase its footprint in the lifestyle space.

❖ Indian Oil Corporation Ltd (IOCL) aims to operate its largest grassroot refinery at Paradip at the full 15-million-tonnes-per-annum capacity from next fiscal. The Paradip refinery would commence continuous operations in one to two months. Most of the units of the refinery have been commissioned. Company has invested around Rs 35,000 crore on the refinery and aim to run it at full capacity from the next fiscal.

❖ Lupin is looking to add \$1 billion in revenues from inorganic growth to reach its target turnover of \$5 billion by 2018, which is currently worth \$2 billion. Acquisitions will help it bolster their existing global brands business specifically in the US, acquiring technological capabilities, entering new markets where it has no presence.

❖ ITC's instant noodles brand Yippee is inching closer to become a Rs 1,000-crore brand, making the most out of the controversy that hit rival Nestle's Maggi.

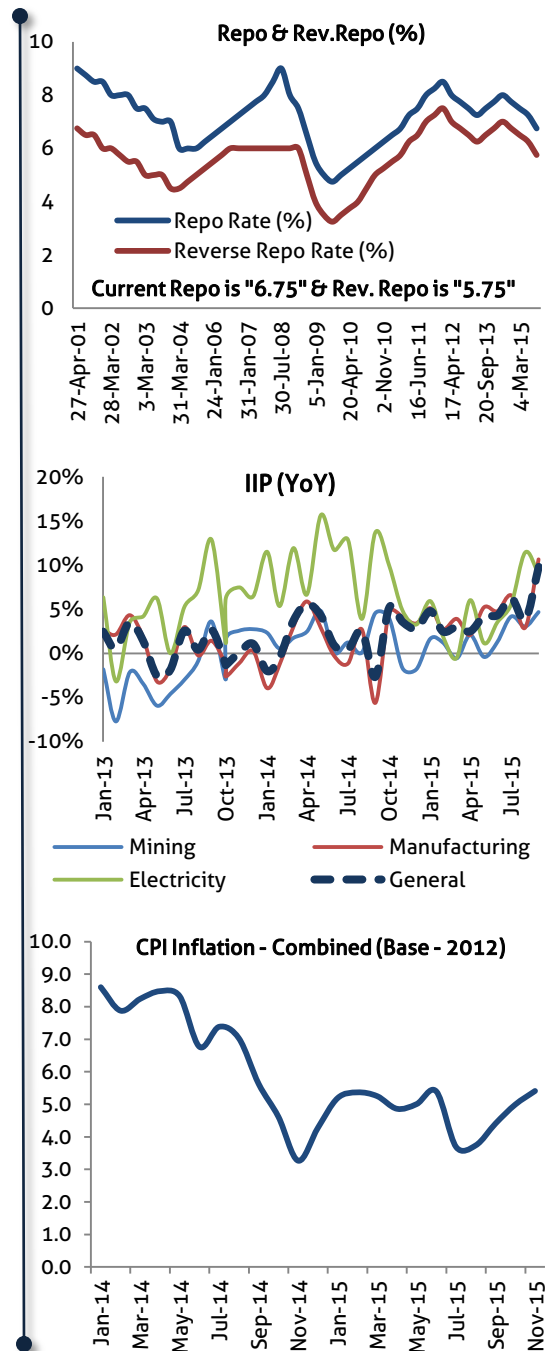
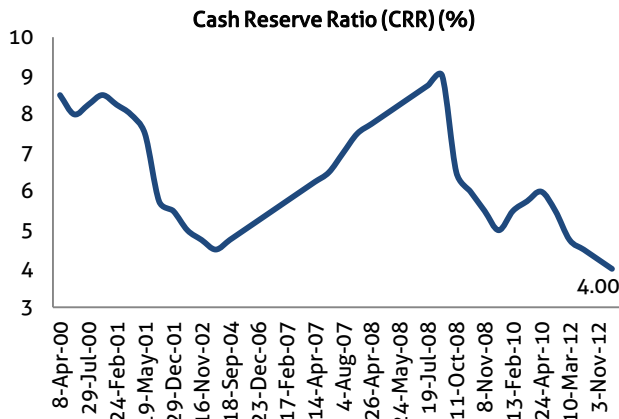
❖ Power companies - Govt to consider new power tariff policy today

❖ Aditya Birla Nuvo – Pantaloon's Fashion Scheme of Arrangement: Goes ex today

❖ Petrol price in Delhi was increased by 96 paise per litre and diesel by 53 paise.

❖ Aegis Logistics will expand gas supply operations in South India

❖ Assam Company to sell property in Delhi; expecting `1100 cr from sale, Co's debt as of 31st Dec was `430 cr



## Bulk Deal - NSE

| Date      | Security Name             | Client Name                                 | Buy/Sell | Traded Qty. | Price |
|-----------|---------------------------|---|----------|-------------|-------|
| 19-Jan-16 | Housing Development and I | SHAASTRA SECURITIES TRADING PRIVATE LIMITED | SELL     | 2131842     | 67.5  |
| 19-Jan-16 | International Paper APPM  | DILIPKUMAR VISHINDAS LAKHI                  | BUY      | 200000      | 230.0 |
| 19-Jan-16 | Castex Technologies Ltd   | SHREE BHUVANAKARAM TRADINVEST PVT LTD       | BUY      | 2799628     | 12.7  |
| 19-Jan-16 | Lincoln Pharma Ltd        | ALFA FISCAL SERVICES PVT LTD                | BUY      | 100000      | 161.4 |
| 19-Jan-16 | Sanco Industries Ltd.     | CHP FINANCE PVT LTD                         | SELL     | 248000      | 36.4  |

## Bulk Deal - BSE

| Date      | Security Name | Client Name  | Buy/Sell | Traded Qty. | Price |
|-----------|---------------|--|----------|-------------|-------|
| 19-Jan-16 | DABUR         | CENTRAL STATE SOUTH EAST and SOUTH WEST AREAS PENSION FUND | S        | 12,683,010  | 250.6 |
| 19-Jan-16 | RADICO        | ASHISH DHAWAN  | S        | 2,000,000   | 108.0 |
| 19-Jan-16 | NIITLTD       | NIRANKAR ADVISOR LLP                                       | S        | 893,398     | 78.0  |
| 19-Jan-16 | GRANDMA       | SUNDERJI M SHAH  | S        | 935,558     | 24.2  |
| 19-Jan-16 | INTELLCAP     | SUNIL OPTICS PRIVATE LIMITED                               | S        | 150,250     | 57.7  |

## Corporate Actions

| Scrip Code | Scrip Name | Ex-Date   | Purpose                         | Record Date |
|------------|------------|-----------|---------------------------------|-------------|
| 500303     | ABIRLANUVO | 20-Jan-16 | Spin Off                        | 21-Jan-16   |
| 531082     | ALANKIT    | 20-Jan-16 | Interim Dividend - Rs. - 0.2000 | 21-Jan-16   |
| 534862     | BSLIAIDNDP | 20-Jan-16 | Temporary Suspension            | 21-Jan-16   |
| 534863     | BSLIAIDQDP | 20-Jan-16 | Temporary Suspension            | 21-Jan-16   |
| 534865     | BSLIAIRNDP | 20-Jan-16 | Temporary Suspension            | 21-Jan-16   |
| 534866     | BSLIAIRQDP | 20-Jan-16 | Temporary Suspension            | 21-Jan-16   |
| 534861     | BSLIAPIDG  | 20-Jan-16 | Temporary Suspension            | 21-Jan-16   |
| 534864     | BSLIAPIRG  | 20-Jan-16 | Temporary Suspension            | 21-Jan-16   |
| 500550     | SIEMENS    | 21-Jan-16 | Dividend - Rs. - 6.0000         | -           |
| 500550     | SIEMENS    | 21-Jan-16 | Special Dividend - Rs. - 4.0000 | -           |
| 532540     | TCS        | 21-Jan-16 | Interim Dividend - Rs. - 5.5000 | 22-Jan-16   |
| 534885     | IDFCYIDS1D | 25-Jan-16 | Temporary Suspension            | 27-Jan-16   |
| 534884     | IDFCYIDS1G | 25-Jan-16 | Temporary Suspension            | 27-Jan-16   |
| 534883     | IDFCYIRS1D | 25-Jan-16 | Temporary Suspension            | 27-Jan-16   |
| 534882     | IDFCYIRS1G | 25-Jan-16 | Temporary Suspension            | 27-Jan-16   |
| 532819     | MINDTREE   | 25-Jan-16 | Interim Dividend - Rs. - 4.0000 | 27-Jan-16   |
| 507685     | WIPRO      | 25-Jan-16 | Interim Dividend - Rs. - 5.0000 | 27-Jan-16   |
| 532281     | HCLTECH    | 27-Jan-16 | Interim Dividend - Rs. - 6.0000 | 28-Jan-16   |
| 500271     | MAX        | 27-Jan-16 | Spin Off                        | 28-Jan-16   |
| 513108     | GANDHITUBE | 28-Jan-16 |                                 | 29-Jan-16   |
| 534918     | IPRU1990   | 28-Jan-16 | Redemption of Mutual Fund       | -           |
| 534919     | IPRU1991   | 28-Jan-16 | Redemption of Mutual Fund       | -           |

## Global Economic Calendar

| Date      | Curr. | Event                          | Actual | Forecast | Previous |
|-----------|-------|--------------------------------|--------|----------|----------|
| 18-Jan-16 | JPY   | Industrial Prod. (MoM) (Nov)   |        |          | -1.00%   |
| 19-Jan-16 | CNY   | GDP (YoY) (Q4)                 |        | 6.80%    | 6.90%    |
| 19-Jan-16 | CNY   | Industrial Prod. (YoY) (Dec)   |        | 6.00%    | 6.20%    |
| 19-Jan-16 | EUR   | Current Account n.s.a. (Nov)   |        |          | 25.9B    |
| 19-Jan-16 | GBP   | CPI (YoY) (Dec)                |        | 0.20%    | 0.10%    |
| 19-Jan-16 | EUR   | CPI (YoY) (Dec)                |        | 0.20%    | 0.20%    |
| 20-Jan-16 | USD   | TIC Net Long-Term Trans (Nov)  |        |          | -16.6B   |
| 20-Jan-16 | GBP   | Unemployment Rate (Nov)        |        | 5.20%    | 5.20%    |
| 20-Jan-16 | USD   | MBA 30-Year Mortgage Rate      |        |          | 4.12%    |
| 20-Jan-16 | USD   | CPI (YoY) (Dec)                |        | 0.80%    | 0.50%    |
| 20-Jan-16 | USD   | Housing Starts (Dec)           |        | 1.200M   | 1.173M   |
| 21-Jan-16 | GBP   | RICS House Price Balance (Dec) |        | 51%      | 49%      |
| 21-Jan-16 | EUR   | Interest Rate Decision (Jan)   |        |          | 0.05%    |
| 21-Jan-16 | USD   | Initial Jobless Claims         |        |          | 284K     |
| 21-Jan-16 | USD   | Phillip Fed Manuf Index (Jan)  |        | -5       | -10.2    |
| 22-Jan-16 | JPY   | Manufacturing PMI (Jan)        |        |          | 52.6     |
| 22-Jan-16 | EUR   | Manufacturing PMI (Jan)        |        | 53       | 53.2     |
| 22-Jan-16 | USD   | Existing Home Sales (Dec)      |        | 5.20M    | 4.76M    |
|           |       |                                |        |          |          |
|           |       |                                |        |          |          |
|           |       |                                |        |          |          |
|           |       |                                |        |          |          |
|           |       |                                |        |          |          |

## Indian Economic Calendar

| Date | Curr. | Event | Actual | Forecast | Previous |
|------|-------|-------|--------|----------|----------|
|      |       |       |        |          |          |
|      |       |       |        |          |          |
|      |       |       |        |          |          |

**Disclosure**

- The Research Analysts and /or Ashika Stock Broking Limited do hereby certify that all the views expressed in this research report accurately reflect their views about the subject issuer(s) or securities. Moreover, they also certify the followings:-
- The Research Analyst or Ashika Stock Broking Limited or his/its Associates or his/its relative, has any financial interest in the subject company(ies) covered in this report. **No**
- The Research Analyst or Ashika Stock Broking Limited or his/its Associates or his/its relative, have actual/beneficial ownership of 1% or more in the subject company, at the end of the month immediately preceding the date of the publication of the research report. **No**
- The Research Analyst or Ashika Stock Broking Limited or his/its Associates or his/its relatives has any material conflict of interest at the time of publication of the research report. **No**
- The Research Analyst or Ashika Stock Broking Limited or his/its Associates have received compensation for investment banking or merchant banking or brokerage services or for product other than for investment banking or merchant banking or brokerage services from the companies covered in this report in the past 12 months. **No**
- The Research Analyst or Ashika Stock Broking Limited or his/its Associates have managed or co managed in the previous 12 months any private or public offering of securities for the company(ies) covered in this report. **No**
- The Research Analyst or Ashika Stock Broking Limited or his/its Associates have received any compensation or other benefits from the company(ies) covered in this report or any third party in connection with the Research Report. **No**
- The Research Analyst has served as an officer, director or employee of the company(ies) covered in the research report. **No**
- The Research Analyst or Ashika Stock Broking Limited has been engaged in Market making activity of the company(ies) covered in the research report. **No**

**Disclaimer**

This report is for the personal information of the authorized recipient and does not construe to be any investment, legal or taxation advice to you. Ashika Stock Broking Ltd. is not soliciting any action based upon it. This report is not for public distribution and has been furnished to you solely for your information and should not be reproduced or redistributed to any other person in any form. The report is based upon information that we consider reliable, but we do not represent that it is accurate or complete, and it should not be relied upon such. Ashika Stock Broking Ltd. or any of its affiliates or employees shall not be in anyway responsible for any loss or damage that may arise to any person from any inadvertent error in the information contained in this report. Ashika Stock Broking Ltd., or any of its affiliates or employees do not provide, at any time, any express or implied warranty of any kind, regarding any matter pertaining to this report, including without limitation the implied warranties of merchantability, fitness for a particular purpose, and non-infringement. The recipients of this report should rely on their own investigations.