

Equity	Latest	% Chg	NSE Sect. Indices	Latest	% Chg
Nifty	7438	0.02	CNX IT	11029	0.03
Sensex	24492	0.03	BANK NIFTY	15535	(0.17)
DowJones	15944	(1.38)	S&P CNX 500	6242	0.13
Nasdaq	4468	(2.18)	CNX FMCG	18585	0.09
Hangseng	19198	0.76	CNX REALTY	2896	0.66
Shanghai	2721	(0.53)	CNX AUTO	7491	0.05
Nikkei	17196	0.19	CNX ENERGY	8264	0.41
Strait Times	2561	0.60	CNX PHARMA	3381	(0.01)
Kospi	1899	0.05	<b>Advances / Declines</b>	<b>BSE</b>	<b>NSE</b>
Taiwan	7895	0.57	Advances	1349	838
FTSE	5990	1.33	Declines	1213	687
CAC	4380	0.54	Unchanged	186	86
DAX	9881	0.59	Total	2748	1611

Nifty Gainers		
Company	Price(Rs)	Chg(%)
NTPC	144.00	4.39
POWERGRID	138.50	4.14
DRREDDY	2966.35	2.17
IDEA	109.15	2.06
PNB	93.65	1.96

Nifty Losers		
Company	Price(Rs)	Chg(%)
BHEL	139.35	(4.06)
AMBUJACEM	191.60	(2.72)
ASIANPAINT	859.00	(2.23)
HINDUNILVR	768.00	(1.95)
HEROMOTOCO	2477.00	(1.91)

Vol. Shockers	Last Day (Lakh)	2 Wk Avg. (Lakh)	Vol. Ch. (Times)
SANGAMIND	2.20	0.4	6
HIGHGROUND	8.32	2.0	4
KITEX	2.01	0.5	4
VTL	0.99	0.3	4
GODREJCP	0.45	0.1	4

Indian Forex	Closing	Chg	% Chg
USD/INR	67.980	0.338	0.50
GBP/INR	97.511	0.775	0.80
EUR/INR	73.813	0.691	0.95
JPY/INR	57.450	0.520	0.91

Precious Metal	Closing	Chg (Rs.)
Gold (Rs/10gm)	26666	326
Silver (Rs/1kg)	35124	697

Commodities	Price	% Chg.
Crude (US\$/BBL)	32.1	3.95
Brent (US\$/BBL)	32.9	4.62
Gold (US/oz)	1120.2	(0.12)
Silver (US\$/oz)	14.5	(0.34)
Copper (US\$/MT)	4507.5	0.14
Alum (US\$/MT)	1508.0	1.86
Zinc(US\$/MT)	1597.5	2.93

ADR	Cl. Values	% Chg.
ICICI Bank	7.02	(0.04)
HDFC Bank	57.59	1.14
Infosys	17.42	(0.10)
Sterlite Inds.	6.22	0.00
Dr. Deddy's Labs	43.52	0.53
Wipro	11.44	0.02
Tata Motors	24.73	(0.49)

## Market Sensor

US market closed more than 1 percent lower Wednesday, despite higher oil prices, as disappointing quarterly reports weighed and the Fed statement renewed concerns about global economic growth. Dow Jones Industrial Average was down 1.38% or 222.77 points at 15944.46. Nasdaq Composite was down 2.18% or 99.50 points at 4468.17 Standard & Poor's 500 was down 1.09% or 20.68 points at 1882.95.

Indian equity market upheld its sideways bias for second day in a row and closed almost unchanged, it reflected investors' cautious stance ahead of outcome of the US Fed and also due to the upcoming F&O expiry of January month derivative Contracts. Nifty ended the previous day with a gain of 0.02% or 1.60 points at 7437.75. On Wednesday's trading session, FIIs sold net Rs.366.93 Cr in cash market and bought Rs.1247.79 in derivative segment. Whereas, DII bought net Rs.499.99 Cr in cash segment.

## Global News

❖The Federal Reserve said it was "closely monitoring" global economic conditions, but would not raise interest rates in a decision widely expected by most analysts. The central bank said US economic growth had slowed as exports fell because of the strengthening dollar. Interest rates remain between 0.25% and 0.5% after being raised for the first time in nearly a decade in December. (BBC)

❖Gold edged down from 12-week highs on Thursday, after the U.S. Federal Reserve acknowledged a challenging global economy but signalled it was unlikely to be deterred from raising interest rates this year. (Reuters)

❖South Korea's exports are expected to extend their slump in January as the global economy shows little sign of improving sharply, while inflation is seen likely to have cooled this month as global oil prices fall further. (Reuters)

❖U.S. crude futures dropped more than 1 percent in Asian trading on Thursday, paring gains of nearly 3 percent made in the previous session after Russia held out the possibility of cooperating with OPEC to control global oversupply. (Reuters)

❖Japanese Economy Minister Akira Amari said on Tuesday that the Bank of Japan does not signal in advance whether it will ease monetary policy, when asked about the chance of additional easing this week. (Reuters)

## Economic News

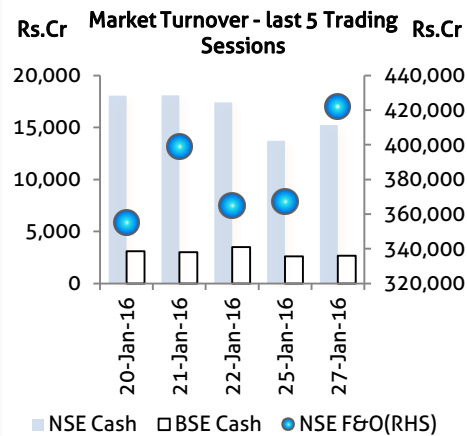
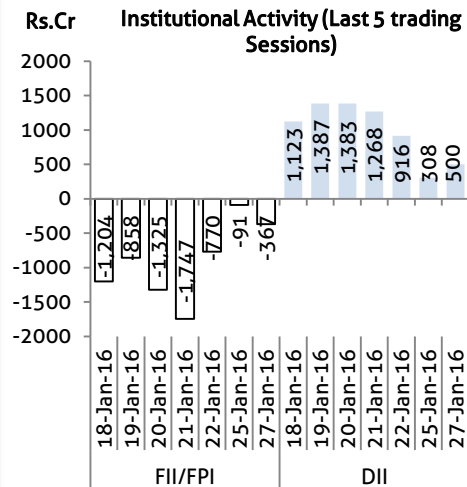
- ❖ In order to attract investments in infrastructure sector, the Finance Ministry will organise a two-day India Investment Summit from February 4, which would see the participation of various global investors. (BS)
- ❖ The country's overall exports of textiles and clothing may stand at \$40 billion in 2015-16, similar to last year's level, a senior official said here. (BS)
- ❖ Terming China's GDP growth rate at 6.9% in 2015 as 'relatively robust', Moody's said continued policy support and fiscal stimulus to keep the growth rate high will be 'credit negative' for the country. (BS)
- ❖ India's energy demand is likely to almost double in next 25 years as the economy is estimated to expand to \$9 trillion by 2040, US oil major ExxonMobil said in its Energy Outlook 2040. (BS)
- ❖ In a bid to boost private investment in rail sector, Indian Railways is aiming to build 500 private freight terminals (PFT) in next three years under public private partnership (PPP) model, Union Minister of State for Railways Manoj Sinha said here on Wednesday. (BS)
- ❖ Chhattisgarh government would invest Rs 60,000 on developing infrastructure projects in the state in next three years under the 'Sampark Kranti' programme. (BS)
- ❖ Sugar prices dropped by Rs 30 per quintal at the wholesale market in the national capital following ample supplies from mills, amid slowdown in buying by bulk consumers. (BS)
- ❖ Inflation based on wholesale and retail price indices will rise on an average by 2.7% and 4.9% during the next fiscal, India Ratings and Research projected. (BS)
- ❖ The Ministry of Shipping will invest Rs 14,225 crore on various port projects including enhancement of capacity to bring the major ports in India at a par with its contemporaries across the world. (BS)
- ❖ Jawaharlal Nehru Port Trust (JNPT) as a whole handled 4.48 million twenty-foot equivalent units (TEUs) of container traffic during the calendar year 2015 as compared to 4.47 million TEUs handled during the previous year, registering a growth of 0.10%. (BS)

## Domestic News

- ❖ Axis Bank, India's third largest private sector bank announced its partnership with Apollo Munich Health Insurance Company to offer its customers bespoke health insurance products and services.
- ❖ SPARC received Sebi nod for rights issue of Rs. 250 crore.
- ❖ Lakshmi Precision Screws board approved sale of its entire 49% stake in LPS Bossard Pvt Ltd. The 49% stake is valued at Rs.40.18 crore.
- ❖ SKF India announced its solar mission with the inauguration of one of the largest rooftop solar installations among manufacturing companies in Pune, with 1MW capacity.
- ❖ Aurobindo Pharma has received final approval from the US Food & Drug Administration (USFDA) to manufacture and market Voriconazole Tablets.
- ❖ Ramco Systems said that AAI Worldwide Logistics Inc., and its new express courier business unit: Black Arrow Express will deploy its Logistics Software to streamline domestic and international freight forwarding operations.
- ❖ Reliance Capital, In talks to sell stake in Big FM stake, Valuation of Big FM a-2500 cr

Global Forex	Closing	Chg	% Chg
EUR-USD	1.0890	1.0790	(0.02)
GBP-USD	1.4258	0.0022	0.16
USD-JPY	118.83	0.1500	0.13

Bond Markets	Closing	Chg
10-yr bond	7.79	1.60 bps
Interbank call	6.86	-18.37 bps



## Domestic News (Cont...)

❖ National Buildings Construction Corporation Ltd has bagged a Rs21.5bn order from the Indian Trade Promotion Organisation for redevelopment of exhibition venue PragatiMaidan in New Delhi.

❖ Bharti Airtel is close to buying 4G airwaves from Aircel for about Rs 3,800 crore as India's No. 1 phone company looks to strengthen its high-speed broadband spectrum holdings ahead of an expected battle over data services with Reliance Jio Infocomm.

❖ The government will sell 10 per cent (3.37 Cr Shares) of its stake in Engineers India Ltd (EIL) Via OFS on Friday, which is likely to fetch over Rs 690 crore to the exchequer. Govt To Announce Floor Price For Stake Sale Tomorrow

❖ Top stock exchange NSE has decided to suspend trading in securities of Essar Oil from February 10 on account of the company delisting from the bourses.

❖ Crompton Greaves and CEA (LITEN), A European Research Institute, have agreed to cooperate for a period of 12 months to investigate market potential and opportunities for Solar Photo Voltaic (PV) System with storage function for Indian Airports, said a media report.

❖ HT Media to Dispose Off Entire Shareholding In Ivy Talent India

❖ Pricol has sold its entire stake in wholly-owned subsidiary Coimbatore Metal Works Ltd (CMWL) for Rs 13 crore.

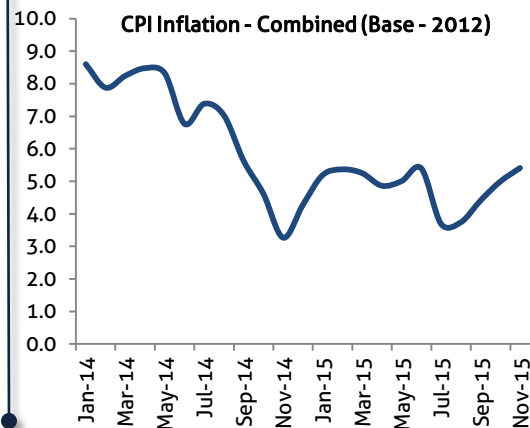
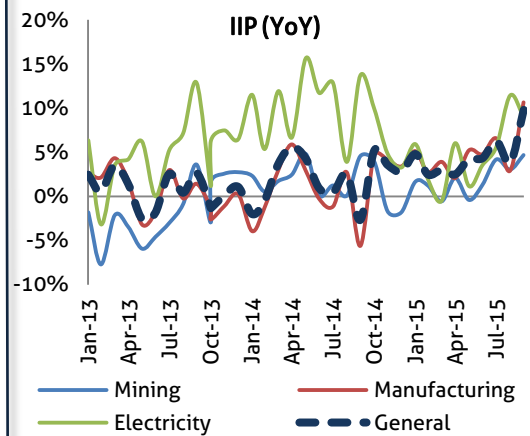
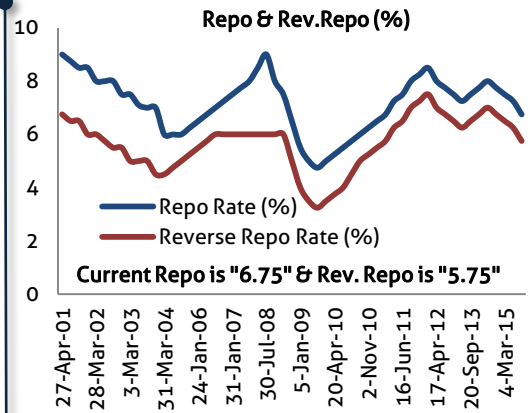
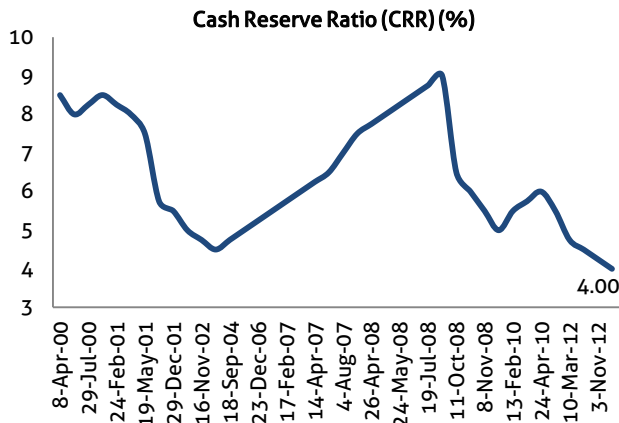
❖ After completing construction of its 15-million tonne crude oil refinery at Paradeep, Indian Oil Corporation Ltd (IOCL) is now eyeing to fast track its petrochemical complex coming up at the same location.

❖ Biocon Ltd will conduct on its own the next phase of clinical trials of its oral insulin Tregopil with a larger patient pool including in India.

❖ RCOM is likely to seal mobile tower deal with Tillman Global Holdings and TPG Capital in two weeks.

❖ Renewable energy major Gamesa, has won an order for 30 Mw turnkey wind power project with power trading company PTC Energy Limited, which is a 100 per cent subsidiary of PTC India Ltd, at Jaora in Madhya Pradesh.

❖ Upbeat about a rise in aluminium consumption in India, Navaratna PSU Nalco is all set to invest Rs 30,000 crore in various projects in the next five years.



## Bulk Deal - NSE

Date	Security Name	Client Name	Buy/Sell	Traded Qty.	Price
27-Jan-16	Sangam (India) Ltd.	M/S MENTOR CAPITAL LIMITED	SELL	3085873	275.3
27-Jan-16	Sangam (India) Ltd.	GMO EMERGING DOM OPPORTUNITIES FD	BUY	1607271	275.0
27-Jan-16	Sanco Industries Ltd.	CHP FINANCE PVT LTD	SELL	248000	36.4
27-Jan-16	Burnpur Cement Limited	IMTIHAN DISTRIBUTORS PRIVATE LIMITED	SELL	600000	10.0
27-Jan-16	Syncom Healthcare Ltd	SHAH ASHITKUMAR NALINKUMA R	SELL	222505	10.1

## Bulk Deal - BSE

Date	Security Name	Client Name	Buy/Sell	Traded Qty.	Price
27-Jan-16	SPICEJET	THE ROYAL BANK OF SCOTLAND PLC AS TRUSTEE OF JUPITER INDIA FUND	B	3,202,386	86.4
27-Jan-16	CHLOGIST	RUCHITA AMIT SHAH	S	884,000	20.2
27-Jan-16	POTENTIAL	SONIA JYOTI	B	1,000,000	13.2
27-Jan-16	MATHEWE	INDIA CAPITAL MARKETS PVT LTD	B	50,017	188.0
27-Jan-16	INTELLCAP	SUNIL OPTICS PRIVATE LIMITED	S	146,450	51.9

## Corporate Actions

Scrip Code	Scrip Name	Ex-Date	Purpose	Record Date
513108	GANDHITUBE	28-Jan-16	Interim Dividend - Rs. - 7.5000	29-Jan-16
534918	IPRU1990	28-Jan-16	Redemption of Mutual Fund	-
534919	IPRU1991	28-Jan-16	Redemption of Mutual Fund	-
534916	IPRU1992	28-Jan-16	Redemption of Mutual Fund	-
534917	IPRU1993	28-Jan-16	Redemption of Mutual Fund	-
523704	MASTEK	28-Jan-16	Interim Dividend - Rs. - 1.5000	29-Jan-16
509040	NETLINK	28-Jan-16	Consolidation of Shares	29-Jan-16
539331	VETO	28-Jan-16	Interim Dividend - Rs. - 0.5000	29-Jan-16
504067	ZENSARTECH	29-Jan-16	Interim Dividend - Rs. - 5.0000	01-Feb-16
531346	EASTRED	01-Feb-16	Interim Dividend - Rs. - 0.5000	02-Feb-16
535789	IBULHSGFIN	01-Feb-16	Interim Dividend - Rs. - 9.0000	02-Feb-16
532960	IBVENTURES	01-Feb-16	Interim Dividend - Rs. - 0.5000	02-Feb-16
500547	BPCL	02-Feb-16	Interim Dividend - Rs. - 12.5000	03-Feb-16
532922	EDELWEISS	02-Feb-16	Interim Dividend - Rs. - 1.0000	03-Feb-16
533179	PERSISTENT	02-Feb-16	Interim Dividend - Rs. - 5.0000	03-Feb-16
509930	SUPREMEIND	02-Feb-16	Interim Dividend - Rs. - 2.5000	03-Feb-16
533271	ASHOKA	03-Feb-16	Interim Dividend - Rs. - 0.7000	04-Feb-16
533151	DBCORP	03-Feb-16	Interim Dividend - Rs. - 3.5000	04-Feb-16
532424	GODREJCP	03-Feb-16	Interim Dividend - Rs. - 1.0000	04-Feb-16
532898	POWERGRID	03-Feb-16	Interim Dividend - Rs. - 0.8000	04-Feb-16
500003	AEGISLOG	04-Feb-16		05-Feb-16
533029	ALKALI	04-Feb-16	Interim Dividend - Rs. - 0.8000	05-Feb-16

## Global Economic Calendar

Date	Curr.	Event	Actual	Forecast	Previous
25-Jan-16	EUR	German Business Expectations (Jan)		104.1	104.70
25-Jan-16	GBP	CBI Industrial Trends Orders (Jan)			-7.00
25-Jan-16	USD	Dallas Fed Mfg Business Index (Jan)			-20.10
26-Jan-16	USD	Services PMI (Jan)			54.30
26-Jan-16	USD	Richmond Manufacturing Index (Jan)			6.00
27-Jan-16	EUR	French Consumer Confidence (Jan)		9700.00%	96.00
27-Jan-16	USD	New Home Sales (MoM) (Dec)			4.3%
27-Jan-16	JPY	Foreign Bonds Buying			-375.2B
27-Jan-16	JPY	Retail Sales (YoY) (Dec)		-0.10%	-1.00%
28-Jan-16	GBP	GDP (YoY) (Q4)		1.90%	2.1%
28-Jan-16	EUR	Consumer Inflation Expectation (Jan)			3.60
28-Jan-16	JPY	Unemployment Rate (Dec)		3%	3%
29-Jan-16	EUR	French GDP (QoQ) (Q4)		0.2%	0.3%
29-Jan-16	USD	Employment Benefits (QoQ) (Q4)			0.5%
29-Jan-16	USD	GDP (QoQ) (Q4)		1.3%	2.0%
29-Jan-16	USD	Michigan Inflation Expectations (Jan)			2.4%

## Indian Economic Calendar

Date	Curr.	Event	Actual	Forecast	Previous
29-Jan-16	INR	Federal Fiscal Deficit (Dec)			4,835.23B
29-Jan-16	INR	Infrastructure Output (YoY) (Dec)			-1.3%

#### Disclosure

- The Research Analysts and /or Ashika Stock Broking Limited do hereby certify that all the views expressed in this research report accurately reflect their views about the subject issuer(s) or securities. Moreover, they also certify the followings:-
- The Research Analyst or Ashika Stock Broking Limited or his/its Associates or his/its relative, has any financial interest in the subject company(ies) covered in this report. **No**
- The Research Analyst or Ashika Stock Broking Limited or his/its Associates or his/its relative, have actual/beneficial ownership of 1% or more in the subject company, at the end of the month immediately preceding the date of the publication of the research report. **No**
- The Research Analyst or Ashika Stock Broking Limited or his/its Associates or his/its relatives has any material conflict of interest at the time of publication of the research report. **No**
- The Research Analyst or Ashika Stock Broking Limited or his/its Associates have received compensation for investment banking or merchant banking or brokerage services or for product other than for investment banking or merchant banking or brokerage services from the companies covered in this report in the past 12 months. **No**
- The Research Analyst or Ashika Stock Broking Limited or his/its Associates have managed or co managed in the previous 12 months any private or public offering of securities for the company(ies) covered in this report. **No**
- The Research Analyst or Ashika Stock Broking Limited or his/its Associates have received any compensation or other benefits from the company(ies) covered in this report or any third party in connection with the Research Report. **No**
- The Research Analyst has served as an officer, director or employee of the company(ies) covered in the research report. **No**
- The Research Analyst or Ashika Stock Broking Limited has been engaged in Market making activity of the company(ies) covered in the research report. **No**

#### Disclaimer

This report is for the personal information of the authorized recipient and does not construe to be any investment, legal or taxation advice to you. Ashika Stock Broking Ltd. is not soliciting any action based upon it. This report is not for public distribution and has been furnished to you solely for your information and should not be reproduced or redistributed to any other person in any form. The report is based upon information that we consider reliable, but we do not represent that it is accurate or complete, and it should not be relied upon such. Ashika Stock Broking Ltd. or any of its affiliates or employees shall not be in anyway responsible for any loss or damage that may arise to any person from any inadvertent error in the information contained in this report. Ashika Stock Broking Ltd., or any of its affiliates or employees do not provide, at any time, any express or implied warranty of any kind, regarding any matter pertaining to this report, including without limitation the implied warranties of merchantability, fitness for a particular purpose, and non-infringement. The recipients of this report should rely on their own investigations.