

Equity	Latest	% Chg	NSE Sect. Indices	Latest	% Chg
Nifty	7489	1.15	CNX IT	11228	0.12
Sensex	24617	1.14	BANK NIFTY	15162	1.97
DowJones	16205	(1.29)	S&P CNX 500	6271	1.36
Nasdaq	4363	(3.25)	CNX FMCG	19465	0.99
Hangseng	19288	0.55	CNX REALTY	2873	0.73
Shanghai	2763	(0.63)	CNX AUTO	7496	1.60
Nikkei	16820	(1.32)	CNX ENERGY	8058	(0.07)
Strait Times	2623	2.53	CNX PHARMA	3351	0.91
Kospi	1918	0.08	Advances / Declines	BSE	NSE
Taiwan	8063	(0.84)	Advances	1609	1054
FTSE	5848	(0.86)	Declines	1029	483
CAC	4201	(0.66)	Unchanged	133	72
DAX	9286	(1.14)	Total	2771	1609

Nifty Gainers		
Company	Price(Rs)	Chg(%)
LUPIN	1815.15	9.82
VEDL	73.90	9.08
AXISBANK	402.85	5.25
PNB	95.40	4.95
TATASTEEL	235.75	4.34

Nifty Losers		
Company	Price(Rs)	Chg(%)
BOSCHLTD	16109.00	(5.12)
GAIL	342.00	(3.66)
ADANI PORTS	211.80	(1.81)
MARUTI	3731.40	(1.67)
POWERGRID	145.15	(1.12)

Vol. Shockers	Last Day (Lakh)	2 Wk Avg. (Lakh)	Vol. Ch. (Times)
PURVA	12.50	0.2	56
RAJPALAYAM	2.69	0.1	46
ULTRACEMCO	5.42	0.1	45
RTNINFRA	234.47	10.2	23
MARKSANS	40.07	5.3	8

Indian Forex	Closing	Chg	% Chg
USD/INR	67.637	(0.173)	(0.25)
GBP/INR	98.472	(0.319)	(0.32)
EUR/INR	75.733	0.600	0.80
JPY/INR	57.910	0.490	0.85

Precious Metal	Closing	Chg (Rs.)
Gold (Rs/10gm)	27500	264
Silver (Rs/1kg)	35935	215

Commodities	Price	% Chg.
Crude (US\$/BBL)	30.9	(2.83)
Brent (US\$/BBL)	34.1	(1.33)
Gold (US/oz)	1157.7	0.23
Silver (US\$/oz)	15.0	1.08
Copper (US\$/MT)	4669.0	(0.34)
Alum (US\$/MT)	1531.0	(0.07)
Zinc(US\$/MT)	1715.5	0.41

ADR	Cl. Values	% Chg.
ICICI Bank	6.10	(0.01)
HDFC Bank	58.18	(0.71)
Infosys	17.35	(0.49)
Sterlite Inds.	6.22	0.00
Dr. Deddy's Labs	44.85	0.30
Wipro	11.70	(0.22)
Tata Motors	24.62	(0.07)

Market Sensor

US market closed sharply lower on Friday amid a massive drop in technology stocks and as mixed U.S. employment data raised concerns the Federal Reserve may raise rates this year. Dow Jones Industrial Average was down 1.29% or 211.61 points at 16204.97. Nasdaq Composite was down 3.25% or 146.41 points at 4363.14 Standard & Poor's 500 was down 1.85% or 35.40 points at 1880.05.

Indian equity market gained over a percent in response to report on FDI. The report says that India has received \$4.5 billion FDI during December 2015, which is more than double against the same period in 2014. Nifty ended the previous day with a gain of 1.15% or 85.10 points at 7489.10. On Friday's trading session, FII's sold net Rs.606.83 Cr in cash market and bought Rs.1302.34 in derivative segment. Whereas, DII bought net Rs.760.02 Cr in cash segment.

Global News

❖ U.S. employment gains slowed more than expected in January as the boost to hiring from unseasonably mild weather faded, but rising wages and an unemployment rate at an eight-year low suggested the labor market recovery remains firm. (Reuters)

❖ President Barack Obama said Americans should feel good about the economy after the latest jobs report on Friday showed the U.S. unemployment rate at an eight-year low of 4.9 percent. (Reuters)

❖ The U.S. economy remains sound and will overcome recent market turbulence, allowing the Federal Reserve to continue tightening its monetary policy as planned, a top Fed official said on Thursday. (Reuters)

❖ The World Bank said on Thursday that 2015 economic growth in the Middle East and North Africa likely came to just 2.6 percent, falling short of a 2.8 percent forecast in October as war, terrorism and cheap oil took their toll. (Reuters)

❖ The U.S. trade deficit widened in December as a strong dollar and weak global demand continued to weigh on exports. The Commerce Department said on Friday the trade gap rose 2.7 percent to \$43.4 billion. November's trade deficit was revised down to \$42.2 billion from the previously reported \$42.4 billion. (CNBC)

Economic News

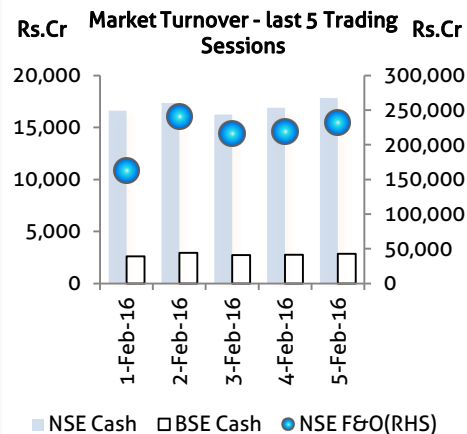
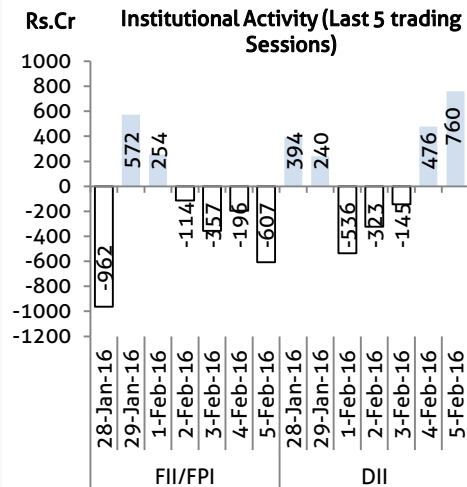
- ❖ India will host the first-ever Global Maritime Summit in April this year, Prime Minister Narendra Modi said on Sunday. (BS)
- ❖ Defence Minister Manohar Parrikar said the government has fulfilled its promise of 'One Rank, One Pension' to ex-servicemen to a large extent and it would refer "minor issues", if any, to a one-man commission for redressal. (BS)
- ❖ Iran has asked Indian refiners such as Essar Oil and Mangalore Refinery and Petrochemicals Ltd (MRPL) to clear its past oil dues amounting to over \$6 billion in euros within six months. (BS)
- ❖ Prime minister Narendra Modi stressed on cutting crude oil imports by 10% by 2022, the year marking 75 years of India's independence. (BS)
- ❖ Loans worth about Rs 1 lakh crore have been sanctioned to small entrepreneurs under the Pradhan Mantri MUDRA Yojana, Prime Minister Narendra Modi said, emphasising that the government wants youth to be job creators and not job seekers. (BS)
- ❖ With India placing high priority to cyber security, the government is in talks with a number of countries, including the US, for co-operation to check cyber espionage and other attacks, Union Communications and IT Minister Ravi Shankar Prasad said. (BS)
- ❖ The country has more than 15 lakh registered companies, but only 10.7 lakh of them were active at the end of 2015, according to official data. (BS)
- ❖ Prime Minister Narendra Modi dedicated to the nation Indian Oil Corp's Rs 34,555 crore refinery here, that has helped the state-owned firm overtake Reliance Industries to again become country's top refiner. (BS)
- ❖ Asserting that use of galvanised rail tracks could result in savings to the tune of 4% of GDP, global zinc body IZA has urged Railway Minister Suresh Prabhu to go for such technique to avoid losses arising out of frequent track replacement from corrosion. (BS)
- ❖ The government favours bringing afresh a bill which seeks to change the present system of probing complaints of "misbehaviour and incapacity" against judges of the Supreme Court and High Courts. (BS)

Domestic News

- ❖ Maruti Suzuki India has dispatched the first shipment of its premium hatchback Baleno to Japan where it will be launched next month, reports a financial newspaper.
- ❖ The Solapur, Maharashtra-based Precision Camshafts which completed a Rs 240-crore public offer later last month, will list its shares on stock exchanges on Monday.
- ❖ The government has imposed a minimum import price (MIP) ranging from \$341 to \$752 per tonne on 173 steel products to provide relief to local steel makers.
- ❖ Biocon is gearing up to enter the regulated markets of the US and the UK with a portfolio of biosimilars, reports a financial newspaper.
- ❖ Blackstone, GIC, Canada Pension Plan and Qatar Investment Authority are among the 25 global investment firms that have shown interest in buying DLF promoters' stake in its rental arm, a deal estimated at about \$2 billion, said a media report.
- ❖ Aurobindo Pharma Gets Tentative US FDA Approval For Pitavastatin (Used To Treat Cholesterol)

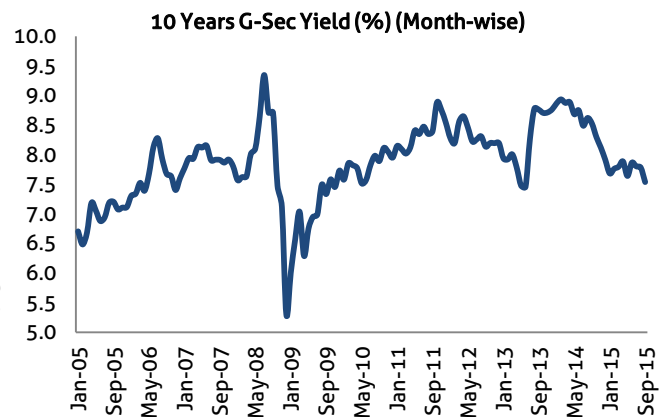
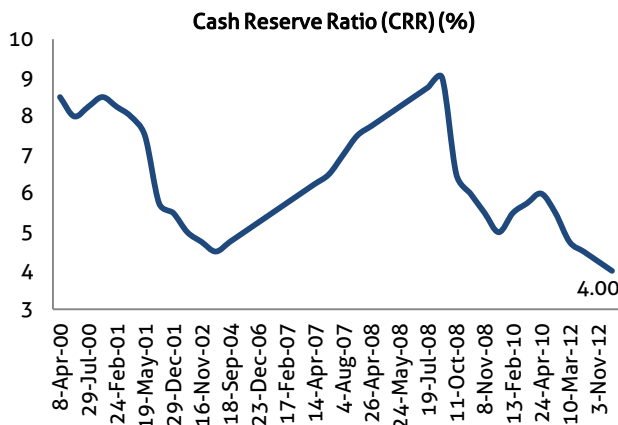
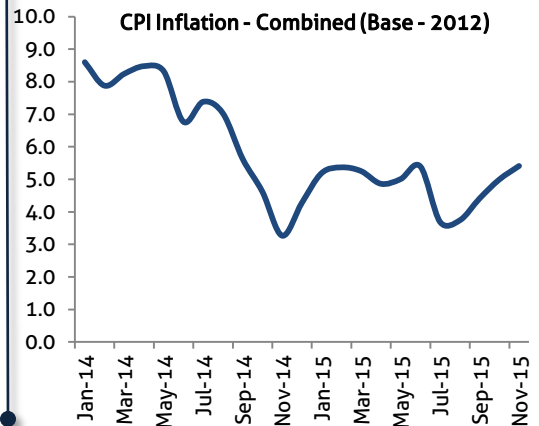
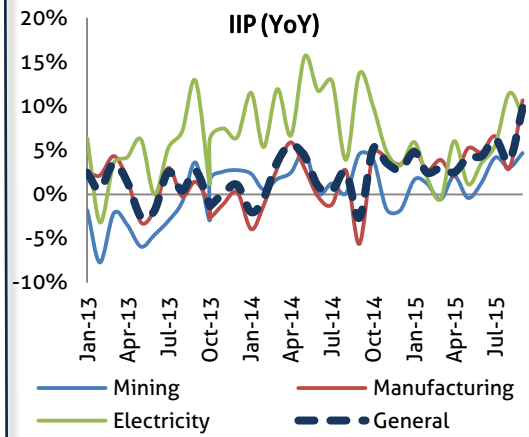
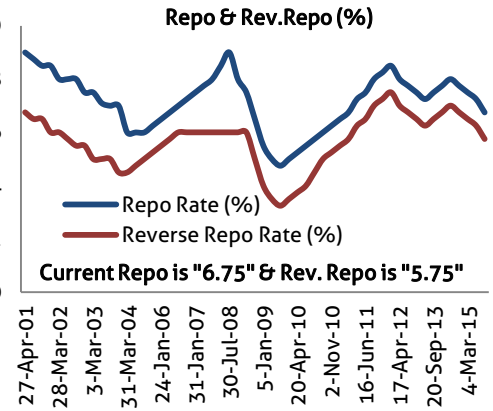
Global Forex	Closing	Chg	% Chg
EUR-USD	1.1154	(0.0052)	(0.00)
GBP-USD	1.4504	(0.0085)	(0.58)
USD-JPY	116.89	0.1000	0.09

Bond Markets	Closing	Chg
10-yr bond	7.80	-2.20 bps
Interbank call	6.64	-4.53 bps



Domestic News (Cont...)

- ❖ Tech Mahindra Ltd. has entered into the mobile gaming entertainment space with the launch of a mobile gaming live streaming platform - mSportz.tv, under its Growth Factory initiative, reports a business daily.
- ❖ The third largest public sector lender Punjab National Bank raised Rs 1,500 crore from Basel III-compliant bonds through private placement.
- ❖ Adani Power will soon sign a deal to set up two coal-based power units in Jharkhand for US\$2.2-billion (Rs. 14,867 crore at Friday's exchange rate), reports a business daily.
- ❖ Tata group firm Rallis India has acquired an over 19 percent stake in its subsidiary firm Metahelix Life Science for Rs 73.33 crore.
- ❖ NBCC has identified 5-7 smart cities with three different business models for project execution, reports a business daily.
- ❖ Ballarpur Industries' step down subsidiary Ballarpur Paper Holdings B.V. (BPH) and holding company of Sabah Forest Industries Sdn. Bhd., Malaysia (SFI), had signed a Share Sale Agreement (SSA) dated 23 September 2015, for sale of its entire equity stake of 98.08% in SFI, said a media report.
- ❖ Coal India Ltd has signed an MOU with Indian Oil Corporation Limited in Kolkata for Manufacturing of Bulk Explosives.
- ❖ ITC Ltd is planning to announce three greenfield projects in West Bengal next week, according to reports. The company is planning to invest more than Rs. 3,000 crore.
- ❖ M&M plans to build a premium SUV for Indian market with the help of the design firm Pininfarina SpA. The company plans to maintain its leading position in the SUV segment, hence, is in talks with its designer company Pininfarina SpA to build a premium SUV.
- ❖ The pharmaceutical industry is expected to register muted export revenue growth and stable domestic revenue increase in 2016-17, a report said.
- ❖ The Indian auto component industry is cautiously optimistic about clocking a high single-digit growth this year as the automobile sector shows signs of recovery across segments.
- ❖ Glenmark Pharmaceuticals has rolled out an EMI scheme for cancer patients in order to help them continue the treatment and meet the high cost of medication.



Bulk Deal - NSE

Date	Security Name	Client Name	Buy/Sell	Traded Qty.	Price
5-Feb-16	Crompton Greaves Ltd.	STICHTING PENSIOENFONDS ABP	SELL	4431926	125.0
5-Feb-16	Vikas EcoTech Limited	MERRILL LYNCH CAPITAL MARKETS ESPANA S.A. SVB	BUY	1900000	20.9
5-Feb-16	Ucal Fuel Systems Ltd	DHWAJA SHARES & SECURITIES PRIVATE LIMITED	SELL	149777	104.3
5-Feb-16	Sanco Industries Ltd.	CHP FINANCE PVT LTD	SELL	296000	38.9
5-Feb-16	Cerebra Int Tech Ltd	TARA	BUY	588066	19.4

Bulk Deal - BSE

Date	Security Name	Client Name	Buy/Sell	Traded Qty.	Price
5-Feb-16	ISTLTD	DELUX ASSOCIATES LLP	S	184,000	696.8
5-Feb-16	CCFCL	SHAMBHUBHAI RANCHHODBHAI DAKHARA	S	255,000	20.7
5-Feb-16	SATINDLTD	AYUSH SUNIL KUMAR MEHTA	S	260,000	8.8
5-Feb-16	CITIZYN	HARSHADKUMAR PRABHUDAS TANNA	S	178,000	11.3
5-Feb-16	JAUSPOL	JMP SECURITIES PVT LTD	S	27,000	36.0

Corporate Actions

Scrip Code	Scrip Name	Ex-Date	Purpose	Record Date
531344	CONCOR	05-Feb-16	Interim Dividend - Rs. - 8.0000	08-Feb-16
524226	GAEL	05-Feb-16	Interim Dividend - Rs. - 0.8000	08-Feb-16
532636	IIFL	05-Feb-16	Interim Dividend - Rs. - 4.2500	08-Feb-16
531642	MARICO	05-Feb-16	Interim Dividend - Rs. - 1.5000	08-Feb-16
532440	MPSLTD	05-Feb-16	Interim Dividend - Rs. - 8.0000	08-Feb-16
532555	NTPC	05-Feb-16	Interim Dividend - Rs. - 1.6000	08-Feb-16
530023	FORTUNEF	08-Feb-16	Right Issue of Equity Shares	09-Feb-16
532482	GRANULES	08-Feb-16	Interim Dividend - Rs. - 0.1500	09-Feb-16
535205	PEARLELEC	08-Feb-16	Consolidation of Shares	09-Feb-16
522034	SHANTIGEAR	08-Feb-16	Interim Dividend - Rs. - 0.5000	09-Feb-16
532349	TCI	08-Feb-16	Interim Dividend - Rs. - 0.6000	09-Feb-16
507880	VIPIND	08-Feb-16	Interim Dividend - Rs. - 0.6000	09-Feb-16
539118	VRLLG	08-Feb-16	Interim Dividend - Rs. - 5.0000	09-Feb-16
519105	AVTNPL	09-Feb-16	Interim Dividend - Rs. - 0.2000	10-Feb-16
511243	CHOLAINV	09-Feb-16	Interim Dividend - Rs. - 2.5000	10-Feb-16
507910	FIBERWEB	09-Feb-16	Reduction of Capital	10-Feb-16
532889	KPRMILL	09-Feb-16	Interim Dividend - Rs. - 5.0000	10-Feb-16
502168	NCLIND	09-Feb-16	Interim Dividend - Rs. - 1.0000	10-Feb-16
590071	SUNDARFIN	09-Feb-16	Interim Dividend - Rs. - 4.5000	10-Feb-16
505412	WENDT	09-Feb-16	Interim Dividend - Rs. - 10.0000	10-Feb-16
532475	APTECHT	10-Feb-16	Interim Dividend - Rs. - 1.0000	11-Feb-16
534804	CARERATING	10-Feb-16	Interim Dividend - Rs. - 6.0000	11-Feb-16

Global Economic Calendar

Date	Curr.	Event	Actual	Forecast	Previous
1-Feb-16	CNY	Manufacturing PMI (Jan)		49.6	49.7
1-Feb-16	JPY	Manufacturing PMI (Jan)			52.4
1-Feb-16	EUR	Manufacturing PMI (Jan)		52.3	52.3
1-Feb-16	GBP	BoE Consumer Credit (Dec)		1.300B	1.476B
1-Feb-16	GBP	Manufacturing PMI (Jan)		51.8	51.9
1-Feb-16	GBP	Mortgage Approvals (Dec)		69.60K	70.41K
1-Feb-16	USD	Core PCE Price Index (MoM) (Dec)		0.10%	0.10%
1-Feb-16	USD	Personal Income (MoM) (Dec)		0.20%	0.30%
1-Feb-16	USD	Construction Spending (MoM) (Dec)		0.60%	-0.40%
1-Feb-16	USD	ISM Manufacturing PMI (Jan)		48	48.2
2-Feb-16	GBP	Construction PMI (Jan)		57.6	57.8
2-Feb-16	EUR	PPI (YoY) (Dec)		-2.90%	-3.20%
2-Feb-16	EUR	Unemployment Rate (Jan)		10.50%	10.50%
3-Feb-16	USD	Domestic Truck Sales (Jan)		8.15M	8.34M
3-Feb-16	EUR	Retail Sales (YoY) (Dec)		1.50%	1.40%
3-Feb-16	USD	MBA 30-Year Mortgage Rate			4.02%
3-Feb-16	USD	ADP Nonfarm Employment Change (Jan)		195K	257K
3-Feb-16	USD	ISM Non-Manufacturing PMI (Jan)		55.1	55.3
4-Feb-16	GBP	BoE QE Total (Feb)			375B
4-Feb-16	GBP	Interest Rate Decision (Feb)		0.50%	0.50%
4-Feb-16	USD	Initial Jobless Claims			278K
4-Feb-16	USD	Nonfarm Productivity (QoQ) (Q4)		-1.60%	2.20%
4-Feb-16	USD	Factory Orders (MoM) (Dec)		-2.60%	-0.20%
5-Feb-16	USD	Nonfarm Payrolls (Jan)		190K	292K
5-Feb-16	USD	Trade Balance (Dec)		-43.00B	-42.40B
5-Feb-16	USD	Unemployment Rate (Jan)		5.00%	5.00%
5-Feb-16	USD	Consumer Credit (Dec)		16.00B	13.95B

Indian Economic Calendar

Date	Curr.	Event	Actual	Forecast	Previous
1-Feb-16	INR	Nikkei Markit Manufacturing PMI (Jan)		49.6	49.1
2-Feb-16	INR	Interest Rate Decision		6.80%	6.75%
3-Feb-16	INR	Nikkei Services PMI (Jan)			53.6
3-Feb-16	INR	M3 Money Supply (2wk)			11.00%
5-Feb-16	INR	Bank Loan Growth (2wk)			11.30%
5-Feb-16	INR	Deposit Growth (2wk)			10.90%

Disclosure

- The Research Analysts and /or Ashika Stock Broking Limited do hereby certify that all the views expressed in this research report accurately reflect their views about the subject issuer(s) or securities. Moreover, they also certify the followings:-
- The Research Analyst or Ashika Stock Broking Limited or his/its Associates or his/its relative, has any financial interest in the subject company(ies) covered in this report. **No**
- The Research Analyst or Ashika Stock Broking Limited or his/its Associates or his/its relative, have actual/beneficial ownership of 1% or more in the subject company, at the end of the month immediately preceding the date of the publication of the research report. **No**
- The Research Analyst or Ashika Stock Broking Limited or his/its Associates or his/its relatives has any material conflict of interest at the time of publication of the research report. **No**
- The Research Analyst or Ashika Stock Broking Limited or his/its Associates have received compensation for investment banking or merchant banking or brokerage services or for product other than for investment banking or merchant banking or brokerage services from the companies covered in this report in the past 12 months. **No**
- The Research Analyst or Ashika Stock Broking Limited or his/its Associates have managed or co managed in the previous 12 months any private or public offering of securities for the company(ies) covered in this report. **No**
- The Research Analyst or Ashika Stock Broking Limited or his/its Associates have received any compensation or other benefits from the company(ies) covered in this report or any third party in connection with the Research Report. **No**
- The Research Analyst has served as an officer, director or employee of the company(ies) covered in the research report. **No**
- The Research Analyst or Ashika Stock Broking Limited has been engaged in Market making activity of the company(ies) covered in the research report. **No**

Disclaimer

This report is for the personal information of the authorized recipient and does not construe to be any investment, legal or taxation advice to you. Ashika Stock Broking Ltd. is not soliciting any action based upon it. This report is not for public distribution and has been furnished to you solely for your information and should not be reproduced or redistributed to any other person in any form. The report is based upon information that we consider reliable, but we do not represent that it is accurate or complete, and it should not be relied upon such. Ashika Stock Broking Ltd. or any of its affiliates or employees shall not be in anyway responsible for any loss or damage that may arise to any person from any inadvertent error in the information contained in this report. Ashika Stock Broking Ltd., or any of its affiliates or employees do not provide, at any time, any express or implied warranty of any kind, regarding any matter pertaining to this report, including without limitation the implied warranties of merchantability, fitness for a particular purpose, and non-infringement. The recipients of this report should rely on their own investigations.