

Equity	Latest	% Chg	NSE Sect. Indices	Latest	% Chg
Nifty	7404	0.57	CNX IT	11214	0.82
Sensex	24338	0.48	BANK NIFTY	14869	0.24
DowJones	16417	0.49	S&P CNX 500	6186	0.33
Nasdaq	4510	0.12	CNX FMCG	19275	0.37
Hangseng	19242	0.31	CNX REALTY	2852	0.64
Shanghai	2770	(0.38)	CNX AUTO	7378	0.47
Nikkei	16792	(1.49)	CNX ENERGY	8063	(0.08)
Strait Times	2593	1.36	CNX PHARMA	3321	0.52
Kospi	1917	0.06	Advances / Declines	BSE	NSE
Taiwan	8063	(0.84)	Advances	985	582
FTSE	5899	1.06	Declines	1666	958
CAC	4229	0.04	Unchanged	126	78
DAX	9393	(0.44)	Total	2777	1618

Nifty Gainers		
Company	Price(Rs)	Chg(%)
VEDL	68.60	11.27
CAIRN	123.65	6.59
TATAPOWER	59.15	3.68
HINDALCO	69.05	3.60
ONGC	219.75	3.14

Nifty Losers		
Company	Price(Rs)	Chg(%)
LUPIN	1650.00	(2.88)
IDEA	100.60	(2.80)
YESBANK	761.40	(2.10)
NTPC	126.00	(2.06)
CIPLA	551.00	(1.97)

Vol. Shockers	Last Day (Lakh)	2 Wk Avg. (Lakh)	Vol. Ch. (Times)
MPHASIS	2.18	0.3	8
ABB	2.05	0.3	7
FORTUNEF	20.71	2.9	7
LAKSHVILAS	7.95	1.5	5
VIKASECO	30.50	5.7	5

Indian Forex	Closing	Chg	% Chg
USD/INR	67.809	(0.373)	(0.55)
GBP/INR	98.791	0.472	0.48
EUR/INR	75.133	0.677	0.91
JPY/INR	57.420	0.440	0.77

Precious Metal	Closing	Chg (Rs.)
Gold (Rs/10gm)	27236	235
Silver (Rs/1kg)	35720	640

Commodities	Price	% Chg.
Crude (US\$/BBL)	31.8	(2.42)
Brent (US\$/BBL)	34.5	(2.29)
Gold (US/oz)	1155.0	1.10
Silver (US\$/oz)	14.9	1.29
Copper (US\$/MT)	4685.0	2.33
Alum (US\$/MT)	1532.0	1.19
Zinc(US\$/MT)	1708.5	1.49

ADR	Cl. Values	% Chg.
ICICI Bank	6.11	0.13
HDFC Bank	58.89	0.69
Infosys	17.84	0.19
Sterlite Inds.	6.22	0.00
Dr. Deddy's Labs	44.55	0.19
Wipro	11.92	0.15
Tata Motors	24.69	0.47

Market Sensor

US market closed slightly higher in choppy trading Thursday as investors digested weaker-than-expected economic data and kept an eye on falling oil prices. Dow Jones Industrial Average was up 0.49% or 79.92 points at 16416.58. Nasdaq Composite was up 0.12% or 5.32 points at 4509.56 Standard & Poor's 500 was up 0.15% or 2.92 points at 1915.45.

Indian equity market witnessed some respite on Thursday and gained over half a percent amid volatility. Positive global cues lifted the market. Moreover, there was bargain hunting in the market as many frontline stocks declined heavily from their peaks. Nifty ended the previous day with a gain of 0.57% or 42.20 points at 7404.00. On Thursday's trading session, FIIs sold net Rs.195.92 Cr in cash market and bought Rs.1501.67 in derivative segment. Whereas, DII bought net Rs.476.44 Cr in cash segment.

Global News

- ❖ The Bank of England has cut its forecast for economic growth. In its latest Inflation Report, it cut its forecast for growth this year to 2.2%. In November it had predicted growth of 2.5%. (BBC)
- ❖ The European Commission has cut its forecast for economic growth in the eurozone this year. It has cut its prediction for the 19-country bloc in 2016 to 1.7% from the 1.8% it had forecast in November. (BBC)
- ❖ The UK's dominant services sector maintained its growth in January, according to the latest PMI survey. The Markit/CIPS index put the sector at 55.6 last month, barely changed from December's reading on 55.5. Any figure above 50 suggests that output in the sector is expanding. (BBC)
- ❖ The U.S. economy remains sound and will overcome recent market turbulence, allowing the Federal Reserve to continue tightening its monetary policy as planned, a top Fed official said on Thursday. (Reuters)
- ❖ Peru has become the latest commodity exporter to seek financing help from the World Bank amid fiscal and currency pressures brought on by collapsing prices for metals, oil and other raw materials. (Reuters)
- ❖ Greeks will stage a 24-hour general strike on Thursday to protest against the pension reform plans of the left-led government that will slash workers' salaries and recalculate pensions to meet targets set by Greece's foreign creditors. (Reuters)

Economic News

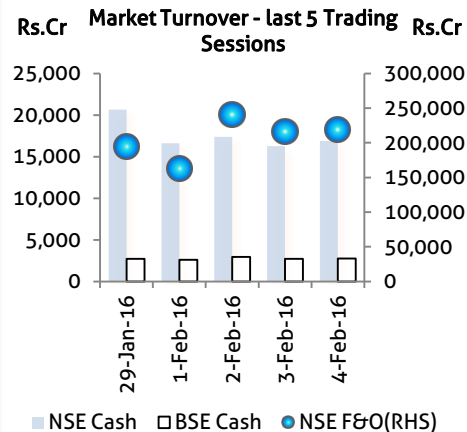
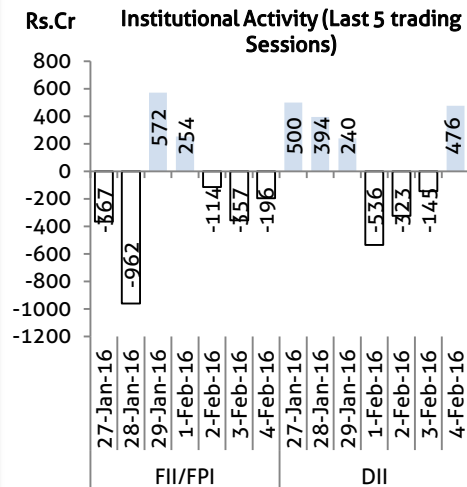
- ❖ Foreign direct investment (FDI) in the country more than doubled to about USD 4.5 billion in December 2015. "FDI inflow to India recorded a whopping 114 percent growth for December 2015 vs December 2014," the Commerce and Industry Ministry said in a tweet. In December 2014, India had received USD 2.16 billion.
- ❖ The government will launch a new policy this month to ensure early clearance of urban infrastructure and housing projects as part of its initiative to improve ease of doing business in the country.
- ❖ Based on the demand of power distribution companies in the state, the energy requirement of Odisha is pegged at 25,468 million units (MU) for 2016-17.
- ❖ Ministry for Petroleum and Natural Gas (MoPNG) has sought Rs 15,000 crore from the Ministry of Finance to build the second phase of the country's strategic petroleum reserves, Dharmendra Pradhan, Minister for Petroleum and Natural Gas said at the IndianOil Petrochemical Conclave. India is planning to build a 12.5 million tonnes of storage capacity under phase-two at four locations-- Bikaner in Rajasthan, Rajkot in Gujarat and Chandikhol in Orissa and Padur.
- ❖ World food prices fell to near a seven-year low in January, weighed down by declines for agricultural commodities, particularly sugar, the United Nations food agency said. Food prices have fallen for four straight years and remain under pressure from ample agricultural supply, a slowing global economy, and a strengthening U.S. dollar.
- ❖ The country's exports will range between \$265-270 billion in 2015-16, sharply lower than the \$310.5 billion achieved in the previous fiscal, exporters' body FIEO said
- ❖ Prime Minister Narendra Modi will be dedicating the country's largest wax producing plant to the nation tomorrow in Assam. Implemented by Numaligarh Refinery Limited (NRL), a subsidiary of Bharat Petroleum, the wax plant, which has an annual capacity of 50,000 metric tonnes (MT), was commissioned earlier in March 2015 at a cost of Rs 676 crore.
- ❖ Finance Minister Arun Jaitley said that a joint committee of Parliament which is examining the details of the bankruptcy and insolvency Bill is expected to submit its report by the first week of March and added that he was hopeful of getting the bill passed in the budget session itself.
- ❖ Government is encouraging investments in petrochemical sector and plans to double per capita consumption of plastics to 20 kg a person by 2022, Petroleum and Natural Gas Minister Dharmendra Pradhan said.

Domestic News

- ❖ Godrej Consumer Products has entered into an agreement with Canon Chemicals Limited, for the acquisition of a majority equity stake in its business in Kenya. Canon Chemicals Limited, a Kenya based company, manufactures and distributes products in the personal and home categories. Its major brand is Valon, a petroleum jelly.
- ❖ Astra Microwave Products Limited informed the Exchange that M/s ASTRA Microwave Products Ltd., India and M/s. Unique Broadband Systems Ltd., Canada has entered into a shareholders agreement to form a 50:50 joint venture company with an initial investment of \$100,000. New Company Will be Called Astra UBS Technologies

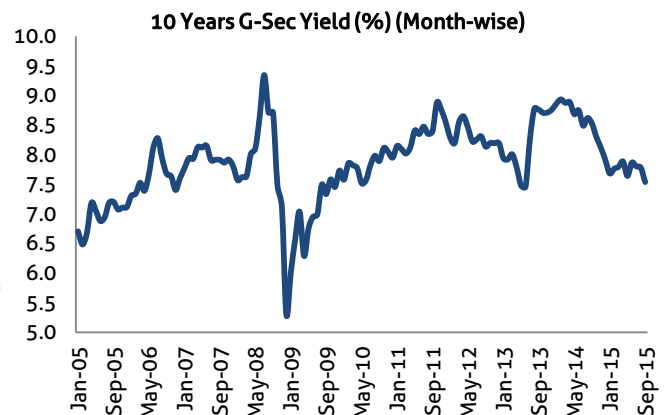
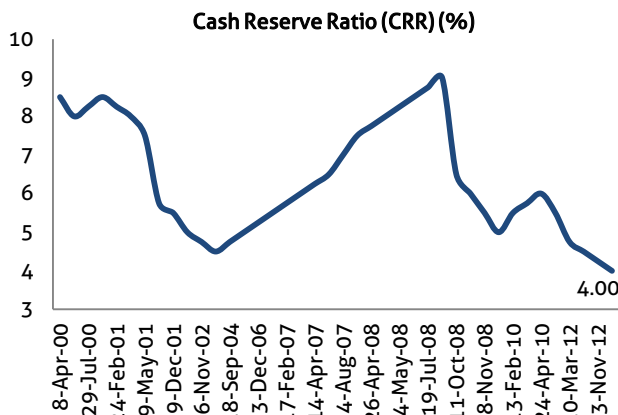
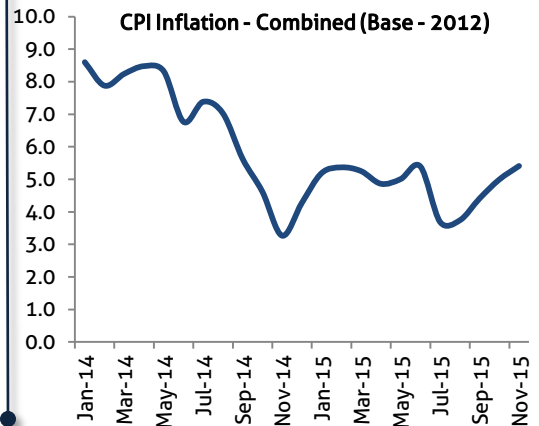
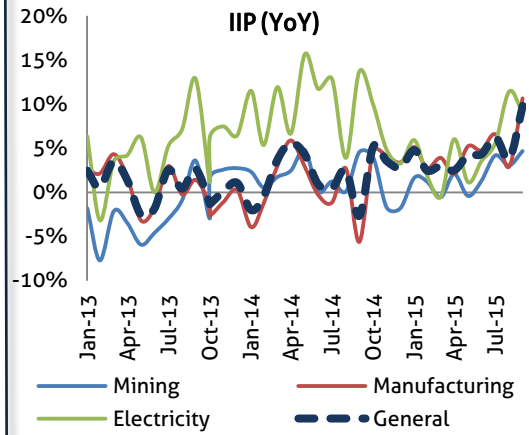
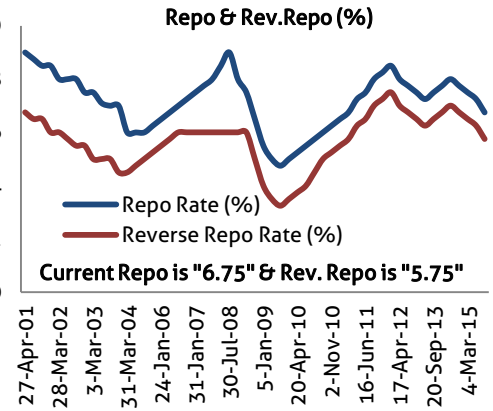
Global Forex	Closing	Chg	% Chg
EUR-USD	1.1195	(0.0012)	(0.00)
GBP-USD	1.4575	(0.0015)	(0.10)
USD-JPY	116.81	0.0300	0.02

Bond Markets	Closing	Chg
10-yr bond	7.82	-2.40 bps
Interbank call	6.68	4.73 bps



Domestic News (Cont...)

- ❖ Reliance Infrastructure Ltd has agreed to sell its cement business to Birla Corporation Ltd for 48 billion rupees (\$710 million), as part of its efforts to reduce debt, said a media report.
- ❖ Fortis Healthcare Ltd will acquire 51 per cent stake in Fortis Hospital Ltd, a subsidiary of Religare Health Trust (RHT), for Rs 970 crore.
- ❖ The Petroleum Ministry on Thursday told the Delhi High Court that its empowered committee of secretaries (ECS) has decided against granting permission to Cairn India to export crude oil from its Barmer oil & gas block in Rajasthan.
- ❖ ONGC said that it would soon finalise the revised cost estimate for the development of its K-G basin discoveries.
- ❖ State Bank of India has announced a partnership with Thomas Cook India to offer the Thomas Cook Holiday Savings Account (HSA) to its customers.
- ❖ Nitin Fire To Sell/Transfer All Or Part Of The Shares In UAE Arm
- ❖ CIL is planning to acquire coal mines in South Africa in partnership with local government amid falling prices of assets globally as it gears up to meet the 1 billion output target.
- ❖ Hero Future Energies, the green energy arm of the Hero Group, announced issuance of India's first certified climate bond for expansion of its wind portfolio, through its wind holding entity.
- ❖ Power companies in focus: Govt to Auction Three Ultra Mega Power Projects with an Investment Of `80,000 Cr By March
- ❖ IL&FS Transportation Networks Ltd said it has completed the widening of Pune-Solapur section of NH in Maharashtra and is entitled to collect toll at the full rate.
- ❖ Fin Tech Completes 14.3% Stake Sale In Dubai Multi Commodities Centre
- ❖ GlaxoSmithKline Biologicals S A , part of drug major GlaxoSmithKline Group, has received a favourable order from Indian Patent Office for an invention related to improved Streptococcus pneumonia vaccine.
- ❖ Staffing firm TeamLease Services initial public offer (IPO) received an overwhelming response from investors as the issue was oversubscribed 66 times on the last day of bidding



Bulk Deal - NSE

Date	Security Name	Client Name	Buy/Sell	Traded Qty.	Price
4-Feb-16	Vikas EcoTech Limited	MARFATIA NISHIL SURENDRA	BUY	2072807	20.2
4-Feb-16	Sanco Industries Ltd.	CHP FINANCE PVT LTD	SELL	296000	36.5
4-Feb-16	Sumeet Ind Limited	TARA	BUY	542790	14.3
4-Feb-16	ANG Industries Limited	GUNVANTI P KOTAK	BUY	83000	44.5
4-Feb-16	Sanco Industries Ltd.	ADHUNIK PLASTOCHEM PVT LTD	BUY	96000	36.5

Bulk Deal - BSE

Date	Security Name	Client Name	Buy/Sell	Traded Qty.	Price
4-Feb-16	FORTUNEF	NEOSTAR DEVELOPERS LLP	P	896,660	140.0
4-Feb-16	CHLOGIST	VIMAL BIPINCHANDRA PATEL	S	846,929	18.2
4-Feb-16	LORDSCHLO	RAJENDER KUMAR JAIN (HUF)	S	160,100	27.6
4-Feb-16	UVBOARDS	JMP SECURITIES PVT LTD	S	214,983	16.7
4-Feb-16	NETTLINX	VIJAYA BHASKER REDDY MADDI	S	90,000	32.5

Corporate Actions

Scrip Code	Scrip Name	Ex-Date	Purpose	Record Date
531344	CONCOR	05-Feb-16	Interim Dividend - Rs. - 8.0000	08-Feb-16
524226	GAEL	05-Feb-16	Interim Dividend - Rs. - 0.8000	08-Feb-16
532636	IIFL	05-Feb-16	Interim Dividend - Rs. - 4.2500	08-Feb-16
531642	MARICO	05-Feb-16	Interim Dividend - Rs. - 1.5000	08-Feb-16
532440	MPSLTD	05-Feb-16	Interim Dividend - Rs. - 8.0000	08-Feb-16
532555	NTPC	05-Feb-16	Interim Dividend - Rs. - 1.6000	08-Feb-16
530023	FORTUNEF	08-Feb-16	Right Issue of Equity Shares	09-Feb-16
532482	GRANULES	08-Feb-16	Interim Dividend - Rs. - 0.1500	09-Feb-16
535205	PEARLELEC	08-Feb-16	Consolidation of Shares	09-Feb-16
522034	SHANTIGEAR	08-Feb-16	Interim Dividend - Rs. - 0.5000	09-Feb-16
532349	TCI	08-Feb-16	Interim Dividend - Rs. - 0.6000	09-Feb-16
507880	VIPIND	08-Feb-16	Interim Dividend - Rs. - 0.6000	09-Feb-16
539118	VRLOG	08-Feb-16	Interim Dividend - Rs. - 5.0000	09-Feb-16
519105	AVTNPL	09-Feb-16	Interim Dividend - Rs. - 0.2000	10-Feb-16
511243	CHOLAINV	09-Feb-16	Interim Dividend - Rs. - 2.5000	10-Feb-16
507910	FIBERWEB	09-Feb-16	Reduction of Capital	10-Feb-16
532889	KPRMILL	09-Feb-16	Interim Dividend - Rs. - 5.0000	10-Feb-16
502168	NCLIND	09-Feb-16	Interim Dividend - Rs. - 1.0000	10-Feb-16
590071	SUNDARFIN	09-Feb-16	Interim Dividend - Rs. - 4.5000	10-Feb-16
505412	WENDT	09-Feb-16	Interim Dividend - Rs. - 10.0000	10-Feb-16
532475	APTECHT	10-Feb-16	Interim Dividend - Rs. - 1.0000	11-Feb-16
534804	CARERATING	10-Feb-16	Interim Dividend - Rs. - 6.0000	11-Feb-16

Global Economic Calendar

Date	Curr.	Event	Actual	Forecast	Previous
1-Feb-16	CNY	Manufacturing PMI (Jan)		49.6	49.7
1-Feb-16	JPY	Manufacturing PMI (Jan)			52.4
1-Feb-16	EUR	Manufacturing PMI (Jan)		52.3	52.3
1-Feb-16	GBP	BoE Consumer Credit (Dec)		1.300B	1.476B
1-Feb-16	GBP	Manufacturing PMI (Jan)		51.8	51.9
1-Feb-16	GBP	Mortgage Approvals (Dec)		69.60K	70.41K
1-Feb-16	USD	Core PCE Price Index (MoM) (Dec)		0.10%	0.10%
1-Feb-16	USD	Personal Income (MoM) (Dec)		0.20%	0.30%
1-Feb-16	USD	Construction Spending (MoM) (Dec)		0.60%	-0.40%
1-Feb-16	USD	ISM Manufacturing PMI (Jan)		48	48.2
2-Feb-16	GBP	Construction PMI (Jan)		57.6	57.8
2-Feb-16	EUR	PPI (YoY) (Dec)		-2.90%	-3.20%
2-Feb-16	EUR	Unemployment Rate (Jan)		10.50%	10.50%
3-Feb-16	USD	Domestic Truck Sales (Jan)		8.15M	8.34M
3-Feb-16	EUR	Retail Sales (YoY) (Dec)		1.50%	1.40%
3-Feb-16	USD	MBA 30-Year Mortgage Rate			4.02%
3-Feb-16	USD	ADP Nonfarm Employment Change (Jan)		195K	257K
3-Feb-16	USD	ISM Non-Manufacturing PMI (Jan)		55.1	55.3
4-Feb-16	GBP	BoE QE Total (Feb)			375B
4-Feb-16	GBP	Interest Rate Decision (Feb)		0.50%	0.50%
4-Feb-16	USD	Initial Jobless Claims			278K
4-Feb-16	USD	Nonfarm Productivity (QoQ) (Q4)		-1.60%	2.20%
4-Feb-16	USD	Factory Orders (MoM) (Dec)		-2.60%	-0.20%
5-Feb-16	USD	Nonfarm Payrolls (Jan)		190K	292K
5-Feb-16	USD	Trade Balance (Dec)		-43.00B	-42.40B
5-Feb-16	USD	Unemployment Rate (Jan)		5.00%	5.00%
5-Feb-16	USD	Consumer Credit (Dec)		16.00B	13.95B

Indian Economic Calendar

Date	Curr.	Event	Actual	Forecast	Previous
1-Feb-16	INR	Nikkei Markit Manufacturing PMI (Jan)		49.6	49.1
2-Feb-16	INR	Interest Rate Decision		6.80%	6.75%
3-Feb-16	INR	Nikkei Services PMI (Jan)			53.6
3-Feb-16	INR	M3 Money Supply (2wk)			11.00%
5-Feb-16	INR	Bank Loan Growth (2wk)			11.30%
5-Feb-16	INR	Deposit Growth (2wk)			10.90%

Disclosure

- The Research Analysts and /or Ashika Stock Broking Limited do hereby certify that all the views expressed in this research report accurately reflect their views about the subject issuer(s) or securities. Moreover, they also certify the followings:-
- The Research Analyst or Ashika Stock Broking Limited or his/its Associates or his/its relative, has any financial interest in the subject company(ies) covered in this report. **No**
- The Research Analyst or Ashika Stock Broking Limited or his/its Associates or his/its relative, have actual/beneficial ownership of 1% or more in the subject company, at the end of the month immediately preceding the date of the publication of the research report. **No**
- The Research Analyst or Ashika Stock Broking Limited or his/its Associates or his/its relatives has any material conflict of interest at the time of publication of the research report. **No**
- The Research Analyst or Ashika Stock Broking Limited or his/its Associates have received compensation for investment banking or merchant banking or brokerage services or for product other than for investment banking or merchant banking or brokerage services from the companies covered in this report in the past 12 months. **No**
- The Research Analyst or Ashika Stock Broking Limited or his/its Associates have managed or co managed in the previous 12 months any private or public offering of securities for the company(ies) covered in this report. **No**
- The Research Analyst or Ashika Stock Broking Limited or his/its Associates have received any compensation or other benefits from the company(ies) covered in this report or any third party in connection with the Research Report. **No**
- The Research Analyst has served as an officer, director or employee of the company(ies) covered in the research report. **No**
- The Research Analyst or Ashika Stock Broking Limited has been engaged in Market making activity of the company(ies) covered in the research report. **No**

Disclaimer

This report is for the personal information of the authorized recipient and does not construe to be any investment, legal or taxation advice to you. Ashika Stock Broking Ltd. is not soliciting any action based upon it. This report is not for public distribution and has been furnished to you solely for your information and should not be reproduced or redistributed to any other person in any form. The report is based upon information that we consider reliable, but we do not represent that it is accurate or complete, and it should not be relied upon such. Ashika Stock Broking Ltd. or any of its affiliates or employees shall not be in anyway responsible for any loss or damage that may arise to any person from any inadvertent error in the information contained in this report. Ashika Stock Broking Ltd., or any of its affiliates or employees do not provide, at any time, any express or implied warranty of any kind, regarding any matter pertaining to this report, including without limitation the implied warranties of merchantability, fitness for a particular purpose, and non-infringement. The recipients of this report should rely on their own investigations.