

| Equity | Latest | % Chg | NSE Sect. Indices | Latest | % Chg |
|--------------|--------|--------|----------------------------|------------|------------|
| Nifty | 8284 | 0.02 | CNX IT | 11216 | (0.01) |
| Sensex | 27508 | 0.03 | BANK NIFTY | 18750 | 0.07 |
| DowJones | 17823 | (0.89) | S&P CNX 500 | 6786 | 0.18 |
| Nasdaq | 4736 | (0.87) | CNX FMCG | 20058 | (0.34) |
| Hangseng | 23748 | 0.60 | CNX REALTY | 4295 | 0.59 |
| Shanghai | 3235 | 2.18 | CNX AUTO | 8319 | 0.45 |
| Nikkei | 17451 | (1.57) | CNX ENERGY | 8631 | (0.12) |
| Strait Times | 3367 | 0.05 | CNX PHARMA | 10923 | (0.24) |
| Kospi | 1919 | 0.18 | Advances / Declines | BSE | NSE |
| Taiwan | 9307 | 0.42 | Advances | 1831 | 1017 |
| FTSE | 6566 | 0.29 | Declines | 975 | 492 |
| CAC | 4273 | 0.64 | Unchanged | 116 | 54 |
| DAX | 9806 | (1.22) | Total | 2922 | 1563 |

| Nifty Gainers | | |
|---------------|-----------|--------|
| Company | Price(Rs) | Chg(%) |
| JINDALSTEL | 157.90 | 3.98 |
| BHARTIARTL | 363.00 | 2.92 |
| NMDC | 148.50 | 2.41 |
| SSLT | 219.20 | 2.19 |
| BHEL | 269.55 | 1.62 |

| Nifty Losers | | |
|--------------|-----------|--------|
| Company | Price(Rs) | Chg(%) |
| COALINDIA | 379.00 | (1.26) |
| NTPC | 142.20 | (1.25) |
| DRREDDY | 3210.00 | (1.12) |
| HDFC | 1125.90 | (0.88) |
| ULTRACEMCO | 2657.85 | (0.68) |

| Vol. Shockers | Last Day (Lakh) | 2 Wk Avg. (Lakh) | Vol. Ch. (Times) |
|---------------|-----------------|------------------|------------------|
| SUNCLAYLTD | 0.57 | 0.0 | 152 |
| CLNINDIA | 1.01 | 0.0 | 34 |
| ORISSAMINE | 0.28 | 0.0 | 20 |
| IVRCLINFRA | 92.01 | 5.5 | 17 |
| KALPATPOWR | 13.92 | 1.4 | 10 |

| Indian Forex | Closing | Chg | % Chg |
|--------------|---------|---------|--------|
| USD/INR | 63.321 | (0.010) | (0.02) |
| GBP/INR | 98.636 | 0.054 | 0.05 |
| EUR/INR | 76.600 | (0.405) | (0.53) |
| JPY/INR | 52.910 | (0.020) | (0.04) |

| Precious Metal | Closing | Chg (Rs.) |
|-----------------|---------|-----------|
| Gold (Rs/10gm) | 26636 | (267) |
| Silver (Rs/1kg) | 35750 | (1115) |

| Commodities | Price | % Chg. |
|------------------|--------|--------|
| Crude (US\$/BBL) | 54.0 | 1.35 |
| Brent (US\$/BBL) | 57.9 | 1.05 |
| Gold (US/oz) | 1184.5 | 0.03 |
| Silver (US\$/oz) | 15.8 | 1.15 |
| Copper (US\$/MT) | 6359.0 | 0.00 |
| Alum (US\$/MT) | 1831.5 | 0.00 |
| Zinc(US\$/MT) | 2167.0 | 0.00 |

| ADR | Cl. Values | % Chg. |
|------------------|------------|--------|
| ICICI Bank | 11.55 | (0.06) |
| HDFC Bank | 50.75 | 0.07 |
| Infosys | 31.46 | (0.01) |
| Sterlite Inds. | 6.22 | 0.00 |
| Dr. Deddy's Labs | 50.45 | 0.43 |
| Wipro | 11.32 | (0.22) |
| Tata Motors | 42.28 | (0.39) |

Market Sensor

US market was closed due closed the previous day. DJIA has gained 8.1 percent, and the Nasdaq Composite is up 14 percent for the year. China and the United States headed the list of 2014 top-performing equity markets among larger economies while markets elsewhere ended the year on a wary note as another sharp drop in oil and worries about Greece's future drove profit-taking.

Indian equity market started on a negative note remained on negative zone the entire trading day and turned positive in last hour of the trading day. Positive sentiment seems to be approaching back as core sector growth climbed to a five month high of 6.7% in November. Nifty ended the previous trading session with a gain of 0.02% or 1.30 points at 8284.00. On Thursday's trading session, FII's bought Rs.18.2 Cr in cash market and bought net Rs.478.55 in derivative segment. Whereas, DII sold net Rs.19.56 Cr in cash segment.

Coming to today's trade Nifty to remain volatile, crucial intraday support seen at 8210 followed by 8180 while resistance exist at 8300 and then at 8350.

Global News

❖ Singapore's economy expanded less than economists estimated last quarter after its manufacturing industry weakened with slowing growth in China and an uneven global recovery. (Bloomberg)

❖ Economists are slashing U.S. inflation forecasts for 2015 as oil prices tumble. What's not changing are predictions that the Federal Reserve will raise its benchmark interest rate anyway, probably around mid-year. (Bloomberg)

❖ Oil, the Federal Reserve and an expanding economy set the tone for U.S. stocks in 2014, as the Standard & Poor's 500 Index rallied to unprecedented highs and extended the bull market rally past 200 percent. (Bloomberg)

❖ Oil production by the 12 OPEC nations slipped less than 1 percent in December, the first month after the group refused to cut output as crude prices tumbled, a Bloomberg survey showed. (Bloomberg)

❖ A Chinese manufacturing gauge slipped to the lowest level in 18 months, adding pressure on policy makers to do more to support growth in the world's second-biggest economy. (Bloomberg)

Economic News

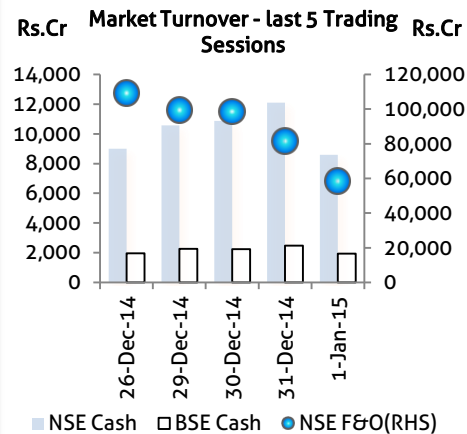
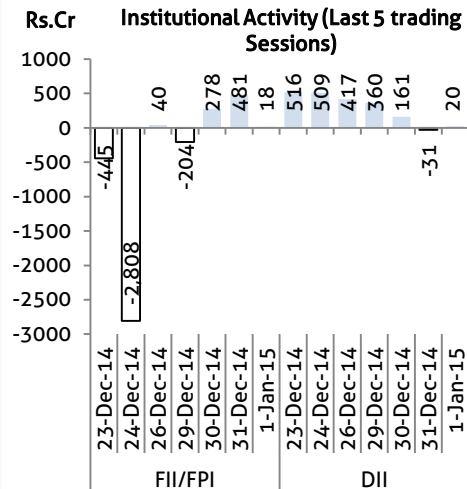
- ❖ Though the number of fatal air accidents globally in 2014 (22) was the lowest in at least 15 years, the total number of casualties in these (992) was higher than the average 750 a year. (BS)
- ❖ The electronic toll (e-toll) collection system introduced in the country will help save Rs 88,000 crore and cut waiting time at toll plazas significantly, Road Transport and Highways Minister Nitin Gadkari said here. (BS)
- ❖ A day after the Centre's fiscal deficit nearly touched the Budget Estimate for entire 2014-15 in the first eight months, the finance ministry on Thursday exuded confidence that the target of reining in the deficit at 4.1 per cent of GDP would be met. (BS)
- ❖ The Planning Commission, established in 1950, will now be called 'Neeti Ayog' in its new avatar, months after Prime Minister Narendra Modi announced that it will be replaced by a new body. (BS)
- ❖ LIC Housing Finance has taken possession of Orbit Corporation's 25,670-square feet property in Lower Parel area of Mumbai after it defaulted on its loan. (BS)
- ❖ The Delhi Transport Authority will come out with a final order concerning the ban on Uber by January 5. The authority, which is acting as a quasi-judicial body, will pass orders after satisfying itself with the company's response. The order, if in favour of Uber, could mark its return in the Capital. (BS)
- ❖ Auto majors say car prices will rise after the government failed to extend excise relief for car manufacturers.
- ❖ With increasing use of internet over mobile phones, travel industry players say that mobile bookings will soon overtake bookings through other devices. (BS)
- ❖ Jewellery demand in the domestic market is expected to rise by 10% to \$32 billion in 2015 on the back of improving consumer sentiments, says a report by ICRA. (BS)
- ❖ The Urban Development Ministry has enhanced its housing pool in Delhi by adding 362 flats which were developed by Delhi Development Authority (DDA) during Commonwealth Games. (BS)
- ❖ In a bid to boost India's border road connectivity especially along China, the Border Roads Organisation (BRO) will be entirely brought under the Ministry of Defence by the next budget. (BS)
- ❖ The Coal Ministry said it is working in tandem with the Railway Ministry for expeditious laying of three critical rail lines in three states to transport the dry fuel. (BS)

Domestic News

- ❖ Domestic airlines welcomed the 12.5% cut in jet fuel prices, terming it as a much-needed relief but ruled out any immediate reduction in fares. (BS)
- ❖ Axis Bank (Axis) scrip is the top performer in 2014 in the CNX Nifty universe and has grown almost 100% in the calendar year. (BS)
- ❖ Kishore Kumar Sansi assumed charge as Managing Director & Chief Executive Officer of Bengaluru-based public sector lender Vijaya Bank. (BS)
- ❖ General Motors India reported a 36.56% decline in sales at 3,619 units in December. (BS)

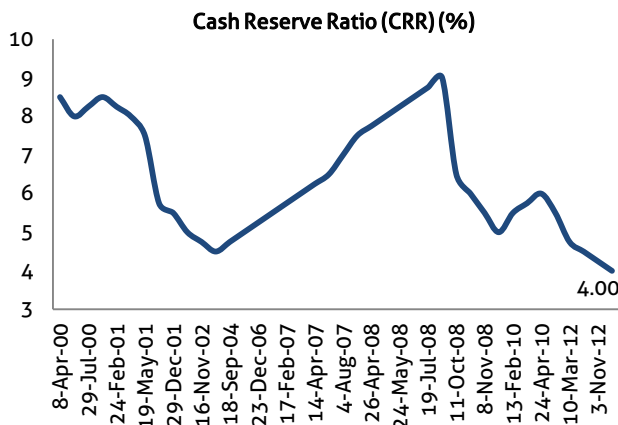
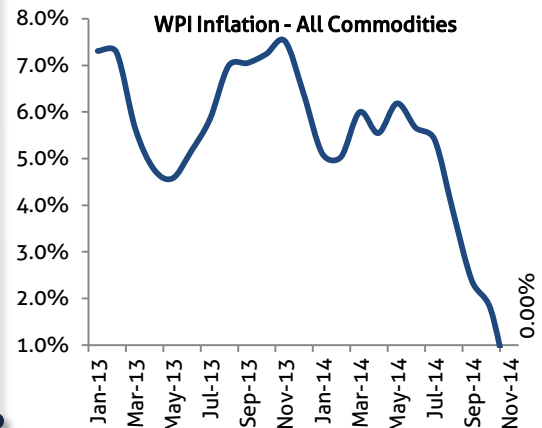
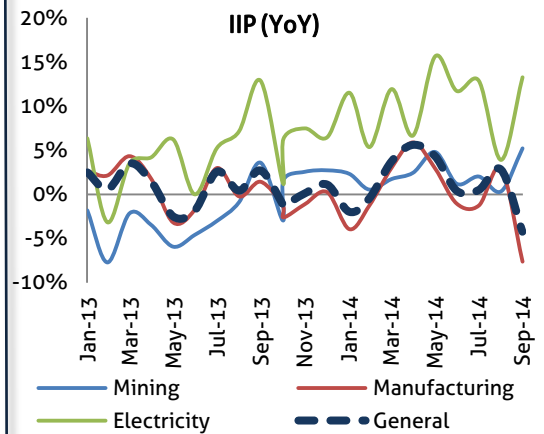
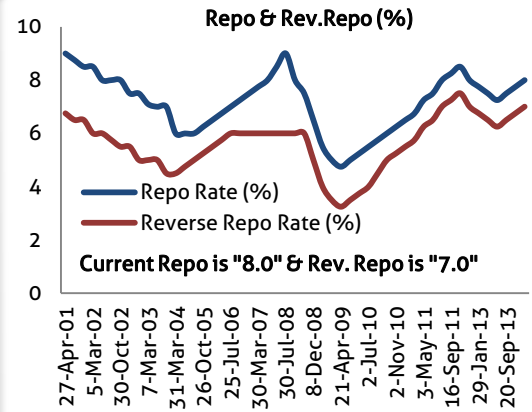
| Global Forex | Closing | Chg | % Chg |
|--------------|---------|----------|--------|
| EUR-USD | 1.2059 | (0.0045) | (0.37) |
| GBP-USD | 1.5547 | (0.0039) | (0.25) |
| USD-JPY | 120.36 | 0.62 | 0.52 |

| Bond Markets | Closing | Chg |
|----------------|---------|-------------|
| 10-yr bond | 7.93 | -1.20 bps |
| Interbank call | 7.89 | -101.89 bps |



Domestic News (Cont...)

- ❖ Korean consumer electronics major Samsung announced top management changes in its Indian arm following the retirement of its Deputy Managing Director Ravinder Zutshi after serving the company for 19 years. (BS)
- ❖ VE Commercial Vehicles reported 20.66% jump in total sales of its Eicher branded products at 3,387 units in December. (BS)
- ❖ To give a fillip to its super fast fourth-generation mobile services, Bharti Airtel has tied up with Chinese handset maker Xiaomi to provide 4G device Redmi Note at a price of Rs 9,999 in six cities, including Delhi. (BS)
- ❖ Toyota Kirloskar Motor reported 7.97% increase in total sales to 13,628 units in December 2014. (BS)
- ❖ It may be a bumper new year for the job market, with India Inc planning to create close to 10 lakh new jobs and dole out pay hikes of up to 40% for best performers in 2015. (BS)
- ❖ Hyundai Motor India Ltd (HMIL) reported 21% jump in total sales at 59,365 units in December 2014. (BS)
- ❖ Maruti Suzuki, India's largest carmaker on Thursday reported a 20.8 per cent increase in total sales in December to 1,09,791 units. (BS)
- ❖ Corporate legal cases kept India Inc on its toes in 2014 as high stake matters on coal, telecom and mining came up in the Supreme Court which also sent Sahara Group chief Subrata Roy to jail. (BS)
- ❖ LIC Housing Finance has taken possession of Orbit Corporation's 25,670-square feet property in Lower Parel area of Mumbai after it defaulted on its loan. (BS)
- ❖ The Delhi Transport Authority will come out with a final order concerning the ban on Uber by January 5. The authority, which is acting as a quasi-judicial body, will pass orders after satisfying itself with the company's response. The order, if in favour of Uber, could mark its return in the Capital. (BS)
- ❖ Auto majors say car prices will rise after the government failed to extend excise relief for car manufacturers.
- ❖ Tata group Chairman Cyrus Mistry said the Modi government's 'Make in India' campaign holds the "promise of re-igniting growth in the years to come". (BS)



Bulk Deal - NSE

| Date | Security Name | Client Name | Buy/Sell | Traded Qty. | Price |
|----------|---------------------------|---------------------------|----------|-------------|-------|
| 1-Jan-15 | Kalpataru Pow Trans Ltd | HDFC MUTUAL FUND - EQUITY | BUY | 823900 | 230.0 |
| 1-Jan-15 | Dr. Datson's Labs Ltd | MANAV N PATEL | BUY | 955035 | 10.1 |
| 1-Jan-15 | Jagsonpal Pharma Ltd. | VERMA ARUN | BUY | 132080 | 41.9 |
| 1-Jan-15 | Burnpur Cement Limited | NEETA SETHIA | SELL | 513555 | 9.8 |
| 1-Jan-15 | Surya Pharmaceutical Limi | IFCI LTD. | SELL | 3560234 | 0.1 |

Bulk Deal - BSE

| Date | Security Name | Client Name | Buy/Sell | Traded Qty. | Price |
|----------|---------------|---------------------------------------|----------|-------------|-------|
| 1-Jan-15 | KALPATPOWR | HDFC MUTUAL FUND | B | 958,100 | 230.0 |
| 1-Jan-15 | IVRCLINFRA | SANJEET MOTOR FINANCE PRIVATE LIMITED | B | 7,240,000 | 16.9 |
| 1-Jan-15 | INTELLADV | INDUS EQUICAP CONSULTANCY PRIVATE LTD | B | 5,589,725 | 7.4 |
| 1-Jan-15 | IVRCLINFRA | DIPAK BHUDERMAL VASWANI | S | 2,400,000 | 17.0 |
| 1-Jan-15 | LOOKS | HITESH KANTILAL SHAH | S | 50,400 | 150.4 |

Corporate Actions

| Scrip Code | Scrip Name | Ex-Date | Purpose | Record Date |
|------------|------------|-----------|------------------------------------|-------------|
| 500164 | GODREJIND | 05-Jan-15 | Scheme of Arrangement | 06-Jan-15 |
| 533892 | IPRU1855 | 05-Jan-15 | Redemption of Mutual Fund | - |
| 533893 | IPRU1856 | 05-Jan-15 | Redemption of Mutual Fund | - |
| 519035 | WADALACOM | 05-Jan-15 | Amalgamation | 06-Jan-15 |
| 533162 | HATHWAY | 06-Jan-15 | Stock Split from Rs.10/- to Rs.2/- | 07-Jan-15 |
| 509480 | BERGEPAIN | 08-Jan-15 | Stock Split from Rs. 2/- to Re.1/- | 09-Jan-15 |
| 534839 | EFPL | 08-Jan-15 | Stock Split from Rs.10/- to Re.1/- | 09-Jan-15 |
| 537235 | TFM45DA | 12-Jan-15 | Dividend On Mutual Fund | 13-Jan-15 |
| 537235 | TFM45DA | 12-Jan-15 | Redemption of Mutual Fund | 13-Jan-15 |
| 537236 | TFM45DB | 12-Jan-15 | Redemption of Mutual Fund | 13-Jan-15 |
| 537237 | TFM45DD | 12-Jan-15 | Redemption of Mutual Fund | 13-Jan-15 |
| 500550 | SIEMENS | 14-Jan-15 | Dividend - Rs.6.00 | - |
| 532134 | BANKBARODA | 22-Jan-15 | Stock Split from Rs.10/- to Rs.2/- | 23-Jan-15 |
| 532179 | CORPBANK | 22-Jan-15 | Stock Split from Rs.10/- to Rs.2/- | 23-Jan-15 |
| 537390 | TFM46IB | 27-Jan-15 | Redemption of Mutual Fund | 28-Jan-15 |
| 537389 | TFM46IC | 27-Jan-15 | Dividend On Mutual Fund | 28-Jan-15 |
| 537389 | TFM46IC | 27-Jan-15 | Redemption of Mutual Fund | 28-Jan-15 |
| 537391 | TFM46ID | 27-Jan-15 | Redemption of Mutual Fund | 28-Jan-15 |
| | | | | |
| | | | | |
| | | | | |

Global Economic Calendar

| Date | Curr. | Event | Actual | Forecast | Previous |
|-----------|-------|--|--------|----------|----------|
| 29-Dec-14 | USD | Dallas Fed Mfg Business Index (Dec) | | | 10.5 |
| 30-Dec-14 | GBP | Nationwide HPI (MoM) (Dec) | | 0.30% | 0.30% |
| 30-Dec-14 | EUR | Private Loans (YoY) (Nov) | | -1.00% | -1.10% |
| 30-Dec-14 | USD | S&P/CS HPI Composite - 20 s.a. (MoM) (Oct) | | 0.50% | 0.30% |
| 30-Dec-14 | USD | CB Consumer Confidence (Dec) | | 93.1 | 88.7 |
| 31-Dec-14 | USD | MBA 30-Year Mortgage Rate | | | 4.02% |
| 31-Dec-14 | USD | Continuing Jobless Claims | | 2,360K | 2,403K |
| 31-Dec-14 | USD | Initial Jobless Claims | | 288K | 280K |
| 31-Dec-14 | USD | Chicago PMI (Dec) | | 60.2 | 60.8 |
| 31-Dec-14 | USD | Pending Home Sales (MoM) (Nov) | | 0.60% | -1.10% |
| 02-Jan-15 | CNY | HSBC Manufacturing PMI (Dec) | | | 49.5 |
| 02-Jan-15 | EUR | Manufacturing PMI (Dec) | | 50.8 | 50.8 |
| 02-Jan-15 | GBP | Manufacturing PMI (Dec) | | 53.6 | 53.5 |
| 02-Jan-15 | GBP | BoE Consumer Credit (Nov) | | 1.090B | 1.087B |
| 02-Jan-15 | GBP | Mortgage Approvals (Nov) | | 58.52K | 59.43K |
| 02-Jan-15 | GBP | Mortgage Lending (Nov) | | 1.50B | 1.50B |
| 02-Jan-15 | USD | Manufacturing PMI (Dec) | | | 53.7 |
| 02-Jan-15 | USD | Construction Spending (MoM) (Nov) | | 0.30% | 1.10% |
| 02-Jan-15 | USD | ISM Manufacturing PMI (Dec) | | 57.6 | 58.7 |

Indian Economic Calendar

| Date | Curr. | Event | Actual | Forecast | Previous |
|-----------|-------|-------------------------------------|--------|----------|-----------|
| 31-Dec-14 | INR | Federal Fiscal Deficit (Nov) | | | 4,757.51B |
| 31-Dec-14 | INR | Foreign Debt (USD) (Q3) | | | 450.1B |
| 02-Jan-15 | INR | HSBC Markit Manufacturing PMI (Dec) | | 51.5 | 53.3 |

Disclaimer:

This report is for the personal information of the authorized recipient and does not construe to be any investment, legal or taxation advice to you. Ashika Stock Broking Ltd., is not soliciting any action based upon it. This report is not for public distribution and has been furnished to you solely for your information and should not be reproduced or redistributed to any other person in any form. The report is based upon information that we consider reliable, but we do not represent that it is accurate or complete, and it should not be relied upon such. Ashika Stock Broking Ltd. or any of its affiliates or employees shall not be in anyway responsible for any loss or damage that may arise to any person from any inadvertent error in the information contained in this report. Ashika Stock Broking Ltd., or any of its affiliates or employees do not provide, at any time, any express or implied warranty of any kind, regarding any matter pertaining to this report, including without limitation the implied warranties of merchantability, fitness for a particular purpose, and non-infringement. The recipients of this report should rely on their own investigations.