

Equity	Latest	% Chg	NSE Sect. Indices	Latest	% Chg
Nifty	7363	1.83	CNX IT	8982	0.13
Sensex	24685	1.93	BANK NIFTY	15287	3.34
DowJones	16744	0.16	S&P CNX 500	5912	1.88
Nasdaq	4237	(0.13)	CNX FMCG	17689	(0.80)
Hangseng	23237	0.68	CNX REALTY	3812	4.56
Shanghai	2041	0.11	CNX AUTO	6471	1.34
Nikkei	15050	0.76	CNX ENERGY	9914	2.55
Strait Times	3299	(0.09)	CNX PHARMA	3882	(0.27)
Kospi	1999	(0.13)	Advances / Declines	BSE	NSE
Taiwan	9086	0.11	Advances	1978	1113
FTSE	6864	0.29	Declines	1013	436
CAC	4516	(0.08)	Unchanged	96	32
DAX	9950	0.07	Total	3087	1581

Nifty Gainers		
Company	Price(Rs)	Chg(%)
LT	1649.00	6.70
BPCL	556.00	6.53
BHARTIARTL	363.00	5.49
ONGC	397.00	4.98
JINDALSTEL	311.95	4.77

Nifty Losers		
Company	Price(Rs)	Chg(%)
HCLTECH	1385.90	(2.30)
TECHM	1884.00	(2.03)
DRREDDY	2415.00	(1.86)
SUNPHARMA	599.40	(1.84)
ITC	336.60	(1.51)

Vol. Shockers	Last Day (Lakh)	2 Wk Avg. (Lakh)	Vol. Ch. (Times)
DIAMONPOWER-\$	34.78	1.2	29
Uflex	11.08	0.9	12
Mindtree	1.03	0.1	9
Lakshmi Vilas Bank	6.11	0.7	9
MRI INFRA	3.69	0.5	7

Indian Forex	Closing	Chg	% Chg
USD/INR	59.139	0.105	0.18
GBP/INR	99.022	0.111	0.11
EUR/INR	80.629	0.294	0.37
JPY/INR	58.010	(0.090)	(0.15)

Precious Metal	Closing	Chg (Rs.)
Gold (Rs/10gm)	26815	(29)
Silver (Rs/1kg)	39703	(371)

Commodities	Price	% Chg.
Crude (US\$/BBL)	102.5	(0.21)
Brent (US\$/BBL)	108.9	(0.47)
Gold (US/oz)	1244.3	(0.14)
Silver (US\$/oz)	18.8	0.75
Copper (US\$/MT)	7003.0	0.11
Alum (US\$/MT)	1816.3	(0.39)
Zinc(US\$/MT)	2081.0	0.34

ADR	Cl. Values	% Chg.
ICICI Bank	51.49	1.82
HDFC Bank	47.14	2.11
Infosys	52.27	0.84
Sterlite Inds.	6.22	0.00
Dr. Deddy's Labs	40.78	(0.33)
Wipro	11.09	(0.05)
Tata Motors	37.52	0.28

Market Sensor

US market closed narrowly mixed on the first trading day of June, but the Dow and S&P 500 squeezed out gains to finish at fresh highs. Dow Jones Industrial Average was up 0.16% or 26.46 points at 16743.63. Nasdaq Composite was down 0.13% or 5.42 points at 4237.20. Standard & Poor's 500 was up 0.07% or 1.40 points at 1924.97.

Indian Equity market opened on a positive note and kept the momentum going for the rest of the day. Nifty ended the previous trading session with a gain of 1.83% or 132.55 points at 7362.50. On Monday's trading session, FIIs bought net Rs.234.49 Cr in cash market and bought net Rs.1542.12 in derivative segment. Whereas, DII sold net Rs.148.81 Cr in cash segment.

Coming to today's trade Nifty to remain volatile with crucial intraday support exists at 7300 followed by 7260 while resistance is seen at 7395 followed by 7450.

Global News

❖ A Chinese manufacturing gauge rose to a four-month high, signaling that the economy is stabilizing even as job cuts and weakness in the property market underscore pressure on the government to do more to support growth. (Bloomberg)

❖ China's gung-ho foray into Africa is waning. As trade with the continent surpasses an annual \$160 billion, its companies are avoiding risk by taking smaller stakes in projects close to making money. (Bloomberg)

❖ French economist Thomas Piketty said that if given the opportunity to revise his best-selling book, he would provide data showing a wider gap in wealth inequality than he previously thought. (Bloomberg)

❖ Manufacturing expanded in May at the fastest pace this year as American assembly-line workers responded to increased orders by cranking up production. (Bloomberg)

❖ Among the new Spanish monarch's most pressing challenges will be holding his kingdom together. (Bloomberg)

Economic News

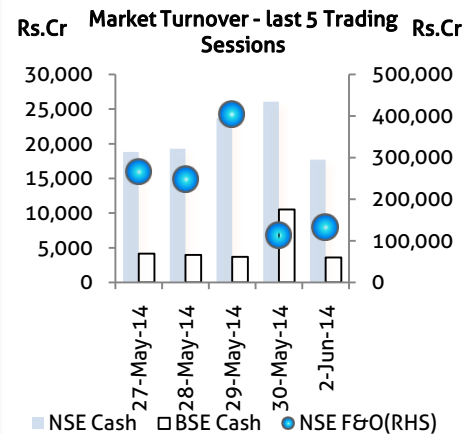
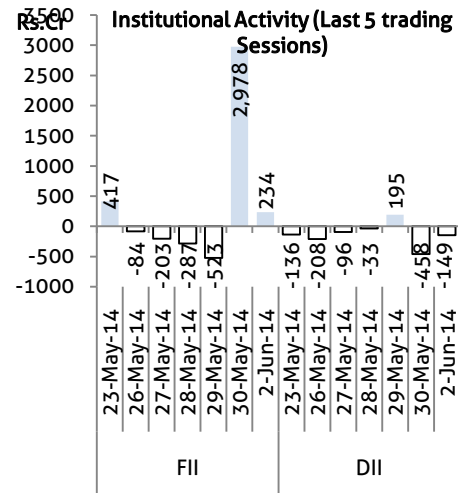
- ❖ Oil marketing companies have cut the prices of non-subsidised LPG by Rs 23.50 per cylinder and jet fuel by Rs 1,285.89 per kilolitre, or 1.81%, to Rs 69,747.98 per kl in Delhi . (BS)
- ❖ India has now become the second largest textile exporter after China on now constitutes 5.2% of the share with total exports at \$772 billion. Apparel exports contributes to 43% of India's total textile exports, according to data released by UN Comtrade. (BS)
- ❖ Industry body Assocham pitched for early rollout of GST, revival of SEZs, a stable tax regime, slashing of tax rates and tax incentives for creation of Indian brands to be introduced in the first Union budget under Narendra Modi-led government. (BS)
- ❖ India's per capita steel consumption last year stood at 57.8 kg, lower than the smaller economies such Venezuela and Egypt and nearly one-fourth of the global average. (BS)
- ❖ Jet fuel prices have been cut by 1.8 per cent and rates of non-subsidised cooking gas (LPG) by Rs 23.50 per cylinder after the rupee's appreciation lowered import costs. (BS)
- ❖ Uttar Pradesh, which has the highest concentration of Micro, Small and Medium Enterprises (MSME) estimated at over 3 million, is facing massive power crisis, which was affecting industrial production due to long power cuts. (BS)
- ❖ Telangana recorded a GSDP (State Gross Domestic Product) of Rs 3,35,018 crore for the year 2012-13, driven by industry and services sectors. (BS)
- ❖ The Marine Products Export Development Authority (MPEDA) has set an export target of \$6 billion for the current financial year. MPEDA chairman Leena Nair said that hike in the production of Vannamei shrimp, strict quality control measures and increase in infrastructure facilities for production of value-added items have helped in achieving this target. (BS)
- ❖ Delhi and Mumbai stand to gain up to \$17.8 billion a year as economic benefit by upgrading their transport networks which may otherwise be unable to cope with the anticipated massive rise in peak hour commuters by 2030, says a study. (BS)
- ❖ Iron ore producing state Odisha expects output in 2014/15 to hold around last year's level as it fast-tracks licence renewals for mines shut down by a court order, a top official said on Monday. (BS)

Domestic News

- ❖ Hinduja Group company Ashok Leyland has reported a 8.73 per cent decline in total sales in May 2014, selling 6,632 units. (BS)
- ❖ Wipro, India's third largest information technology (IT) services company, said it has won a managed services contract from Indian cable distribution company DEN Networks. The company did not disclose the financial details of the contract. (BS)
- ❖ Foreign institutional investors can now invest up to 100% of the paid up capital in Zee Entertainment Enterprises Ltd, an RBI notification said. (BS)
- ❖ Shalimar Paints has reported a consolidated loss of Rs 10.29 crore for the fourth quarter ended March 31, 2014. (BS)

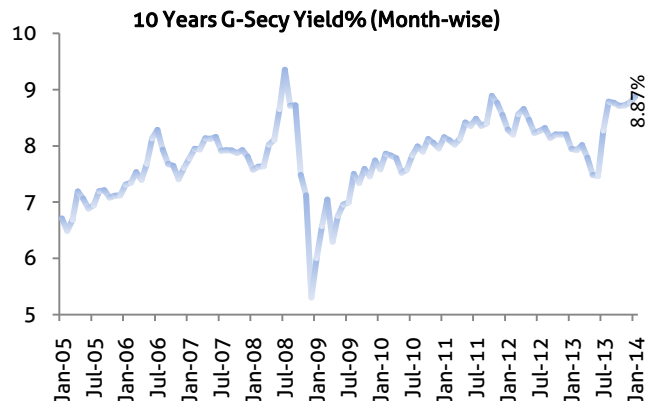
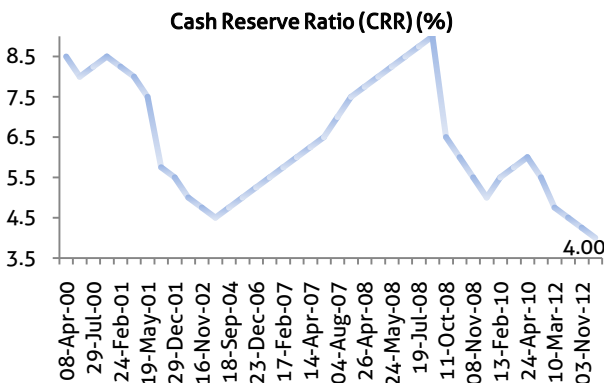
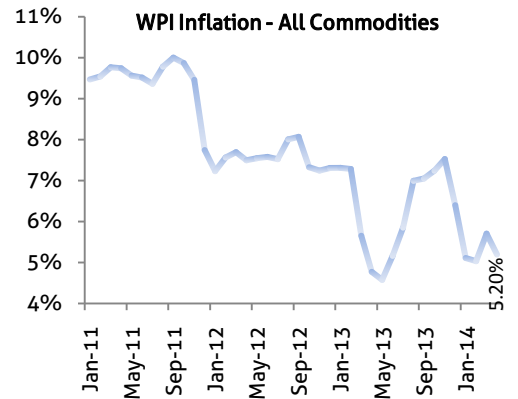
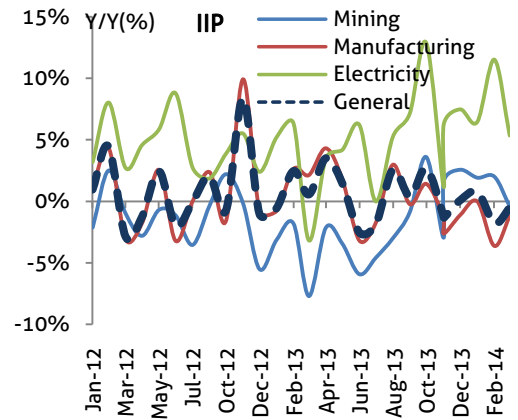
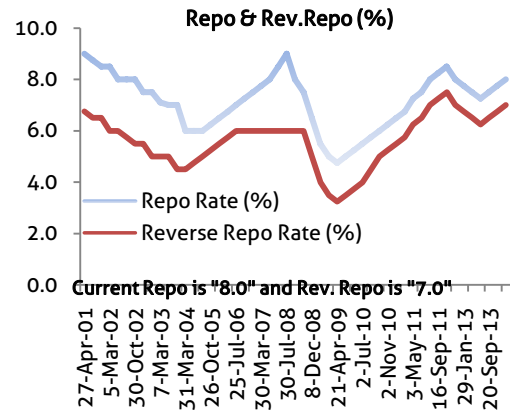
Global Forex	Closing	Chg	% Chg
EUR-USD	1.3603	0.0006	0.04
GBP-USD	1.6747	0.0001	0.01
USD-JPY	102.37	(0.01)	(0.01)

Bond Markets	Closing	Chg
10-yr bond	8.74	0.4 bps
Interbank call	7.89	22.0 bps



Domestic News (Cont...)

- ❖ Drug firm Ipca Laboratories has inked an agreement with US-based Oncobiologics Inc to develop and manufacture biosimilar products targeting various diseases, including cancer. (BS)
- ❖ The output of eight core industries increased 4.2% in April, boosted by higher electricity, fertiliser and cement production. (BS)
- ❖ Shriram Life Insurance Company posted 4.87% growth in profit to Rs 86 crore for 2013-14 financial year. (BS)
- ❖ State Bank of Bank Chairperson Arundhati Bhattacharya said it would be endeavor of the Group to spend two per cent of the annual net profit on CSR activities in each financial year. (BS)
- ❖ State-run steel maker SAIL registered a growth rate of 11% in sales at 1.06 million tonnes (MT) in May this year. (BS)
- ❖ Coal India reported provisional coal production of 36.27 million tonne (mt) for May, falling short by 6% from the target of 38.56 mt. (BS)
- ❖ Suzuki Motorcycle India (SMIL) reported a 13 per cent growth in total sales at 32,117 units for May 2014. (BS)
- ❖ Tata Motors reported 24% decline in total vehicle sales to 37,525 units last month. (BS)
- ❖ Bajaj Auto has reported 3% increase in motorcycle sales at 3,13,020 units last month. (BS)
- ❖ Automaker major Mahindra & Mahindra reported a 12.86% drop in total sales to 37,869 vehicles in May. (BS)
- ❖ Tata Power has commissioned its second solar power project of 25 MW capacity at Palaswadi in Maharashtra. (BS)
- ❖ Encouraged by a bullish market, a large number of companies are lining up to raise funds through issuance of shares and other securities, with at least five of them having announced plans in the past fortnight to garner over Rs 15,000 crore. (BS)
- ❖ TVS Motor has reported a 26% growth in two-wheeler sales during the month of May 2014 at 201,234 units as compared to 159,346 units, a year ago. The growth was driven by scooter sales, which reported around 60% growth. (BS)
- ❖ Country's largest carmaker Maruti Suzuki India (MSI) reported 19.2% rise in total sales in May to 1,00,925 units as against 84,677 units in the same month last year. (BS)



Bulk Deal - NSE

Date	Security Name	Client Name	Buy/Sell	Traded Qty.	Price
2-Jun-14	Time Technoplast Limited	M/S GRANDEUR PEAK INTERNATIONAL OPPORTUNITIES FUND	BUY	7500000	44.0
2-Jun-14	Rain Industries Limited	REDDY YERATAPALLI SANTOSHKUMAR	SELL	2300000	52.9
2-Jun-14	MBL Infrastructures Ltd	SANGHAI COMMERCIAL & CREDIT PRIVATE LIMITED	SELL	89807	260.3
2-Jun-14	Zylog Systems Limited	AUCTOR INVESTMENTS LIMITED	SELL	1750000	12.6
2-Jun-14	Lloyd Electric & Engg Ltd	VLS FINANCE LTD	BUY	201326	105.0

Bulk Deal - BSE

Date	Security Name	Client Name	Buy/Sell	Traded Qty.	Price
2-Jun-14	DIAMONPOWER-\$	CLEARWATER CAPITAL PARTNERS (CYPRUS) LIMITED	S	3,000,000	90.3
2-Jun-14	MBL INFRA	MBL A CAPITAL LIMITED	S	225,000	269.5
2-Jun-14	Lakshmi Vilas Bank	PARAM CAPITAL RESEARCH PVT LTD	B	500,000	100.0
2-Jun-14	Lanco Inds	AVIS TIE UP PRIVATE LIMITED	S	327,183	39.8
2-Jun-14	Geodesic	GENESIS INDIAN INVESTMENT COMPANY LIMITED	S	2,695,000	1.9

Corporate Actions

Scrip Code	Scrip Name	Ex-Date	Purpose	Record Date
32240	India Nippon	03-Jun-14	2nd Interim Dividend - Rs.5.00	-
500875	ITC	03-Jun-14	Dividend - Rs.6.00	-
531537	Jyothi Infraventures	03-Jun-14	Reduction of Capital	04-Jun-14
532819	Mindtree	03-Jun-14	BONUS 1:1	04-Jun-14
506480	Gulf Oil Corp-\$	04-Jun-14	Reduction of Capital	05-Jun-14
506480	Gulf Oil Corp-\$	04-Jun-14	Scheme of Arrangement	05-Jun-14
590065	India Motor	04-Jun-14	Interim Dividend - Rs.9.00	05-Jun-14
532827	Page Inds	04-Jun-14	Interim Dividend - Rs.16.00	05-Jun-14
532938	Capital First	05-Jun-14	Dividend - Rs.2.00	-
531737	GREENCREST	05-Jun-14	Stock Split from Rs.10/- to Re.1/-	06-Jun-14
500180	HDFC Bank	05-Jun-14	Dividend - Rs.6.85	-
532174	ICICI Bank	05-Jun-14	Dividend - Rs.23.00	-
532527	Ramkrishna Forg	05-Jun-14	Dividend - Rs.1.00	-
511288	Gruh Finance	09-Jun-14	BONUS 1:1	10-Jun-14
500315	Oriental Bank	10-Jun-14	Final Dividend - Rs.3.60	-
532893	VTM	10-Jun-14	Final Dividend - Rs.0.70	-
500696	Hindustan Unilever	11-Jun-14	Final Dividend - Rs.7.50	-
531807	ING Vysya Bank	11-Jun-14	Dividend - Rs.6.00	-
500165	Kansai Nerolac	11-Jun-14	Dividend - Rs.11.00	-
532276	Syndicate Bank	11-Jun-14	Final Dividend - Rs.3.00	-
532215	Axis Bank	12-Jun-14	Dividend - Rs.20.00	-
532134	BOB	12-Jun-14	Final Dividend - Rs.10.50	-

Global Economic Calendar

Date	Curr.	Event	Actual	Forecast	Previous
02-Jun-14	JPY	Capital Spending (YoY)			4.00%
02-Jun-14	JPY	Manufacturing PMI			49.4
02-Jun-14	EUR	Manufacturing PMI		52.5	52.5
02-Jun-14	GBP	BoE Consumer Credit		0.80B	1.13B
02-Jun-14	GBP	Manufacturing PMI		57	57.3
02-Jun-14	GBP	Mortgage Approvals		65K	67K
02-Jun-14	USD	Construction Spending (MoM)		0.60%	0.20%
02-Jun-14	USD	ISM Manufacturing PMI		55.4	54.9
03-Jun-14	CNY	Chinese HSBC Manufacturing PMI			49.7
03-Jun-14	GBP	Nationwide HPI (YoY)		10.90%	10.90%
03-Jun-14	EUR	Unemployment Rate		11.80%	11.80%
03-Jun-14	USD	Factory Orders (MoM)		0.20%	0.90%
04-Jun-14	EUR	GDP (YoY)		0.90%	0.90%
04-Jun-14	EUR	PPI (YoY)		-1.20%	-1.60%
04-Jun-14	USD	MBA 30-Year Mortgage Rate			4.31%
04-Jun-14	USD	ADP Nonfarm Employment Change		225K	220K
04-Jun-14	USD	Trade Balance		-40.10B	-40.40B
04-Jun-14	USD	ISM Non-Manufacturing PMI		55.5	55.2
05-Jun-14	GBP	Interest Rate Decision		0.50%	0.50%
05-Jun-14	USD	Initial Jobless Claim			
05-Jun-14	EUR	Interest Rate Decision		0.10%	0.25%
06-Jun-14	GBP	Trade Balance		-8.65B	-8.48B
06-Jun-14	USD	Nonfarm Payrolls		215K	288K
06-Jun-14	USD	Unemployment Rate		6.30%	6.30%
06-Jun-14	USD	Consumer Credit		16.20B	17.53B

Indian Economic Calendar

Date	Curr.	Event	Actual	Forecast	Previous
02-Jun-14	INR	HSBC Markit Manufacturing PMI		51.6	51.3
03-Jun-14	INR	Indian Interest Rate Decision			8.00%
04-Jun-14	INR	Indian HSBC Services PMI			48.5

Disclaimer:

This report is for the personal information of the authorized recipient and does not constitute to be any investment, legal or taxation advice to you. Ashika Stock Broking Ltd., is not soliciting any action based upon it. This report is not for public distribution and has been furnished to you solely for your information and should not be reproduced or redistributed to any other person in any form. The report is based upon information that we consider reliable, but we do not represent that it is accurate or complete, and it should not be relied upon such. Ashika Stock Broking Ltd. or any of its affiliates or employees shall not be in anyway responsible for any loss or damage that may arise to any person from any inadvertent error in the information contained in this report. Ashika Stock Broking Ltd., or any of its affiliates or employees do not provide, at any time, any express or implied warranty of any kind, regarding any matter pertaining to this report, including without limitation the implied warranties of merchantability, fitness for a particular purpose, and non-infringement. The recipients of this report should rely on their own investigations. "Ashika Stock Broking Ltd., and/or its affiliates and /or employees may have interests/positions, financial or otherwise in the securities mentioned in this report."