

| Equity | Latest | % Chg | NSE Sect. Indices | Latest | % Chg |
|--------------|--------|--------|----------------------------|------------|------------|
| Nifty | 8332 | 1.84 | CNX IT | 11191 | 1.73 |
| Sensex | 27491 | 1.77 | BANK NIFTY | 18501 | 0.89 |
| DowJones | 18070 | 0.26 | S&P CNX 500 | 6873 | 1.83 |
| Nasdaq | 5017 | 0.23 | CNX FMCG | 19911 | 2.05 |
| Hangseng | 28220 | 0.34 | CNX REALTY | 3579 | 2.71 |
| Shanghai | 4455 | (0.56) | CNX AUTO | 8330 | 1.73 |
| Nikkei | 19532 | 0.06 | CNX ENERGY | 8621 | 3.47 |
| Strait Times | 3470 | (0.37) | CNX PHARMA | 12334 | 2.29 |
| Kospi | 2132 | 0.24 | Advances / Declines | BSE | NSE |
| Taiwan | 9829 | (0.16) | Advances | 1954 | 1196 |
| FTSE | 6986 | 0.36 | Declines | 833 | 317 |
| CAC | 5082 | 0.70 | Unchanged | 108 | 48 |
| DAX | 11620 | 1.44 | Total | 2895 | 1561 |

| Nifty Gainers | | |
|---------------|-----------|--------|
| Company | Price(Rs) | Chg(%) |
| ONGC | 329.70 | 8.45 |
| BAJAJ-AUTO | 2090.20 | 7.26 |
| CIPLA | 674.00 | 5.97 |
| M&M | 1206.00 | 5.33 |
| HCLTECH | 924.00 | 4.93 |

| Nifty Losers | | |
|--------------|-----------|--------|
| Company | Price(Rs) | Chg(%) |
| TECHM | 611.00 | (1.67) |
| ICICIBANK | 329.75 | (0.42) |
| TATAMOTORS | 508.20 | (0.01) |

| Vol. Shockers | Last Day (Lakh) | 2 Wk Avg. (Lakh) | Vol. Ch. (Times) |
|---------------|-----------------|------------------|------------------|
| ABIRLANUVO | 2.54 | 0.1 | 29 |
| GMDCLTD | 5.38 | 0.2 | 26 |
| ZYDUSWELL | 1.29 | 0.1 | 15 |
| FRL | 18.16 | 1.3 | 14 |
| AIFL | 15.47 | 1.3 | 12 |

| Indian Forex | Closing | Chg | % Chg |
|--------------|---------|-------|-------|
| USD/INR | 63.578 | 0.376 | 0.59 |
| GBP/INR | 97.986 | 0.977 | 1.01 |
| EUR/INR | 70.533 | 1.194 | 1.72 |
| JPY/INR | 53.530 | 0.450 | 0.85 |

| Precious Metal | Closing | Chg (Rs.) |
|-----------------|---------|-----------|
| Gold (Rs/10gm) | 27100 | 0 |
| Silver (Rs/1kg) | 37375 | 0 |

| Commodities | Price | % Chg. |
|------------------|--------|--------|
| Crude (US\$/BBL) | 58.9 | (0.51) |
| Brent (US\$/BBL) | 66.4 | (0.15) |
| Gold (US/oz) | 1185.9 | 0.97 |
| Silver (US\$/oz) | 16.4 | 1.73 |
| Copper (US\$/MT) | 6362.0 | 0.00 |
| Alum (US\$/MT) | 1919.0 | 0.00 |
| Zinc(US\$/MT) | 2355.5 | 0.00 |

| ADR | Cl. Values | % Chg. |
|------------------|------------|--------|
| ICICI Bank | 10.84 | 0.02 |
| HDFC Bank | 57.09 | 0.43 |
| Infosys | 31.54 | 0.35 |
| Sterlite Inds. | 6.22 | 0.00 |
| Dr. Deddy's Labs | 53.44 | 0.65 |
| Wipro | 11.70 | 0.11 |
| Tata Motors | 41.18 | (0.13) |

Market Sensor

US market closed higher on Monday, following positive momentum from Europe, as investors looked to Federal Reserve speeches and economic data for signals on the timing of a rate hike. Dow Jones Industrial Average on Friday was up 0.26% or 46.34 points at 18070.40. Nasdaq Composite was up 0.23% or 11.54 points at 5016.93. Standard & Poor's 500 was up 0.29% or 6.20 points at 2114.49.

Indian equity witnessed a jubilant start on Monday and posted gain of close to two percent by the end led by bargain hunting after market declined by over 6% since past few trading session. Positive global cues and impressive auto monthly sales boosted the market sentiment. Nifty ended the previous day with a gain 1.84% or 150.45 at 8331.95. On Monday's trading session, FII's bought Rs.60.53 Cr in cash market and bought net Rs.2862.12 in derivative segment. Whereas, DII bought net Rs.146.8 Cr in cash segment.

Global News

❖ New orders for U.S. factory goods recorded their biggest increase in eight months in March, boosted by demand for transportation equipment, but the underlying trend remained weak against the backdrop of a strong dollar. (CNBC)

❖ Wide differences over pension and labour reforms continued to dog intensive negotiations between Greece's leftist government and its international creditors despite progress in other areas as the country's cash position becomes increasingly critical. (Reuters)

❖ Athens must take major steps to compromise with its international creditors but a Greek exit from the euro zone is not an option, European Commission President Jean-Claude Juncker said on Monday. (Reuters)

❖ Britain should get a fair deal in the European Union but cannot impose its agenda on the bloc's other 27 members, EU chief executive Jean-Claude Juncker said on Monday, weighing in on a sensitive issue in a tight British election race. (Reuters)

❖ Britons are more likely to vote to stay part of the European Union than leave in a future membership referendum, a poll showed on Monday, with only 18 percent saying they would definitely elect to exit the bloc. (Reuters)

Economic News

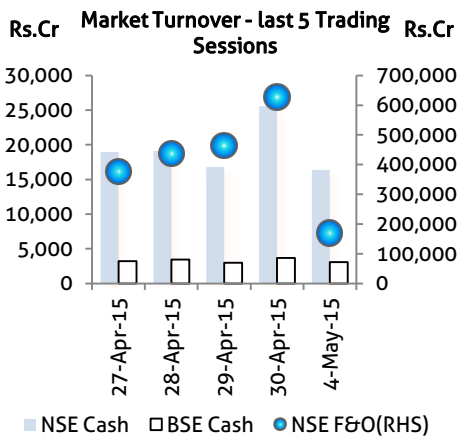
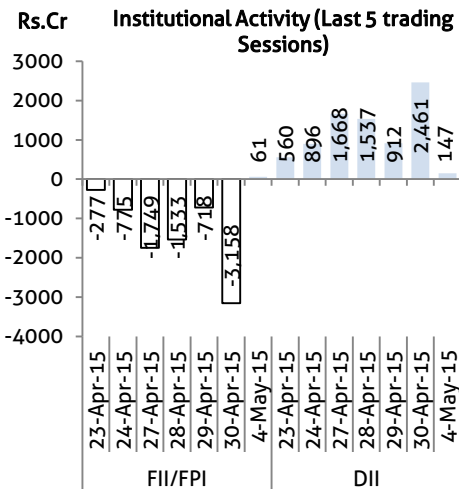
- ❖ An association of top energy firms like Reliance Industries, Cairn and BP has demanded separation of oil field contract administration from regulation and policy making to bridge the trust deficit between companies and the government. (BS)
- ❖ To facilitate better and efficient evacuation of coal from North Karanpura coalfield area of Central Coalfields Limited, the Ministry of Coal (Moc) signed a tripartite memorandum of understanding (MoU) with state government of Jharkhand and Ministry of Railways (MoR). (BS)
- ❖ Even before the formal launch of the much-awaited national insurance schemes to be unveiled by Prime Minister Narendra Modi on May 9, the banks in Uttar Pradesh have already enrolled about 3 lakh applicants. (BS)
- ❖ Railways has initiated the process for setting up of a regulatory body on the lines of telecom sector, said Union Minister Suresh Prabhu who has asked the NITI Ayog Chairman to prepare the roadmap for it. (BS)
- ❖ Permanent Account Number (PAN) has been made mandatory for private firms seeking central excise registration. (BS)
- ❖ Taxability of LPG subsidy and other direct benefits paid directly into bank accounts of beneficiaries is unclear with tax experts divided on the issue and want an explicit clarification from the government. (BS)
- ❖ Telangana IT Minister K T expects to sign agreements envisaging "big ticket investments" into the new state during his two-week visit to the US. (BS)
- ❖ Railway Minister Suresh Prabhu has advocated the need for having a regulatory mechanism independent of the service provider for attracting private capital into Railways. (BS)

Domestic News

- ❖ SKS Microfinance Limited, the only listed microfinance company in the country, has witnessed a 49.5% increase in its net profit to Rs 40.53 crore for the fourth quarter ended March 2015, as compared with Rs 27.11 crore in the corresponding quarter of the previous year. (BS)
- ❖ SBI Life Insurance had 11% growth in net profit for FY15, at Rs 820 crore compared to Rs 740 crore for FY14. (BS)
- ❖ Ratings agency Moody's said metals and mining major Vedanta Resources' over Rs 19,000 crore impairment in Cairn India is credit negative as it implies a longer pay back period. (BS)
- ❖ The Securities and Exchange Board of India (Sebi), making fresh efforts to locate investors eligible for refunds from the Sahara group, has encouraged bondholders to submit their claims along with the proof of their investments. (BS)
- ❖ India's largest realty firm DLF is likely to raise about Rs 3,600 crore this quarter through the issue of securities, backed by its IT-SEZ, as part of strategy to replace costlier debt. (BS)
- ❖ IT services company Cognizant on Monday delivered a healthy set of numbers for its first quarter ended March 31, 2015 apart from raising its full year revenue guidance. (BS)

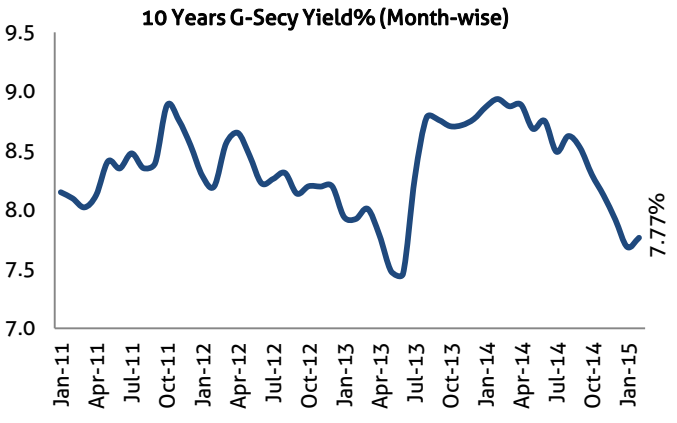
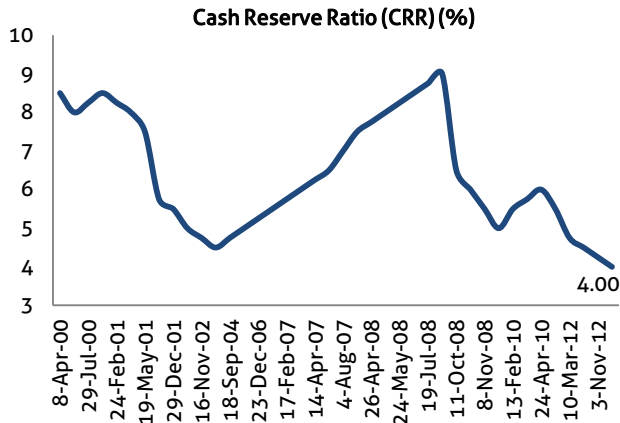
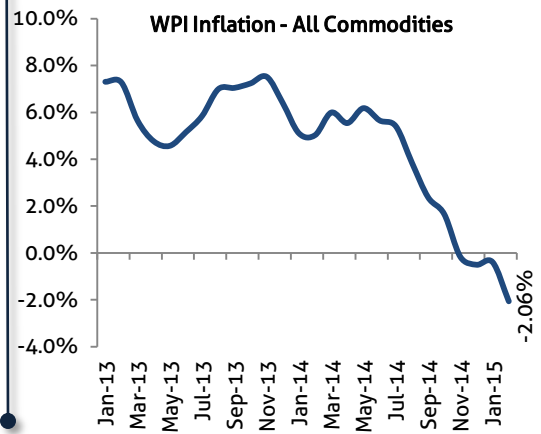
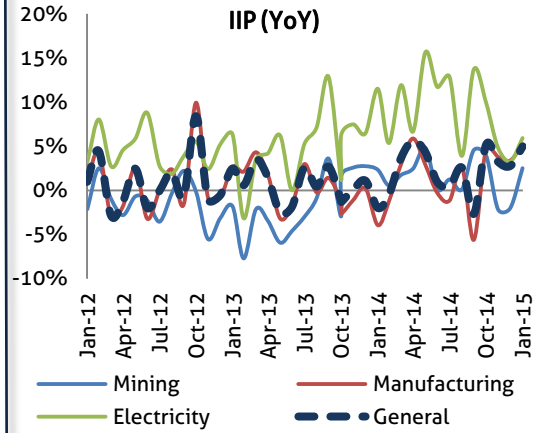
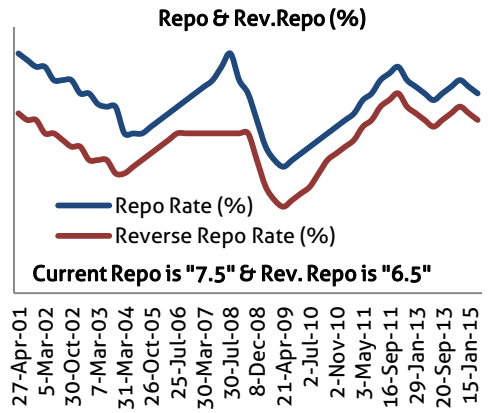
| Global Forex | Closing | Chg | % Chg |
|--------------|---------|----------|--------|
| EUR-USD | 1.1141 | (0.0005) | (0.04) |
| GBP-USD | 1.5119 | (0.0001) | (0.01) |
| USD-JPY | 120.15 | 0.02 | 0.02 |

| Bond Markets | Closing | Chg |
|----------------|---------|-----------|
| 10-yr bond | 7.85 | 2.50 bps |
| Interbank call | 7.70 | 19.81 bps |



Domestic News (Cont...)

- ❖ The Future group has three main entities, Future Retail that runs hypermarkets and supermarkets, Future Lifestyle Fashions, and Future Consumer Enterprise, which acquired the Nilgiris chain in the south from private equity firm Actis for Rs 300 crore(BS)
- ❖ After shutting down its operations in Australia and Indonesia, and scaling down operations in Thailand, the American carmaker General Motors (GM) is set to unleash its new strategy to capture more market share in India. (BS)
- ❖ Shriram Transport Finance Corporation (STFC), one of the country's largest asset finance company has reported a 73 per cent year on year drop in its consolidated net profit at Rs 84 crore in March 2015. (BS)
- ❖ Glenmark Pharmaceuticals has received tentative approval from the US health regulator for generic Calcipotriene cream, used for the treatment of plaque psoriasis. (BS)
- ❖ Auto components maker Spark Minda, Ashok Minda Group formed a joint venture with US-based Vehicle Access Systems Technology (VAST) with an aim to widen global presence. (BS)
- ❖ Facebook Inc is launching an open platform for online content and application developers to join its Internet.org service, in a move the social media giant said would boost efforts to get people online in low-income and rural areas in emerging markets. (BS)
- ❖ State-owned power equipment maker Bhel said it has commissioned a thermal unit of KBUNL in Bihar. (BS)
- ❖ Mylan Pharmaceuticals, the Indian subsidiary of US generics pharmaceutical major Mylan NV, has launched anti-hepatitis drug Sovaldi (sofosbuvir 400 mg tablets) in the country. (BS)
- ❖ Global rating agency Moody's said the impairment charge taken on by Vedanta on its investment in Cairn India is credit negative for the parent company. (BS)



Bulk Deal - NSE

| Date | Security Name | Client Name | Buy/Sell | Traded Qty. | Price |
|----------|--------------------------|----------------------------------|----------|-------------|-------|
| 4-May-15 | Onelife Cap Advisors Ltd | AARAV FINANCIAL SERVICES PVT.LTD | BUY | 89610 | 75.0 |
| 4-May-15 | Onelife Cap Advisors Ltd | AARAV FINANCIAL SERVICES PVT.LTD | SELL | 89610 | 78.3 |
| | | | | | |
| | | | | | |

Bulk Deal - BSE

| Date | Security Name | Client Name | Buy/Sell | Traded Qty. | Price |
|----------|---------------|---|----------|-------------|-------|
| 4-May-15 | AIFL | NNM SECURITIES PVT LTD | S | 733,000 | 217.3 |
| 4-May-15 | AMULEAS | SECUROCROP SECURITIES INDIA PRIVATE LIMITED | B | 98,450 | 125.0 |
| 4-May-15 | EXCAST | SAMPATI BROKING PRIVATE LIMITED | S | 263,043 | 27.7 |
| 4-May-15 | PONDYOXIDE | BHUPESH KUMAR LODHA | B | 45,430 | 70.5 |
| 4-May-15 | MAANALU | NSK STOCKS & COMMODITIES PRIVATE LIMITED | S | 32,630 | 46.9 |

Corporate Actions

| Scrip Code | Scrip Name | Ex-Date | Purpose | Record Date |
|------------|---------------|-----------|------------------------------------|-------------|
| 532622 | GDL | 05-May-15 | 2nd Interim Dividend - Rs.3.00 | 06-May-15 |
| 532424 | GODREJCP | 05-May-15 | Interim Dividend - Rs.2.50 | 06-May-15 |
| 532129 | HEXAWARE | 05-May-15 | Interim Dividend - Rs.2.00 | - |
| 532733 | SUNTV | 05-May-15 | Interim Dividend - Rs.- | 06-May-15 |
| 532343 | TVSMOTOR | 05-May-15 | 2nd Interim Dividend - Rs.1.15 | 06-May-15 |
| 501270 | ZCHANAIN | 05-May-15 | BONUS 3:1 | 06-May-15 |
| 500870 | CASTROLIND | 06-May-15 | Final Dividend - Rs.4.00 | - |
| 535789 | IBULHSGFIN | 06-May-15 | Interim Dividend - Rs.9.00 | 07-May-15 |
| 532960 | IBVENTURES | 06-May-15 | Interim Dividend - Rs.1.00 | 07-May-15 |
| 500150 | FOSECOIND | 07-May-15 | 1st Interim Dividend - Rs.3.50 | 08-May-15 |
| 507488 | GMBREW | 08-May-15 | Dividend - Rs.2.50 | - |
| 500189 | HINDUJAVEN | 08-May-15 | Interim Dividend - Rs.15.00 | 11-May-15 |
| 500325 | RELIANCE | 08-May-15 | Dividend - Rs.10.00 | - |
| 532475 | APTECHT | 11-May-15 | Interim Dividend - Rs.1.75 | 12-May-15 |
| 531233 | RASIELEC | 11-May-15 | Stock Split from Rs.10/- to Rs.2/- | 12-May-15 |
| 520056 | SUNCLAYLTD | 13-May-15 | 3rd Interim Dividend - Rs.- | 14-May-15 |
| 532200 | MYSOREBANK | 14-May-15 | Final Dividend - Rs.1.00 | - |
| 538713 | ATISHAY | 18-May-15 | Dividend - Rs.0.60 | - |
| 500790 | NESTLEIND | 19-May-15 | Final Dividend - Rs.12.50 | - |
| 590043 | HARITASEAT-\$ | 22-May-15 | Interim Dividend - Rs.- | 25-May-15 |
| 523445 | RIIL | 26-May-15 | Dividend - Rs.3.50 | - |
| 532735 | RSYSTEMINT* | 03-Jun-15 | Final Dividend - Rs.0.95 | - |

Global Economic Calendar

| Date | Curr. | Event | Actual | Forecast | Previous |
|-----------|-------|-----------------------------------|--------|----------|----------|
| 04-May-15 | EUR | Manufacturing PMI (Apr) | | 51.9 | 51.9 |
| 04-May-15 | USD | Factory Orders (MoM) (Mar) | | 2.00% | 0.20% |
| 05-May-15 | GBP | Construction PMI (Apr) | | 57.5 | 57.8 |
| 05-May-15 | EUR | PPI (YoY) (Mar) | | -2.30% | -2.80% |
| 05-May-15 | USD | Trade Balance (Mar) | | -40.30B | -35.40B |
| 05-May-15 | USD | Markit Composite PMI (Apr) | | | 57.4 |
| 05-May-15 | CNY | HSBC Services PMI (Apr) | | | 52.3 |
| 06-May-15 | EUR | Markit Composite PMI (Apr) | | 53.5 | 53.5 |
| 06-May-15 | EUR | Retail Sales (YoY) (Mar) | | | 3.00% |
| 06-May-15 | USD | Nonfarm Productivity (QoQ) (Q1) | | -2.00% | -2.20% |
| 07-May-15 | USD | Initial Jobless Claims | | | 262K |
| 07-May-15 | USD | Consumer Credit (Mar) | | 16.00B | 15.52B |
| 07-May-15 | CNY | Trade Balance (Apr) | | | 3.08B |
| 08-May-15 | GBP | Trade Balance (Mar) | | -9.80B | -10.34B |
| 08-May-15 | USD | Unemployment Rate (Apr) | | 5.40% | 5.50% |
| 08-May-15 | USD | Wholesale Inventories (MoM) (Mar) | | 0.30% | 0.30% |
| 08-May-15 | CNY | CPI (YoY) (Apr) | | | 1.40% |
| 08-May-15 | CNY | PPI (YoY) (Apr) | | | -4.60% |
| | | | | | |
| | | | | | |
| | | | | | |

Indian Economic Calendar

| Date | Curr. | Event | Actual | Forecast | Previous |
|-----------|-------|-------------------------------------|--------|----------|----------|
| 04-May-15 | INR | HSBC Markit Manufacturing PMI (Apr) | | | 52.10 |
| 06-May-15 | INR | HSBC Services PMI (Apr) | | | 53.00 |
| | | | | | |
| | | | | | |
| | | | | | |

Disclosure

- The Research Analysts and /or Ashika Stock Broking Limited do hereby certify that all the views expressed in this research report accurately reflect their views about the subject issuer(s) or securities. Moreover, they also certify the followings:-
- The Research Analyst or Ashika Stock Broking Limited or his/its Associates or his/its relative, has any financial interest in the subject company(ies) covered in this report. **No**
- The Research Analyst or Ashika Stock Broking Limited or his/its Associates or his/its relative, have actual/beneficial ownership of 1% or more in the subject company, at the end of the month immediately preceding the date of the publication of the research report. **No**
- The Research Analyst or Ashika Stock Broking Limited or his/its Associates or his/its relatives has any material conflict of interest at the time of publication of the research report. **No**
- The Research Analyst or Ashika Stock Broking Limited or his/its Associates have received compensation for investment banking or merchant banking or brokerage services or for product other than for investment banking or merchant banking or brokerage services from the companies covered in this report in the past 12 months. **No**
- The Research Analyst or Ashika Stock Broking Limited or his/its Associates have managed or co managed in the previous 12 months any private or public offering of securities for the company(ies) covered in this report. **No**
- The Research Analyst or Ashika Stock Broking Limited or his/its Associates have received any compensation or other benefits from the company(ies) covered in this report or any third party in connection with the Research Report. **No**
- The Research Analyst has served as an officer, director or employee of the company(ies) covered in the research report. **No**
- The Research Analyst or Ashika Stock Broking Limited has been engaged in Market making activity of the company(ies) covered in the research report. **No**

Disclaimer

This report is for the personal information of the authorized recipient and does not construe to be any investment, legal or taxation advice to you. Ashika Stock Broking Ltd. is not soliciting any action based upon it. This report is not for public distribution and has been furnished to you solely for your information and should not be reproduced or redistributed to any other person in any form. The report is based upon information that we consider reliable, but we do not represent that it is accurate or complete, and it should not be relied upon such. Ashika Stock Broking Ltd. or any of its affiliates or employees shall not be in anyway responsible for any loss or damage that may arise to any person from any inadvertent error in the information contained in this report. Ashika Stock Broking Ltd., or any of its affiliates or employees do not provide, at any time, any express or implied warranty of any kind, regarding any matter pertaining to this report, including without limitation the implied warranties of merchantability, fitness for a particular purpose, and non-infringement. The recipients of this report should rely on their own investigations.