

Equity	Latest	% Chg	NSE Sect. Indices	Latest	% Chg
Nifty	7954	(0.01)	CNX IT	11485	0.62
Sensex	26265	(0.15)	BANK NIFTY	17087	0.54
DowJones	17910	0.26	S&P CNX 500	6650	(0.17)
Nasdaq	5147	0.38	CNX FMCG	20251	0.14
Hangseng	22920	0.23	CNX REALTY	3091	(0.54)
Shanghai	3660	1.96	CNX AUTO	8144	(0.61)
Nikkei	19678	2.14	CNX ENERGY	8168	0.76
Strait Times	3019	0.28	CNX PHARMA	3572	0.72
Kospi	2035	(0.31)	Advances / Declines	BSE	NSE
Taiwan	8664	(0.34)	Advances	1018	512
FTSE	6354	(0.17)	Declines	1646	983
CAC	4984	0.08	Unchanged	146	107
DAX	10988	0.92	Total	2810	1602

Nifty Gainers		
Company	Price(Rs)	Chg(%)
BANKBARODA	168.65	5.80
SBIN	243.90	4.28
PNB	132.80	2.47
KOTAKBANK	665.00	2.21
COALINDIA	343.00	1.75

Nifty Losers		
Company	Price(Rs)	Chg(%)
DRREDDY	3631.00	(14.55)
BOSCHLTD	19278.00	(3.09)
TATASTEEL	219.20	(2.75)
TATAMOTORS	394.15	(2.44)
VEDL	92.25	(1.91)

Vol. Shockers	Last Day (Lakh)	2 Wk Avg. (Lakh)	Vol. Ch. (Times)
PNCINFRA	2.59	0.3	9
EVEREADY	5.92	1.0	6
BANKBARODA	42.50	8.0	5
BOSCHLTD	0.14	0.0	5
DRREDDY	3.79	0.8	5

Indian Forex	Closing	Chg	% Chg
USD/INR	65.791	0.115	0.18
GBP/INR	99.950	(1.072)	(1.06)
EUR/INR	71.548	0.198	0.28
JPY/INR	54.000	(0.050)	(0.09)

Precious Metal	Closing	Chg (Rs.)
Gold (Rs/10gm)	25821	95
Silver (Rs/1kg)	35328	78

Commodities	Price	% Chg.
Crude (US\$/BBL)	44.6	(1.57)
Brent (US\$/BBL)	47.8	(0.54)
Gold (US/oz)	1092.7	(1.27)
Silver (US\$/oz)	14.7	(1.80)
Copper (US\$/MT)	5000.0	(1.05)
Alum (US\$/MT)	1491.5	1.26
Zinc(US\$/MT)	1627.0	(0.52)

ADR	Cl. Values	% Chg.
ICICI Bank	8.19	(0.06)
HDFC Bank	59.23	(0.97)
Infosys	17.90	(0.19)
Sterlite Inds.	6.22	0.00
Dr. Deddy's Labs	53.50	(10.00)
Wipro	12.18	0.03
Tata Motors	30.00	(0.13)

Market Sensor

US market closed mixed Friday, but held solid gains for the week after a better-than-expected October jobs report increased confidence in the likelihood of a December rate hike. Dow Jones Industrial Average was up 0.26% or 46.90 points at 17910.33. Nasdaq Composite was up 0.38% or 19.38 points at 5147.12. Standard & Poor's 500 was down 0.03% or 0.73 points at 2099.20

Indian equity market turned choppy in the previous trading day as cautiousness prevailed before the Bihar election result. On Sunday The grand alliance set grand victory hence Singapore Nifty witnessing a massive sellout slide even though market had been factoring in a defeat for the ruling BJP party in Bihar. Nifty ended the previous day with a decline of 0.01% or 1.15 points at 7954.30. On Friday's trading session, FIIs bought net Rs.219.17 Cr in cash market and sold net Rs.1978.14 in derivative segment. Whereas, DII sold net Rs.39.45 Cr in cash segment.

Global News

❖ The Federal Reserve has been struggling to convince investors it is about to raise interest rates and now faces the risk that a likely slowdown in job growth will be interpreted as a downturn in the broader economy that will cause the Fed to hold off yet again, St. Louis Fed President James Bullard said on Thursday.(Reuters)

❖ Strong growth in the number of U.S. jobs last month bolstered the case for a December interest rate hike by the Federal Reserve, where officials had already begun to worry the economy might eventually overheat without higher borrowing costs. (Reuters)

❖ U.S. job growth surged in October and the unemployment rate hit a 7-1/2-year low of 5.0 percent in a show of economic strength that makes it much more likely the Federal Reserve will raise interest rates in December. (Reuters)

❖ U.S. consumer sentiment inched up in October, but missed expectations, according to a report released on Friday. The Thomson Reuters/University of Michigan's final October reading on the index was 90.0. That was higher than the previous month's reading of 87.2, but missed Reuters' estimates for 92.5.(CNBC)

Economic News

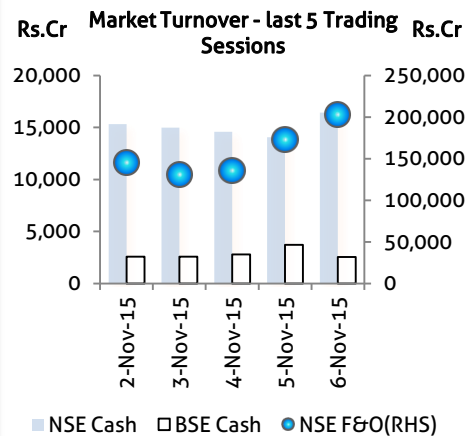
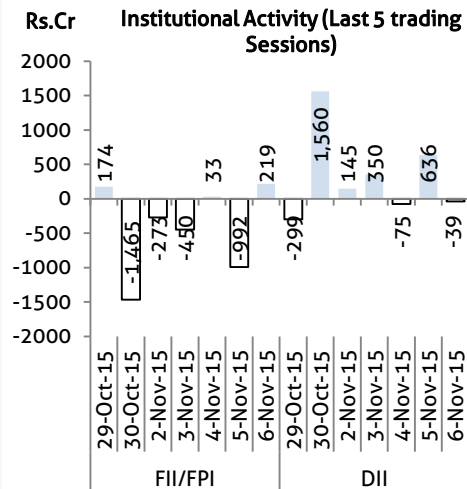
- ❖ The proposed cap of Rs 2,500 per air ticket on regional routes will be applicable only for carriers availing viability gap funding from the Civil Aviation Ministry, which expects to put up the final aviation policy for Cabinet approval in December. (BS)
- ❖ The government will formulate an efficient plan to reduce the railways' energy bill by Rs.5,000 crore in the next five years, Railway Minister Suresh Prabhu said on Friday. (BS)
- ❖ In a bid to cut down its massive Rs 33,000 crore of energy bill, Indian Railways has fasttracked efforts to commission its 1,000 Megawatt captive power plant in Bihar and sourcing more electricity through the competitive bidding route. (BS)
- ❖ Government said it is open to out-of-court settlement with Vodafone and Cairn on tax cases, where the arbitration process has been initiated. (BS)
- ❖ Gold Monetisation Scheme has the potential to perform better than the previous initiatives, but it will take some time for the scheme to gain traction and may have a limited impact on gold prices, says a report. (BS)
- ❖ Power sector distribution companies are being bailed out by the government for the third time in 13 years. (BS)
- ❖ The government has allowed Coal India to produce natural gas (CBM) from coal seams in mining leases it already holds. (BS)
- ❖ Prime Minister Narendra Modi on Friday said the economy had performed better on all parameters, including inflation and foreign investment in the past 17 months and laid stressed on effecting inclusive reforms to improve people's lives, rather than only grabbing headlines. (BS)
- ❖ Prime Minister Narendra Modi on Friday said almost every key indicator of the Indian economy was better placed than 17 months ago when his government took office, and that reforms will be pursued in the right earnest. (BS)
- ❖ India's central bank governor Raghuram Rajan said on Thursday that he was comfortable with current interest rates of 6.75 percent but would stay "accommodative". (BS)
- ❖ Over 38 per cent of the total of nearly 2,200 mobile towers installed in east Delhi are illegal, a civic body said. (BS)

Domestic News

- ❖ Ashok Leyland has announced its board has decided to bring in former Nissan boss Andrew C Palmer as Additional Director under the Independent category. (BS)
- ❖ The Ford Endeavour arrived in India as early as 2003 as the company's flagship offering and was quick to gain a cult following. (BS)
- ❖ The increasing numbers of smartphone users are fueling the mobile gaming market in India.

Global Forex	Closing	Chg	% Chg
EUR-USD	1.0759	0.0018	0.17
GBP-USD	1.5071	0.0016	0.11
USD-JPY	123.42	0.2500	0.21

Bond Markets	Closing	Chg
10-yr bond	7.80	0.40bps
Interbank call	6.49	-19.23 bps



Domestic News (Cont...)

❖ Approximately 40 to 50 million people play games on their smartphones and feature phones, with an annual growth rate of 40 per cent to 50 per cent. Mobile gaming revenues are currently estimated at \$150 million across all revenue models, said a report from Nasscom. (BS)

❖ Info Edge, which owns online job portal Naukri, reported two% increase in net profit at Rs 33.91 crore for the July-September quarter of 2015-16. (BS)

❖ Reliance Communications Ltd, India's fourth-biggest mobile phone carrier by subscribers, saw quarterly profit miss estimates as it lagged bigger rivals in the number of customers using its data services, and made lesser money from individual users. (BS)

❖ Godrej Industries reported a 41.87% increase in consolidated net profit at Rs 135 crore for the second quarter ended September 30, on account of good performance from the property segment. (BS)

❖ Srei BNP Paribas recorded a 20.8% increase in net profit at Rs 27.62 crore for the second quarter of this fiscal, compared to Rs 22.85 crore in the previous quarter of the current fiscal. (BS)

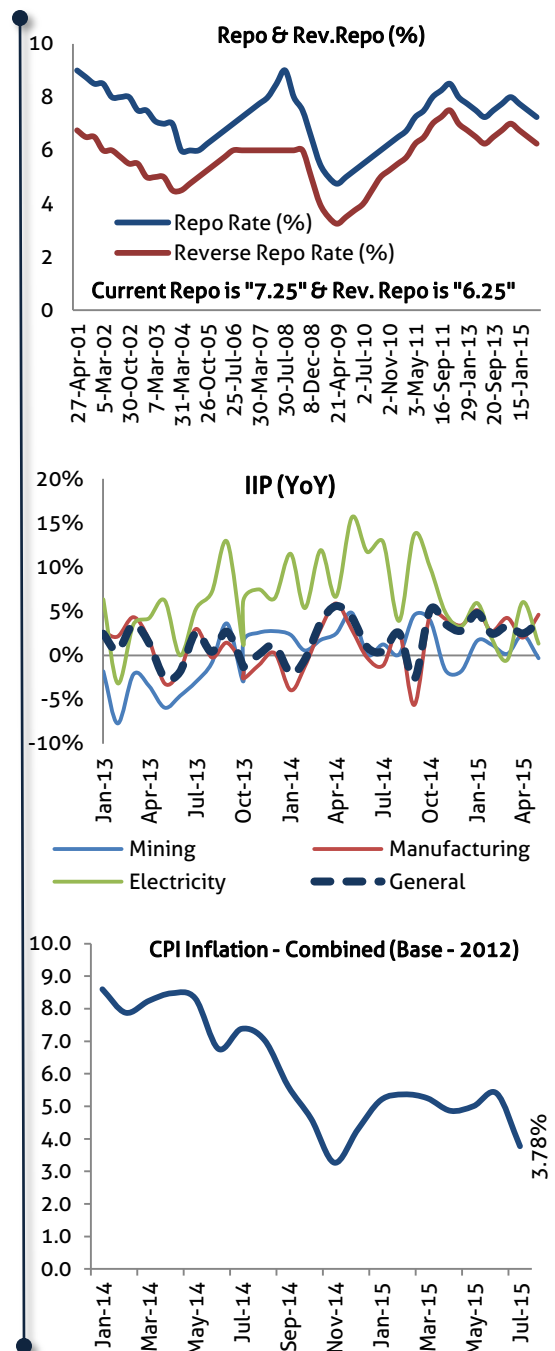
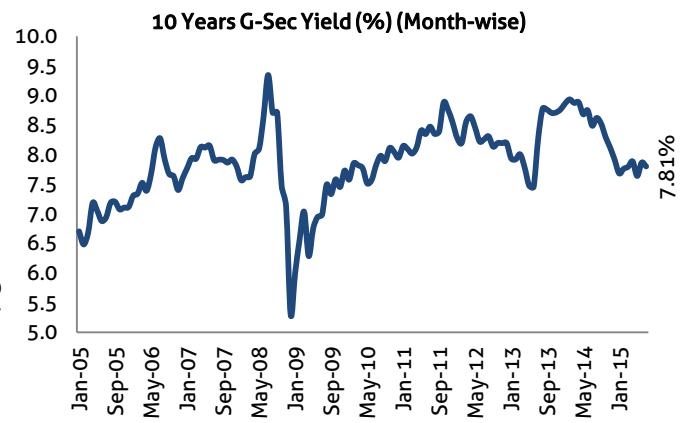
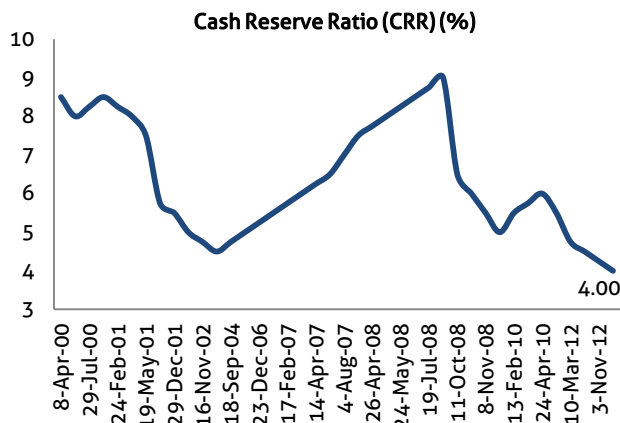
❖ Chargebee, an online subscription and recurring billing management solutions provider, announced its partnership with Worldpay, a payment processing firm, to offer a new integrated payments solution for subscription billing. (BS)

❖ Karnataka has set up a startup policy to encourage entrepreneurs to build companies not just in Bengaluru, the tech hub, but also in smaller cities such as Mysuru, Mangaluru and Hubballi. (BS)

❖ Ramco Cements Ltd has reported a 55% rise in standalone net profit after tax at Rs 138.72 crore for the September quarter as compared to Rs 89.71 crore, a year ago. (BS)

❖ Homegrown auto major Tata Motors reported a consolidated net loss of Rs 427.79 crore due to poor domestic performance and JLR's weaker sales in China, foreign exchange revaluation and higher depreciation and amortisation expenses in the British arm. (BS)

❖ Eicher Motors plans to double the manufacturing capacity of its two-wheeler arm Royal Enfield to 9 lakh units per annum by 2018 to meet robust demand of its motorcycles. (BS)



Bulk Deal - NSE

Date	Security Name	Client Name	Buy/Sell	Traded Qty.	Price
6-Nov-15	Eveready Industries India	AMANSA HOLDINGS PRIVATE LIMITED	BUY	452000	265.0
6-Nov-15	Polaris Consulting & Serv	RAJASTHAN GLOBAL SECURITIES LIMITED	BUY	538867	204.8
6-Nov-15	Heritage Foods Ltd.	KEDIA SECURITIES PRIVATE LIMITED	BUY	117000	456.5
6-Nov-15	Ponni Sugars (Erode) Limi	VIJAY KHETAN	SELL	143108	245.0
6-Nov-15	Nitco Limited	HIREMATH ASHOK VISHWANATH	BUY	325000	32.3

Bulk Deal - BSE

Date	Security Name	Client Name	Buy/Sell	Traded Qty.	Price
6-Nov-15	ECLERX	GOLDMAN SACHS INDIA FUND LTD	B	173,779	1760.1
6-Nov-15	EVEREADY	AMANSA HOLDINGS PRIVATE LTD	B	548,000	265.0
6-Nov-15	HERITGFOOD	KEDIA SECURITIES PRIVATE LIMITED	B	117,000	456.7
6-Nov-15	YUKEN	PRAGYA EQUITIES PVT LTD	B	18,557	374.4
6-Nov-15	GINISILK	GARNET INTERNATIONAL LIMITED	B	38,816	135.0

Corporate Actions

Scrip Code	Scrip Name	Ex-Date	Purpose	Record Date
524208	AARTIIND	09-Nov-15	Interim Dividend - Rs. - 3.0000	11-Nov-15
532830	ASTRAL	09-Nov-15	Interim Dividend - Rs. - 0.1500	10-Nov-15
532482	GRANULES	09-Nov-15	Interim Dividend - Rs. - 0.1500	11-Nov-15
531642	MARICO	09-Nov-15	Interim Dividend - Rs. - 1.7500	10-Nov-15
522249	MAYURUNIQ	09-Nov-15	Interim Dividend - Rs. - 0.8000	10-Nov-15
532725	SOLARINDS	09-Nov-15	Interim Dividend - Rs. - 9.0000	10-Nov-15
524348	AARTIDRUGS	10-Nov-15	Interim Dividend - Rs. - 2.2500	14-Nov-15
523537	APMIN	10-Nov-15	Interim Dividend - Rs. - 1.5000	14-Nov-15
531795	ATULAUTO	10-Nov-15	Interim Dividend - Rs. - 2.7500	13-Nov-15
505255	GMM	10-Nov-15	Interim Dividend - Rs. - 0.7000	13-Nov-15
532457	GULPOLY	10-Nov-15	Interim Dividend - Rs. - 1.7500	13-Nov-15
500250	LGBBROSLTD	10-Nov-15	Interim Dividend - Rs. - 2.5000	13-Nov-15
532932	MANAKSIA	10-Nov-15		14-Nov-15
500290	MRF	10-Nov-15	Interim Dividend - Rs. - 3.0000	13-Nov-15
500312	ONGC	10-Nov-15	Interim Dividend - Rs. - 4.5000	13-Nov-15
532221	SONATSOFTW	10-Nov-15	Interim Dividend - Rs. - 3.5000	13-Nov-15
590005	TIDEWATER	10-Nov-15	Interim Dividend - Rs. - 150.0000	13-Nov-15
530843	CUPID	13-Nov-15	Interim Dividend - Rs. - 1.0000	16-Nov-15
523367	DCMSHRIRAM	13-Nov-15	Interim Dividend - Rs. - 1.2000	16-Nov-15
500403	SUNDRMFAST	13-Nov-15	Interim Dividend - Rs. - 0.8500	16-Nov-15
534804	CARERATING	16-Nov-15	Interim Dividend - Rs. - 6.0000	17-Nov-15
530871	CHEMBOND	16-Nov-15	Interim Dividend - Rs. - 6.0000	17-Nov-15

Global Economic Calendar

Date	Curr.	Event	Actual	Forecast	Previous
9-Nov-15	CNY	Trade Balance (Oct)		64.75B	60.34B
9-Nov-15	EUR	Sentix Investor Confidence (Nov)		14	11.7
10-Nov-15	JPY	Current Account n.s.a. (Sep)		2.235T	1.653T
10-Nov-15	GBP	BRC Retail Sales Monitor (YoY) (Oct)			2.60%
10-Nov-15	CNY	CPI (YoY) (Oct)		1.50%	1.60%
10-Nov-15	CNY	PPI (YoY) (Oct)		-5.80%	-5.90%
10-Nov-15	JPY	Economy Watchers Current Index (Oct)			47.5
10-Nov-15	USD	Import Price Index (MoM) (Oct)		-0.20%	-0.10%
10-Nov-15	USD	Wholesale Inventories (MoM) (Sep)		0.10%	0.10%
11-Nov-15	CNY	Industrial Production (YoY) (Oct)		5.80%	5.70%
11-Nov-15	GBP	Claimant Count Change (Oct)		1.4K	4.6K
11-Nov-15	GBP	Unemployment Rate (Sep)		5.30%	5.40%
11-Nov-15	USD	MBA 30-Year Mortgage Rate			4.01%
12-Nov-15	JPY	CGPI (YoY) (Oct)		-3.50%	-3.90%
12-Nov-15	JPY	Core Machinery Orders (YoY) (Sep)		-4.00%	-3.50%
12-Nov-15	GBP	RICS House Price Balance (Oct)		45%	44%
12-Nov-15	EUR	Industrial Production (YoY) (Sep)		1.70%	0.90%
12-Nov-15	USD	Initial Jobless Claimes			
13-Nov-15	USD	Federal Budget Balance (Oct)			91.0B
13-Nov-15	JPY	Industrial Production (MoM) (Sep)			1.00%
13-Nov-15	EUR	GDP (YoY) (Q3)		1.70%	1.50%
13-Nov-15	EUR	Trade Balance (Sep)			11.2B
13-Nov-15	USD	PPI (MoM) (Oct)		0.10%	-0.50%
13-Nov-15	USD	Retail Sales (MoM) (Oct)		0.20%	0.10%
13-Nov-15	USD	Business Inventories (MoM) (Sep)		0.10%	
13-Nov-15	USD	Michigan Consumer Sentiment (Nov)		90	90

Indian Economic Calendar

Date	Curr.	Event	Actual	Forecast	Previous
11-Nov-15	INR	M3 Money Supply (2wk)			11.00%
12-Nov-15	INR	CPI (YoY) (Oct)			4.41%
12-Nov-15	INR	Industrial Production (YoY) (Sep)			6.40%
13-Nov-15	INR	Bank Loan Growth (2wk)			9.50%
13-Nov-15	INR	Deposit Growth (2wk)			11.20%

Disclosure

- The Research Analysts and /or Ashika Stock Broking Limited do hereby certify that all the views expressed in this research report accurately reflect their views about the subject issuer(s) or securities. Moreover, they also certify the followings:-
- The Research Analyst or Ashika Stock Broking Limited or his/its Associates or his/its relative, has any financial interest in the subject company(ies) covered in this report. **No**
- The Research Analyst or Ashika Stock Broking Limited or his/its Associates or his/its relative, have actual/beneficial ownership of 1% or more in the subject company, at the end of the month immediately preceding the date of the publication of the research report. **No**
- The Research Analyst or Ashika Stock Broking Limited or his/its Associates or his/its relatives has any material conflict of interest at the time of publication of the research report. **No**
- The Research Analyst or Ashika Stock Broking Limited or his/its Associates have received compensation for investment banking or merchant banking or brokerage services or for product other than for investment banking or merchant banking or brokerage services from the companies covered in this report in the past 12 months. **No**
- The Research Analyst or Ashika Stock Broking Limited or his/its Associates have managed or co managed in the previous 12 months any private or public offering of securities for the company(ies) covered in this report. **No**
- The Research Analyst or Ashika Stock Broking Limited or his/its Associates have received any compensation or other benefits from the company(ies) covered in this report or any third party in connection with the Research Report. **No**
- The Research Analyst has served as an officer, director or employee of the company(ies) covered in the research report. **No**
- The Research Analyst or Ashika Stock Broking Limited has been engaged in Market making activity of the company(ies) covered in the research report. **No**

Disclaimer

This report is for the personal information of the authorized recipient and does not construe to be any investment, legal or taxation advice to you. Ashika Stock Broking Ltd. is not soliciting any action based upon it. This report is not for public distribution and has been furnished to you solely for your information and should not be reproduced or redistributed to any other person in any form. The report is based upon information that we consider reliable, but we do not represent that it is accurate or complete, and it should not be relied upon such. Ashika Stock Broking Ltd. or any of its affiliates or employees shall not be in anyway responsible for any loss or damage that may arise to any person from any inadvertent error in the information contained in this report. Ashika Stock Broking Ltd., or any of its affiliates or employees do not provide, at any time, any express or implied warranty of any kind, regarding any matter pertaining to this report, including without limitation the implied warranties of merchantability, fitness for a particular purpose, and non-infringement. The recipients of this report should rely on their own investigations.