

Equity	Latest	% Chg	NSE Sect. Indices	Latest	% Chg
Nifty	8565	(0.28)	CNX IT	11597	(0.17)
Sensex	28236	(0.22)	BANK NIFTY	18894	(0.71)
DowJones	17373	(0.27)	S&P CNX 500	7184	(0.25)
Nasdaq	5035	(0.43)	CNX FMCG	20901	(0.19)
Hangseng	24205	(1.42)	CNX REALTY	3510	(0.29)
Shanghai	3808	1.72	CNX AUTO	8803	0.07
Nikkei	20712	(0.06)	CNX ENERGY	8663	0.81
Strait Times	3192	0.00	CNX PHARMA	3863	(0.29)
Kospi	1997	(0.66)	<b>Advances / Declines</b>	<b>BSE</b>	<b>NSE</b>
Taiwan	8383	(0.70)	Advances	1362	641
FTSE	6718	(0.42)	Declines	1577	850
CAC	5155	(0.72)	Unchanged	102	58
DAX	11491	(0.81)	Total	3041	1549

Nifty Gainers		
Company	Price(Rs)	Chg(%)
ONGC	282.55	4.28
TATAMOTORS	392.75	2.52
VEDL	129.35	2.17
BPCL	958.95	2.17
GRASIM	3808.00	1.49

Nifty Losers		
Company	Price(Rs)	Chg(%)
BHEL	266.70	(5.58)
COALINDIA	415.40	(3.71)
SBIN	281.95	(2.46)
BANKBARODA	185.65	(1.98)
BOSCHLTD	25947.95	(1.70)

Vol. Shockers	Last Day (Lakh)	2 Wk Avg. (Lakh)	Vol. Ch. (Times)
VGUARD	2.02	0.2	9
NEYVELILIG	8.59	1.0	8
FINOLEXIND	2.70	0.4	7
ASTRAZEN	1.55	0.3	6
BHEL	25.42	5.0	5

Indian Forex	Closing	Chg	% Chg
USD/INR	63.806	0.046	0.07
GBP/INR	98.925	(0.675)	(0.68)
EUR/INR	69.657	(0.052)	(0.07)
JPY/INR	51.130	0.020	0.04

Precious Metal	Closing	Chg (Rs.)
Gold (Rs/10gm)	24626	107
Silver (Rs/1kg)	33785	415

Commodities	Price	% Chg.
Crude (US\$/BBL)	43.7	(2.48)
Brent (US\$/BBL)	48.3	(2.62)
Gold (US/oz)	1092.1	0.31
Silver (US\$/oz)	14.8	1.09
Copper (US\$/MT)	5135.5	(0.57)
Alum (US\$/MT)	1556.5	0.23
Zinc(US\$/MT)	1847.0	(1.57)

ADR	Cl. Values	% Chg.
ICICI Bank	10.14	(0.08)
HDFC Bank	62.99	0.39
Infosys	17.53	0.22
Sterlite Inds.	6.22	0.00
Dr. Deddy's Labs	67.26	0.75
Wipro	12.49	(0.03)
Tata Motors	29.96	0.27

## Market Sensor

US market closed slightly lower on Friday as news of an activist stake in American Express offset some of the pressure from oil's decline, following an in-line nonfarm payrolls report. Dow Jones Industrial Average was down 0.27% or 46.37 points at 17373.38. Nasdaq Composite was down 0.26% or 12.90 points at 5043.54 Standard & Poor's 500 was down 0.29% or 5.99 points at 2077.57.

Indian equity market saw profit booking in the market, lackluster bias was mainly in response to the latest report from IMD, which stated that the rainfall was below normal by 26 percent over the country in last ten days. Nifty ended the previous day with a decline of 0.28% or 24.05 at 8564.60. On Friday's trading session, FII sold Rs.93.74 Cr in cash market and sold net Rs.158.39 in derivative segment. Whereas, DII bought net Rs.34.08 Cr in cash segment.

## Global News

❖ Chinese exports tumbled 8.3 percent in July, their biggest drop in four months and far worse than expected, reinforcing expectations that Beijing will be forced to roll out more stimulus to support the world's second-largest economy. (CNBC)

❖ U.S. job gains in July fell slightly short of expectations, and the unemployment rate did not budge from June, the Labor Department reported Friday. (CNBC)

❖ Top Wall Street banks still expect the Federal Reserve to raise interest rates in September, but a growing number now believe the central bank is likely to only hike once this year, a Reuters poll found on Friday. (Reuters)

❖ Greece is on track to complete a draft deal on a third bailout by Tuesday and possibly get a first disbursement by Aug. 20 to meet a key payment, sources familiar with a conference call of senior EU finance officials late on Friday said. (Reuters)

❖ Traders anticipated on Friday higher chances the U.S. Federal Reserve would raise interest rates in September following a solid July payroll report, but it remained a close call for the first such move for the Fed in nearly a decade. (Reuters)

## Economic News

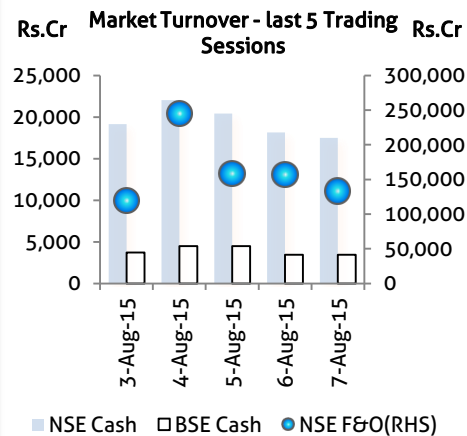
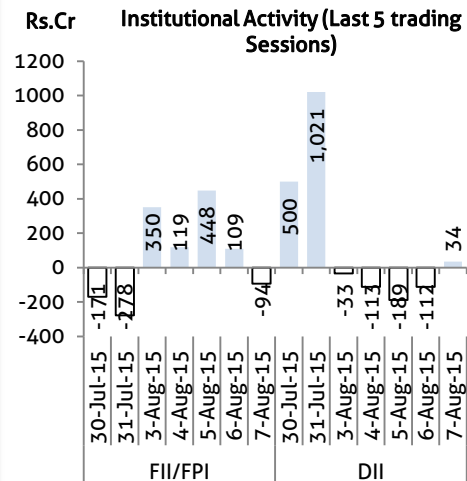
- ❖ Government has invested Rs 4.85 lakh crore in big infrastructure projects, costing over Rs 150 crore, as of June 1 in the current fiscal. (BS)
- ❖ Government of Tamil Nadu has said that before the Constitutional Amendment Bill on GST is taken up, Centre should strive for a broad consensus on important issues and address apprehensions of states. (BS)
- ❖ The government will impose an import duty of 10% on wheat effective until March 31 next year, Finance Minister Arun Jaitley told Parliament on Friday, reinstating tariffs after a gap of eight years following big purchases in recent months. (BS)
- ❖ The government is examining a request to double the import duty on aluminium to 10%, the country's trade minister said on Friday, after companies such as Vedanta Ltd warned of job cuts due to low world prices and rising supplies from overseas. (BS)
- ❖ With Make in India the new mantra for defence manufacturing, the government has decided against importing equipment unless it is impossible to make it at home and this thrust on indigenisation will reflect in the new Defence Procurement Procedure (DPP), sources said. (BS)
- ❖ The central government is working on for introduction of an agriculture crop income insurance, for the benefit of the farmers, said Union Minister of Urban Development, Housing and Urban Poverty Alleviation and Parliamentary Affairs, M Venkaiah Naidu. (BS)
- ❖ The third round of coal auction will begin this Tuesday and 22 applications from companies including Hindalco, Vedanta, JSW Steel and SAIL have cleared the initial stages for a total of five mines on block. (BS)
- ❖ The Centre is trying to talk to various countries including Canada and some of the African countries to know whether there is a possibility to barter the surplus sugar available in India with the pulses in those countries, said Union Minister of State, Commerce & Industry (Independent Charge) Nirmala Sitharaman. (BS)
- ❖ The economy is showing signs of a turnaround, albeit moderately, on the back of continued policy actions, implementation and enhanced business and consumer confidence, says a CII ASCON survey that tracks the growth of industrial and services sectors. (BS)
- ❖ Despite the Free Trade Agreement talks with the European Union being in limbo, India has received an impressive \$24 billion in Foreign Direct Investment from the 28-nation bloc over the last three years. (BS)

## Domestic News

- ❖ Indian Angel Network (IAN) has invested an undisclosed amount in Saahas Waste Management Private Limited, a Bengaluru-based social enterprise with a focus on decentralised waste management processes through which waste is converted to resources. (BS)
- ❖ India's largest automaker Tata Motors on Friday said its net profit for the June quarter dropped 49 % on an annual basis to Rs 2769 crore, largely on account of lower sales volumes for Jaguar and Land Rover (JLR) in China. (BS)
- ❖ Hyderabad will play host to August Fest, an international startup conference, from August 29, 2015. (BS)

Global Forex	Closing	Chg	% Chg
EUR-USD	1.0967	0.0002	0.02
GBP-USD	1.5490	0.0001	0.01
USD-JPY	124.35	0.0700	0.06

Bond Markets	Closing	Chg
10-yr bond	7.95	-0.30 bps
Interbank call	7.12	3.45 bps



## Domestic News (Cont...)

❖ United Spirits Ltd, majority owned by Diageo plans to revamp 15 'power' brands including McDowell's No 1, Antiquity and Signature as it increasingly focuses on selling premium products to consumers. (BS)

❖ Corporation Bank said its net profit fell by 11.75 per cent to Rs 204.26 crore during the first quarter ended June 30. (BS)

❖ Quarterly profit at Tata Motors Ltd, India's top automaker by revenue, fell for the fourth consecutive quarter, as sales of its sleek Jaguar saloons and sporty Range Rovers dipped in China, the world's biggest car market. (BS)

❖ RainCan, a Pune-based grocery e-commerce startup, is in talks with venture capitalists and angel investors to raise \$1 million (Rs 6.4 crore approx). (BS)

❖ Vedanta-controlled Bharat Aluminium Company (Balco) Limited would shut down its rolling mill as the crisis in the company reportedly deepened following recession in the sector. (BS)

❖ State-run Neyveli Lignite Corporation (NLC) reported a 9.83 per cent rise in its standalone net profit at Rs 366.90 crore for the quarter ended June 30, on the back of higher income. (BS)

❖ State-run power equipment maker Bharat Heavy Electricals Ltd (BHEL) reported a 82.48% plunge in standalone net profit at Rs 33.89 crore for the quarter ended June 30, due to lower sales. (BS)

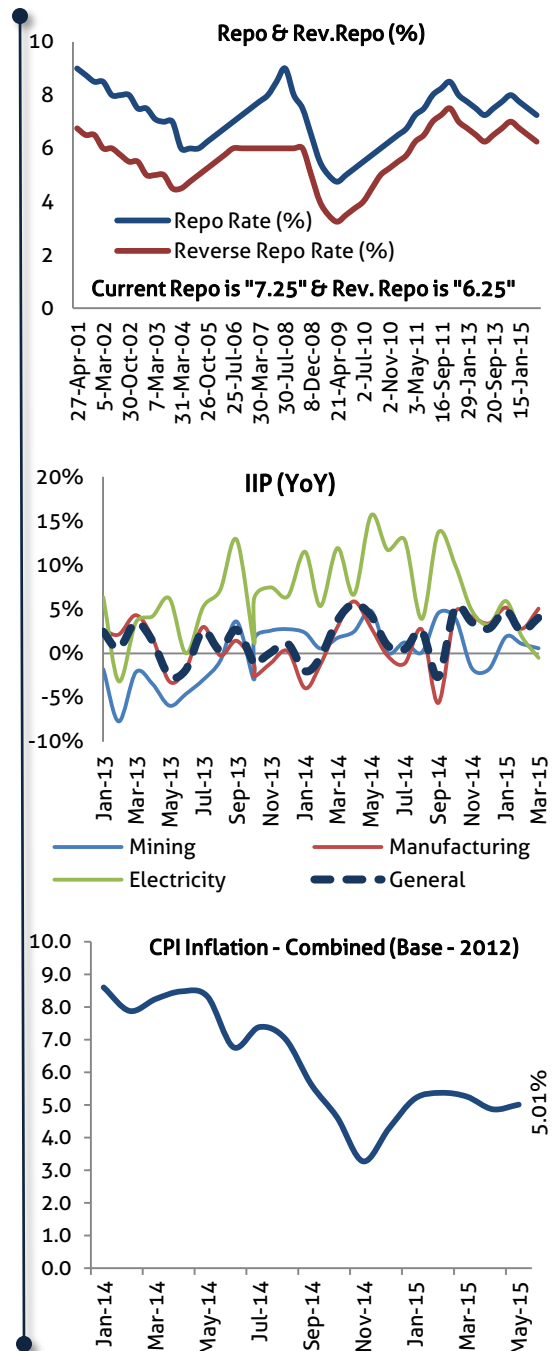
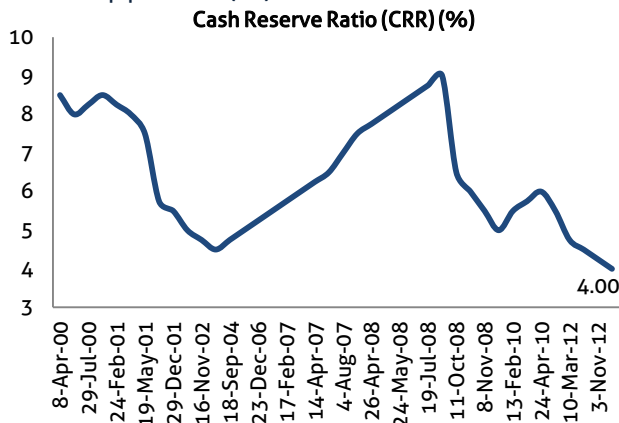
❖ Aditya Birla Group firm Grasim Industries Ltd's consolidated net profit declined marginally by 0.51 per cent to Rs 484.67 crore for the first quarter ended June 30. (BS)

❖ Future Retail Ltd posted a steep decline of 90.82 per cent in its standalone net profit at Rs 6.10 crore for the first quarter ended June 30. (BS)

❖ State-run BHEL said it has commissioned a 500 MW Unit of NTPC's Vindhyachal Super Thermal Power Station in Madhya Pradesh. (BS)

❖ Weighed down by lack of new products in the passenger vehicle space and drastic fall in demand for tractors, Mahindra & Mahindra posted 3.4% fall in net profit for the quarter ended June 30, 2015. (BS)

❖ The country's largest carmaker Maruti Suzuki India will have a "high number of new model launches" in this fiscal, including a compact sport utility vehicle (SUV), as it looks to consolidate its leadership position. (BS)



## Bulk Deal - NSE

Date	Security Name	Client Name	Buy/Sell	Traded Qty.	Price
7-Aug-15	V-Guard Industries Limite	EMBLEM FII	SELL	201365	1010.0
7-Aug-15	Unitech Ltd	ADROIT SHARE & STOCK BROKER PVT. LTD.	BUY	13413113	7.8
7-Aug-15	Subex Limited	QVT MAURITIUS WEST FUND - FCCB A/C	SELL	5300000	15.2
7-Aug-15	Rico Auto Industries Ltd	SI INVESTMENTS AND BROKING PRIVATE LIMITED	BUY	800000	59.1
7-Aug-15	Shyam Century Ferrous Ltd	NARANTAK DEALCOMM LTD.	BUY	3300000	6.5

## Bulk Deal - BSE

Date	Security Name	Client Name	Buy/Sell	Traded Qty.	Price
7-Aug-15	VGUARD	EMBLEM FII	S	198,635	1010.0
7-Aug-15	VIPUL	SUNDRM CONSULTANTS PRIVATE LIMITED	S	900,000	46.5
7-Aug-15	SHAILY	MOTIKA LIMITED	S	88,628	435.5
7-Aug-15	SALZER	EM RESURGENT FUND	S	73,368	301.6
7-Aug-15	AVONORG	VIVID FINANCE & HOLDINGS PVT LTD	B	150,000	47.7

## Corporate Actions

Scrip Code	Scrip Name	Ex-Date	Purpose	Record Date
500049	BEL	10-Aug-15	Final Dividend - Rs. - 23.2000	-
502820	DCM	10-Aug-15	Final Dividend - Rs. - 1.5000	-
517206	LUMAXIND	10-Aug-15	Dividend - Rs. - 5.5000	-
500294	NAGARCON	10-Aug-15	Dividend - Rs. - 0.4000	-
526433	ASMTEC	11-Aug-15	Final Dividend - Rs. - 0.8000	-
500087	CIPLA	11-Aug-15	Dividend - Rs. - 2.0000	-
524818	DYNAMIND	11-Aug-15	Dividend - Rs. - 1.0000	-
533192	KCPSUGIND	11-Aug-15	Dividend - Rs. - 0.1000	-
532400	KPIT	11-Aug-15	Dividend - Rs. - 1.1000	-
524580	PRIYALT	11-Aug-15	Dividend - Rs. - 1.0000	-
500113	SAIL	11-Aug-15	Final Dividend - Rs. - 0.2500	-
523116	SANCTRN	11-Aug-15	Dividend - Rs. - 2.7000	-
531161	ABMKNO	12-Aug-15	Final Dividend - Rs. - 2.0000	-
500042	BASF	12-Aug-15	Dividend - Rs. - 4.0000	-
509438	BENARAS	12-Aug-15	Dividend - Rs. - 20.0000	-
524790	EVERESTO	12-Aug-15	Reduction of Capital	13-Aug-15
524342	INDOBORAX	12-Aug-15	Final Dividend - Rs. - 1.5000	-
532796	LUMAXTECH	12-Aug-15	Dividend - Rs. - 7.0000	-
526235	MERCATOR	12-Aug-15	Dividend - Rs. - 0.2000	-
502420	ORIENTPPR	12-Aug-15	Dividend - Rs. - 0.1000	-
533758	APLAPOLLO	13-Aug-15	Dividend - Rs. - 6.0000	-
532454	BHARTIARTL	13-Aug-15	Final Dividend - Rs. - 2.2200	-

## Global Economic Calendar

Date	Curr.	Event	Actual	Forecast	Previous
10-Aug-15	JPY	Current Account n.s.a. (Jun)		0.774T	1.881T
10-Aug-15	JPY	Household Confidence (Jul)			41.7
11-Aug-15	GBP	BRC Retail Sales Monitor (YoY) (Jul)			1.80%
11-Aug-15	USD	NFIB Small Business Optimism (Jul)			94.1
11-Aug-15	USD	Nonfarm Productivity (QoQ) (Q2)		1.00%	-3.10%
11-Aug-15	USD	Wholesale Inventories (MoM) (Jun)		0.30%	0.80%
12-Aug-15	JPY	Industrial Production (MoM) (Jun)			0.80%
12-Aug-15	CNY	Industrial Production (YoY) (Jul)		6.60%	6.80%
12-Aug-15	GBP	Claimant Count Change (Jul)			7.0K
12-Aug-15	GBP	Unemployment Rate (Jun)			5.60%
12-Aug-15	EUR	Industrial Production (YoY) (Jun)			1.60%
12-Aug-15	USD	MBA 30-Year Mortgage Rate			
12-Aug-15	USD	Federal Budget Balance (Jul)		-103.0B	51.8B
13-Aug-15	GBP	RICS House Price Balance (Jul)			40%
13-Aug-15	USD	Import Price Index (MoM) (Jul)		-0.80%	-0.10%
13-Aug-15	USD	Retail Sales (MoM) (Jul)		0.40%	-0.30%
13-Aug-15	USD	Initial jobless claims			40.3
13-Aug-15	USD	Business Inventories (MoM) (Jun)		0.30%	0.30%
14-Aug-15	EUR	CPI (YoY) (Jul)		0.20%	0.20%
14-Aug-15	EUR	GDP (YoY) (Q2)		1.30%	1.00%
14-Aug-15	USD	PPI (YoY) (Jul)			-0.70%
14-Aug-15	USD	Industrial Production (MoM) (Jul)		0.30%	0.20%
14-Aug-15	USD	Michigan Consumer Sentiment (Aug)		95	93.1

## Indian Economic Calendar

Date	Curr.	Event	Actual	Forecast	Previous
12-Aug-15	INR	CPI (YoY) (Jul)			5.40%
12-Aug-15	INR	Industrial Production (YoY) (Jun)			2.70%
14-Aug-15	INR	WPI Inflation (YoY) (Jul)			-2.40%

**Disclosure**

- The Research Analysts and /or Ashika Stock Broking Limited do hereby certify that all the views expressed in this research report accurately reflect their views about the subject issuer(s) or securities. Moreover, they also certify the followings:-
- The Research Analyst or Ashika Stock Broking Limited or his/its Associates or his/its relative, has any financial interest in the subject company(ies) covered in this report. **No**
- The Research Analyst or Ashika Stock Broking Limited or his/its Associates or his/its relative, have actual/beneficial ownership of 1% or more in the subject company, at the end of the month immediately preceding the date of the publication of the research report. **No**
- The Research Analyst or Ashika Stock Broking Limited or his/its Associates or his/its relatives has any material conflict of interest at the time of publication of the research report. **No**
- The Research Analyst or Ashika Stock Broking Limited or his/its Associates have received compensation for investment banking or merchant banking or brokerage services or for product other than for investment banking or merchant banking or brokerage services from the companies covered in this report in the past 12 months. **No**
- The Research Analyst or Ashika Stock Broking Limited or his/its Associates have managed or co managed in the previous 12 months any private or public offering of securities for the company(ies) covered in this report. **No**
- The Research Analyst or Ashika Stock Broking Limited or his/its Associates have received any compensation or other benefits from the company(ies) covered in this report or any third party in connection with the Research Report. **No**
- The Research Analyst has served as an officer, director or employee of the company(ies) covered in the research report. **No**
- The Research Analyst or Ashika Stock Broking Limited has been engaged in Market making activity of the company(ies) covered in the research report. **No**

**Disclaimer**

This report is for the personal information of the authorized recipient and does not construe to be any investment, legal or taxation advice to you. Ashika Stock Broking Ltd. is not soliciting any action based upon it. This report is not for public distribution and has been furnished to you solely for your information and should not be reproduced or redistributed to any other person in any form. The report is based upon information that we consider reliable, but we do not represent that it is accurate or complete, and it should not be relied upon such. Ashika Stock Broking Ltd. or any of its affiliates or employees shall not be in anyway responsible for any loss or damage that may arise to any person from any inadvertent error in the information contained in this report. Ashika Stock Broking Ltd., or any of its affiliates or employees do not provide, at any time, any express or implied warranty of any kind, regarding any matter pertaining to this report, including without limitation the implied warranties of merchantability, fitness for a particular purpose, and non-infringement. The recipients of this report should rely on their own investigations.