

Equity	Latest	% Chg	NSE Sect. Indices	Latest	% Chg
Nifty	8526	(0.46)	CNX IT	11574	(0.20)
Sensex	28102	(0.48)	BANK NIFTY	18875	(0.10)
DowJones	17615	1.39	S&P CNX 500	7158	(0.37)
Nasdaq	5102	1.16	CNX FMCG	20790	(0.53)
Hangseng	24826	1.24	CNX REALTY	3478	(0.91)
Shanghai	3924	(0.12)	CNX AUTO	8746	(0.65)
Nikkei	20761	(0.23)	CNX ENERGY	8537	(1.45)
Strait Times	3181	(0.48)	CNX PHARMA	3840	(0.59)
Kospi	2016	0.64	Advances / Declines	BSE	NSE
Taiwan	8492	0.29	Advances	1432	667
FTSE	6736	0.26	Declines	1525	831
CAC	5195	0.79	Unchanged	114	73
DAX	11605	0.99	Total	3071	1571

Nifty Gainers		
Company	Price(Rs)	Chg(%)
BHEL	271.80	2.12
HEROMOTOCO	2700.00	1.43
MARUTI	4500.00	1.06
TCS	2575.00	0.90
BAJAJ-AUTO	2559.00	0.85

Nifty Losers		
Company	Price(Rs)	Chg(%)
ONGC	274.40	(2.99)
TATAMOTORS	383.00	(2.64)
M&M	1354.00	(2.61)
HINDALCO	107.00	(2.33)
CAIRN	163.00	(2.28)

Vol. Shockers	Last Day (Lakh)	2 Wk Avg. (Lakh)	Vol. Ch. (Times)
SIMPLEXINF	2.01	0.2	9
CHAMBLFERT	10.32	1.4	7
GSPL	10.82	1.9	6
BAJAJHLDNG	0.70	0.1	5
AVANTI	0.44	0.1	5

Indian Forex	Closing	Chg	% Chg
USD/INR	63.759	(0.047)	(0.07)
GBP/INR	98.756	(0.169)	(0.17)
EUR/INR	69.880	0.223	0.32
JPY/INR	51.220	0.090	0.18

Precious Metal	Closing	Chg (Rs.)
Gold (Rs/10gm)	24716	90
Silver (Rs/1kg)	34110	325

Commodities	Price	% Chg.
Crude (US\$/BBL)	44.6	2.13
Brent (US\$/BBL)	50.1	3.54
Gold (US/oz)	1097.4	0.49
Silver (US\$/oz)	15.2	2.57
Copper (US\$/MT)	5150.0	0.28
Alum (US\$/MT)	1553.0	(0.22)
Zinc(US\$/MT)	1862.5	0.84

ADR	Cl. Values	% Chg.
ICICI Bank	10.17	0.03
HDFC Bank	63.03	0.04
Infosys	17.69	0.16
Sterlite Inds.	6.22	0.00
Dr. Deddy's Labs	67.73	0.47
Wipro	12.57	0.08
Tata Motors	30.31	0.35

Market Sensor

US market closed more than 1 percent higher on Monday, with the Dow breaking a 7-day losing streak, as a recovery in oil prices and a Warren Buffett acquisition boosted investor sentiment. Dow Jones Industrial Average was up 1.39% or 241.79 points at 17615.17. Nasdaq Composite was up 1.16% or 58.26 points at 5101.80 Standard & Poor's 500 was up 1.28% or 26.61 points at 2104.18.

Indian equity market saw profit booking in the market, delay in implementation of GST Bill and Land acquisition Bill pulled down market. Nifty ended the previous day with a decline of 0.46% or 39.00 at 8525.60. On Monday's trading session, FII's sold Rs.14.43 Cr in cash market and sold net Rs.815.88 in derivative segment. Whereas, DII bought net Rs.50.05 Cr in cash segment.

Global News

❖ Bank of England policymaker David Miles said on Monday he had seen a reasonable case to vote for higher interest rates at his final policy meeting last week but did not find the arguments conclusive. (Reuters)

❖ Singapore's economy contracted in the second quarter as manufacturing activity declined, data showed on Tuesday, and the government narrowed its 2015 growth forecast citing downside risks to global growth. (Reuters)

❖ Greece and its international creditors sought to put final touches to a multi-billion euro bailout accord on Monday to keep the country financially afloat and meet an important debt repayment to the European Central Bank within days. (Reuters)

❖ Chinese banks extended 1.48 trillion yuan (\$238.35 billion) in new yuan loans in July, far exceeding analyst expectations, coming in higher than the previous month's lending of 1.28 trillion yuan. (Reuters)

❖ Economic conditions in the United States have largely returned to normal and a Federal Reserve decision to raise interest rates should come soon, Atlanta Fed President Dennis Lockhart said on Monday. (Reuters)

❖ Bolivia's economy grew 4.6 percent in the first half of 2015 compared with the same period last year and will likely pick up steam in the second half, putting it on track for full-year growth of 5 percent, Economy Minister Luis Arce said on Monday. (Reuters)

Economic News

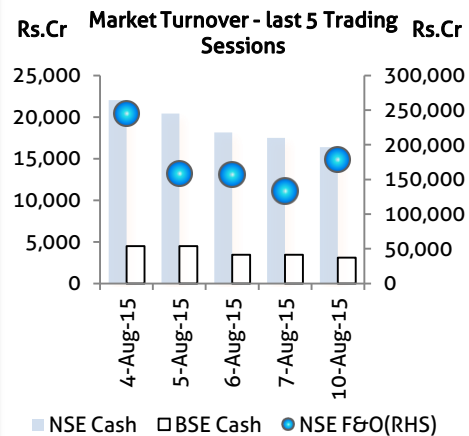
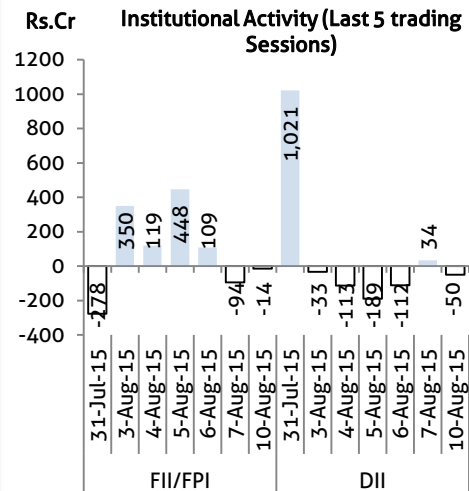
- ❖ The government will tomorrow bring the much-awaited bill on GST for passage in the Rajya Sabha even as doubts persists if the opposition Congress will allow passage of the Constitution Amendment Bill. (BS)
- ❖ Petroleum minister Dharmendra Pradhan on Monday launched High Speed Diesel (HSD) blended with bio-diesel to be used by diesel consumers across retail outlets of the three Oil Marketing Companies (OMCs). This was part of his ministry's celebrations on the World Bio-Fuel Day. (BS)
- ❖ In a first, the Railways has decided to declare its quarterly financial numbers for three months till June, which shows that the national transporter's capital expenditure soared a whopping 134 per cent to Rs 17,734 crore from the projected Rs 13,231 crore. (BS)
- ❖ Maharashtra Chief Minister Devendra Fadnavis has said the proposed port off Dahanu in Palghar district of the state will compete for traffic with Mundra port in Gujarat promoted by industrialist Gautam Adani. (BS)
- ❖ Government has capped the subsidy payout on kerosene at Rs 12 per litre and domestic cooking gas (LPG) at Rs 18 per kg, Oil Minister Dharmendra Pradhan said. (BS)
- ❖ More than 67% of rural households in India still depend on firewood or wood chips for cooking. This is a decline of only 12% over two decades, according to the latest data released by the ministry of statistics. (BS)
- ❖ Central bank governor Raghuram Rajan may have reshaped monetary policy and brought down consumer inflation to the lowest in years, but convincing people like housewife Shaila Pai that prices are under control is proving a tough challenge. (BS)

Domestic News

- ❖ The National Green Tribunal Southern Zonal Bench at Chennai has vacated the interim order issued against ONGC's exploration in certain parts of the State, after both the companies has said that they are not involved in any Coal Bed Methane (CBM) gas project in the Cauvery Delta Basin. (BS)
- ❖ Capital markets regulator Securities and Exchange Board of India has received clarification from Coffee Day Enterprises regarding their proposed initial public offers (IPOs) and global sim card provider Matrix Cellular (International) Services. (BS)
- ❖ While rising medicine prices could bring a frown to the faces of many, it could also present itself as an opportunity for others. An Ahmedabad-based start up Medkart Pharmacy has taken an innovative approach to doing the business of selling medicines. (BS)
- ❖ Indian Oil Corporation Ltd (IOCL) is expecting its new liquefied natural gas (LNG) receiving terminal at Ennore, Tamil Nadu in joint venture with Tamil Nadu Industrial Development Corporation (TIDCO), to be ready by 2018, said the company Chairman B Ashok. (BS)
- ❖ Bharti Airtel said it has reduced rates of its home broadband plans by up to 30 per cent for all new activations as the company won't be charging any premium for higher speed. (BS)
- ❖ Indian Railway Finance Corporation (IRFC) would raise Rs 6,000 crore through tax-free bonds in the current fiscal, Lok Sabha was told. (BS)

Global Forex	Closing	Chg	% Chg
EUR-USD	1.0980	(0.0040)	(0.36)
GBP-USD	1.5568	(0.0025)	(0.16)
USD-JPY	124.71	0.0700	0.06

Bond Markets	Closing	Chg
10-yr bond	7.93	-2.00 bps
Interbank call	7.10	-2.25 bps



Domestic News (Cont...)

❖ Newly listed Adani Transmission Limited registered a net loss of Rs 24.56 crore on standalone basis for the quarter ended June 30, 2015. The power transmission arm of Adani Group saw its standalone income at Rs 30.91 crore for the first quarter of current financial year 2015-16. (BS)

❖ Branded liquor manufacturer Radico Khaitan Ltd. (RKL) posted Rs 22 crore net profit - 20 percent higher on a year on year basis. (BS)

❖ Road construction firm IL&FS Transportation Networks' consolidated net dipped 98% to Rs 2.90 crore for the quarter ended June 30 compared to Rs 137.7 crore in the corresponding quarter previous year. (BS)

❖ Gujarat-based power firm Adani Power Limited (APL) has posted a net loss of Rs 135.1 crore for the quarter ended June 30, 2015 on a standalone basis, improving from the net loss of Rs 179.7 crore in the corresponding period last year, on the back of a marginal increase net income during the quarter under review. (BS)

❖ Adani Ports and Special Economic Zone Ltd (APSEZ) has posted a profit after tax of Rs 619 crore for the quarter ended June 30, 2015, as against a PAT of Rs 505.1 crore in the corresponding quarter last fiscal, up 22.5% on the back of a 23% rise in total income during the quarter. (BS)

❖ Domestic passenger car sales rose 17.47 per cent to 162,022 units in July, from 137,922 units in the same month of last year. (BS)

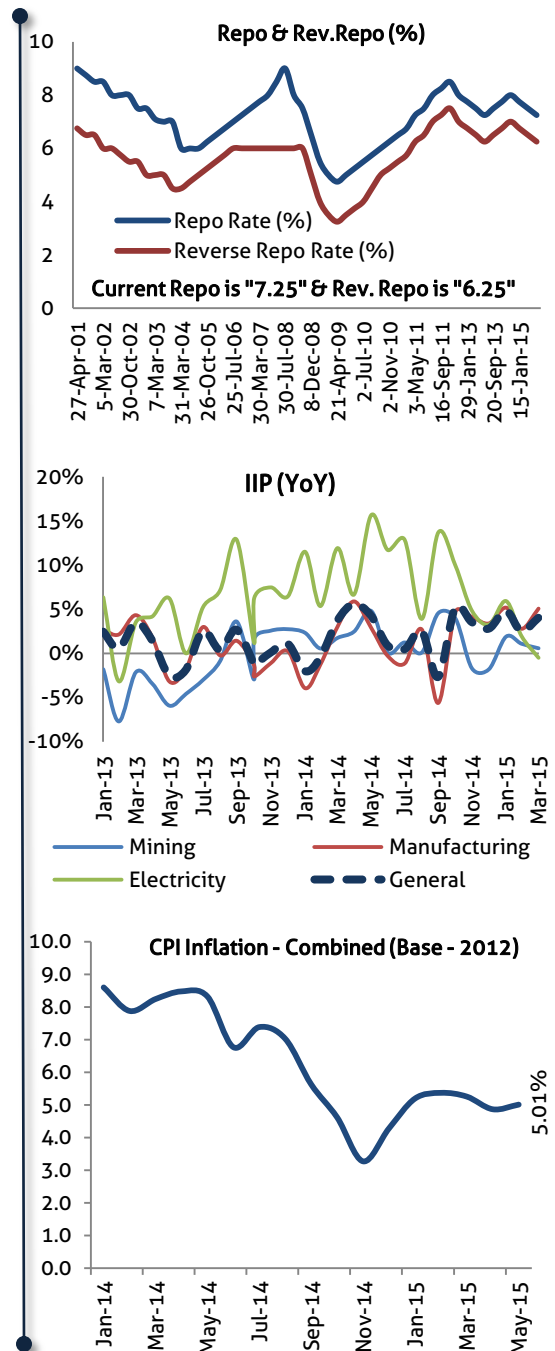
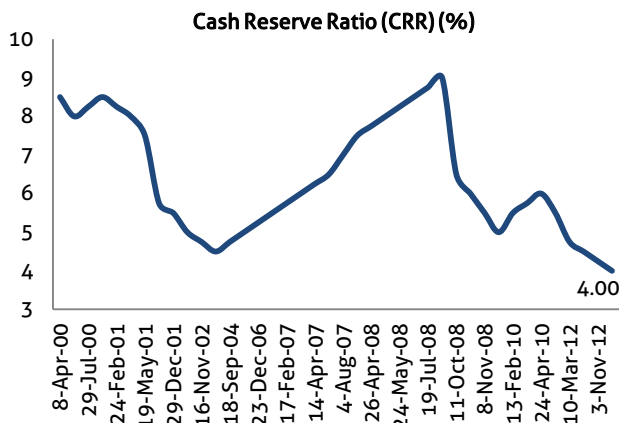
❖ Drug firm Wockhardt reported over five-fold jump in its consolidated net profit at Rs 114.20 crore for the quarter ended June 30, 2015 mainly on account of robust sales. (BS)

❖ Jammu & Kashmir bank reported 22% rise in net profit at Rs 158.76 crore for the first quarter ended June 30, 2015, against Rs 130.05 crore in the corresponding quarter of previous fiscal. (BS)

❖ Sadbhav Engineering reported a 46.2 per cent rise in standalone net profit at Rs 39.47 crore for the June quarter. (BS)

❖ Shares of infrastructure major Jaiprakash Associates slumped nearly seven per cent as the company's standalone net loss widened to Rs 465 crore in the April-June quarter of 2015-16 financial year. (BS)

❖ Sadbhav Engineering said it has won bids for two NHAI projects worth Rs 1,557 crore. (BS)



Bulk Deal - NSE

Date	Security Name	Client Name	Buy/Sell	Traded Qty.	Price
10-Aug-15	Chennai Petroleum Corp	N.K. SECURITIES	SELL	1186892	206.1
10-Aug-15	GHCL Limited	R.B.A.FINANCE & INVT. CO	BUY	1167000	135.6
10-Aug-15	Subex Limited	ADROIT FINANCIAL SERVICES PRIVATE LIMITED	BUY	8786699	17.1
10-Aug-15	Shyam Century Ferrous Ltd	NARANTAK DEALCOMM LTD.	BUY	3810088	6.2
10-Aug-15	Onelife Cap Advisors Ltd	JHAVERI TRADING AND INVESTMENT PVT LTD	SELL	75000	35.3

Bulk Deal - BSE

Date	Security Name	Client Name	Buy/Sell	Traded Qty.	Price
10-Aug-15	NEWINFRA	VISHWAMURTE TRAD INVEST PE LTD	B	2,949,322	27.3
10-Aug-15	SALZER	OCEAN DIAL GATEWAY TO INDIA MAURITIUS LIMITED	S	100,000	304.3
10-Aug-15	PANCM	CLSA GLOBAL MARKETS PTE LTD	S	172,411	60.3
10-Aug-15	NOBPOL	PARESH RAMJIBHAI CHAUHAN	S	60,029	123.3
10-Aug-15	QUANTBUILD	VENKATA RAJEEV RAVI	S	250,000	27.3

Corporate Actions

Scrip Code	Scrip Name	Ex-Date	Purpose	Record Date
526433	ASMTEC	11-Aug-15	Final Dividend - Rs. - 0.8000	-
500087	CIPLA	11-Aug-15	Dividend - Rs. - 2.0000	-
524818	DYNAMIND	11-Aug-15	Dividend - Rs. - 1.0000	-
533192	KCPSUGIND	11-Aug-15	Dividend - Rs. - 0.1000	-
532400	KPIT	11-Aug-15	Dividend - Rs. - 1.1000	-
524580	PRIYALT	11-Aug-15	Dividend - Rs. - 1.0000	-
532735	RSYSTEMS	11-Aug-15	Interim Dividend - Rs. - 3.3000	12-Aug-15
500113	SAIL	11-Aug-15	Final Dividend - Rs. - 0.2500	-
523116	SANCTRN	11-Aug-15	Dividend - Rs. - 2.7000	-
531161	ABMKNO	12-Aug-15	Final Dividend - Rs. - 2.0000	-
500042	BASF	12-Aug-15	Dividend - Rs. - 4.0000	-
509438	BENARAS	12-Aug-15	Dividend - Rs. - 20.0000	-
524790	EVERESTO	12-Aug-15	Reduction of Capital	13-Aug-15
524342	INDOBORAX	12-Aug-15	Final Dividend - Rs. - 1.5000	-
532796	LUMAXTECH	12-Aug-15	Dividend - Rs. - 7.0000	-
526235	MERCATOR	12-Aug-15	Dividend - Rs. - 0.2000	-
502420	ORIENTPPR	12-Aug-15	Dividend - Rs. - 0.1000	-
533758	APLAPOLLO	13-Aug-15	Dividend - Rs. - 6.0000	-
532454	BHARTIARTL	13-Aug-15	Final Dividend - Rs. - 2.2200	-
526881	FINANTECH	13-Aug-15	Interim Dividend - Rs. - 5.0000	14-Aug-15
523672	FLEXFO	13-Aug-15	Dividend - Rs. - 2.2500	-
505710	GRAUWEIL	13-Aug-15	Dividend - Rs. - 0.2200	-

Global Economic Calendar

Date	Curr.	Event	Actual	Forecast	Previous
10-Aug-15	JPY	Current Account n.s.a. (Jun)		0.774T	1.881T
10-Aug-15	JPY	Household Confidence (Jul)			41.7
11-Aug-15	GBP	BRC Retail Sales Monitor (YoY) (Jul)			1.80%
11-Aug-15	USD	NFIB Small Business Optimism (Jul)			94.1
11-Aug-15	USD	Nonfarm Productivity (QoQ) (Q2)		1.00%	-3.10%
11-Aug-15	USD	Wholesale Inventories (MoM) (Jun)		0.30%	0.80%
12-Aug-15	JPY	Industrial Production (MoM) (Jun)			0.80%
12-Aug-15	CNY	Industrial Production (YoY) (Jul)		6.60%	6.80%
12-Aug-15	GBP	Claimant Count Change (Jul)			7.0K
12-Aug-15	GBP	Unemployment Rate (Jun)			5.60%
12-Aug-15	EUR	Industrial Production (YoY) (Jun)			1.60%
12-Aug-15	USD	MBA 30-Year Mortgage Rate			
12-Aug-15	USD	Federal Budget Balance (Jul)		-103.0B	51.8B
13-Aug-15	GBP	RICS House Price Balance (Jul)			40%
13-Aug-15	USD	Import Price Index (MoM) (Jul)		-0.80%	-0.10%
13-Aug-15	USD	Retail Sales (MoM) (Jul)		0.40%	-0.30%
13-Aug-15	USD	Initial jobless claims			40.3
13-Aug-15	USD	Business Inventories (MoM) (Jun)		0.30%	0.30%
14-Aug-15	EUR	CPI (YoY) (Jul)		0.20%	0.20%
14-Aug-15	EUR	GDP (YoY) (Q2)		1.30%	1.00%
14-Aug-15	USD	PPI (YoY) (Jul)			-0.70%
14-Aug-15	USD	Industrial Production (MoM) (Jul)		0.30%	0.20%
14-Aug-15	USD	Michigan Consumer Sentiment (Aug)		95	93.1

Indian Economic Calendar

Date	Curr.	Event	Actual	Forecast	Previous
12-Aug-15	INR	CPI (YoY) (Jul)			5.40%
12-Aug-15	INR	Industrial Production (YoY) (Jun)			2.70%
14-Aug-15	INR	WPI Inflation (YoY) (Jul)			-2.40%

Disclosure

- The Research Analysts and /or Ashika Stock Broking Limited do hereby certify that all the views expressed in this research report accurately reflect their views about the subject issuer(s) or securities. Moreover, they also certify the followings:-
- The Research Analyst or Ashika Stock Broking Limited or his/its Associates or his/its relative, has any financial interest in the subject company(ies) covered in this report. **No**
- The Research Analyst or Ashika Stock Broking Limited or his/its Associates or his/its relative, have actual/beneficial ownership of 1% or more in the subject company, at the end of the month immediately preceding the date of the publication of the research report. **No**
- The Research Analyst or Ashika Stock Broking Limited or his/its Associates or his/its relatives has any material conflict of interest at the time of publication of the research report. **No**
- The Research Analyst or Ashika Stock Broking Limited or his/its Associates have received compensation for investment banking or merchant banking or brokerage services or for product other than for investment banking or merchant banking or brokerage services from the companies covered in this report in the past 12 months. **No**
- The Research Analyst or Ashika Stock Broking Limited or his/its Associates have managed or co managed in the previous 12 months any private or public offering of securities for the company(ies) covered in this report. **No**
- The Research Analyst or Ashika Stock Broking Limited or his/its Associates have received any compensation or other benefits from the company(ies) covered in this report or any third party in connection with the Research Report. **No**
- The Research Analyst has served as an officer, director or employee of the company(ies) covered in the research report. **No**
- The Research Analyst or Ashika Stock Broking Limited has been engaged in Market making activity of the company(ies) covered in the research report. **No**

Disclaimer

This report is for the personal information of the authorized recipient and does not construe to be any investment, legal or taxation advice to you. Ashika Stock Broking Ltd. is not soliciting any action based upon it. This report is not for public distribution and has been furnished to you solely for your information and should not be reproduced or redistributed to any other person in any form. The report is based upon information that we consider reliable, but we do not represent that it is accurate or complete, and it should not be relied upon such. Ashika Stock Broking Ltd. or any of its affiliates or employees shall not be in anyway responsible for any loss or damage that may arise to any person from any inadvertent error in the information contained in this report. Ashika Stock Broking Ltd., or any of its affiliates or employees do not provide, at any time, any express or implied warranty of any kind, regarding any matter pertaining to this report, including without limitation the implied warranties of merchantability, fitness for a particular purpose, and non-infringement. The recipients of this report should rely on their own investigations.