

Equity	Latest	% Chg	NSE Sect. Indices	Latest	% Chg
Nifty	8462	(0.74)	CNX IT	11711	1.19
Sensex	27866	(0.84)	BANK NIFTY	18617	(1.37)
DowJones	17403	(1.21)	S&P CNX 500	7101	(0.79)
Nasdaq	5037	(1.27)	CNX FMCG	20663	(0.61)
Hangseng	24152	(1.41)	CNX REALTY	3425	(1.51)
Shanghai	3914	(0.36)	CNX AUTO	8619	(1.44)
Nikkei	20495	(1.09)	CNX ENERGY	8475	(0.73)
Strait Times	3078	(2.39)	CNX PHARMA	3807	(0.87)
Kospi	1956	(1.56)	<b>Advances / Declines</b>	<b>BSE</b>	<b>NSE</b>
Taiwan	8278	(1.38)	Advances	956	378
FTSE	6665	(1.06)	Declines	1934	1123
CAC	5099	(1.86)	Unchanged	101	48
DAX	11294	(2.68)	Total	2991	1549

Nifty Gainers		
Company	Price(Rs)	Chg(%)
INFY	1115.00	2.67
TECHM	541.90	2.06
BOSCHLTD	26555.00	2.03
ZEEL	416.00	1.56
TCS	2600.80	1.12

Nifty Losers		
Company	Price(Rs)	Chg(%)
TATASTEEL	247.30	(5.30)
SBIN	267.90	(5.25)
TATAMOTORS	367.85	(4.63)
HINDALCO	103.25	(4.22)
COALINDIA	392.70	(3.74)

Vol. Shockers	Last Day (Lakh)	2 Wk Avg. (Lakh)	Vol. Ch. (Times)
TRENT	2.56	0.3	9
TITAN	196.55	22.3	9
ZYDUSWELL	1.45	0.2	8
ECLERX	0.38	0.1	6
AEGISLOG	1.54	0.3	6

Indian Forex	Closing	Chg	% Chg
USD/INR	64.173	0.414	0.65
GBP/INR	99.847	1.091	1.10
EUR/INR	70.360	0.480	0.69
JPY/INR	51.370	0.150	0.29

Precious Metal	Closing	Chg (Rs.)
Gold (Rs/10gm)	25144	428
Silver (Rs/1kg)	35195	1085

Commodities	Price	% Chg.
Crude (US\$/BBL)	43.0	(3.52)
Brent (US\$/BBL)	48.9	(2.38)
Gold (US/oz)	1110.4	1.18
Silver (US\$/oz)	15.2	0.07
Copper (US\$/MT)	5140.0	(0.19)
Alum (US\$/MT)	1547.0	(0.39)
Zinc(US\$/MT)	1832.0	(1.64)

ADR	Cl. Values	% Chg.
ICICI Bank	9.90	(0.27)
HDFC Bank	62.30	(0.73)
Infosys	17.46	(0.23)
Sterlite Inds.	6.22	0.00
Dr. Deddy's Labs	66.23	(1.50)
Wipro	12.30	(0.27)
Tata Motors	28.46	(1.85)

## Market Sensor

US market closed lower by about 1 percent on Tuesday after an unexpected move overnight by the People's Bank of China to depreciate the yuan by nearly 2 percent. Dow Jones Industrial Average was down 1.21% or 212.33 points at 17402.84. Nasdaq Composite was down 1.27% or 65.01 points at 5036.79. Standard & Poor's 500 was down 0.96% or 20.11 points at 2084.07.

Indian equity market lost nearly a percent on concern over GST Bill approval in the upper house of Parliament further as China devalued its currency the most in two decades. Nifty ended the previous day with a decline of 0.74% or 63.25 at 8462.35. On Tuesday's trading session, FII's sold Rs.736.81 Cr in cash market and bought net Rs.277.54 in derivative segment. Whereas, DII bought net Rs.130.74 Cr in cash segment.

## Global News

- ❖ U.S. wholesale inventories rose more than expected in June, the latest indication that the economy grew at a faster pace in the second quarter than reported last month. (CNBC)
- ❖ U.S. nonfarm productivity rebounded in the second quarter, but a weak underlying trend suggested inflation could pick up more quickly than economists have anticipated. (CNBC)
- ❖ U.S. small business confidence rebounded in July from a 15-month low as owners anticipated solid sales and inventory growth, providing another boost to the economic outlook for the third quarter. (CNBC)
- ❖ Greece and its international lenders reached a multi-billion euro bailout agreement on Tuesday after talking through the night, officials said, potentially saving the country from financial ruin. (Reuters)
- ❖ China's yuan hit a four-year low on Wednesday, slipping further a day after authorities devalued the yuan in a move that sparked fears of a global currency war and raised concerns that Beijing was looking to support its struggling exporters. (Reuters)

## Economic News

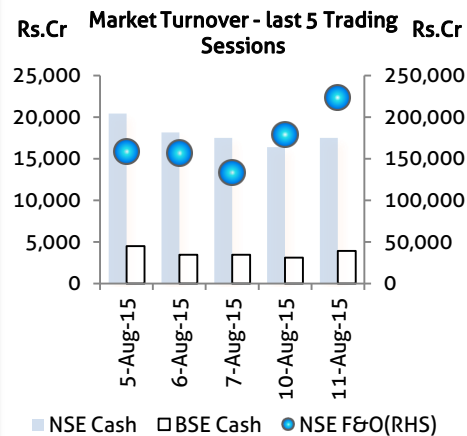
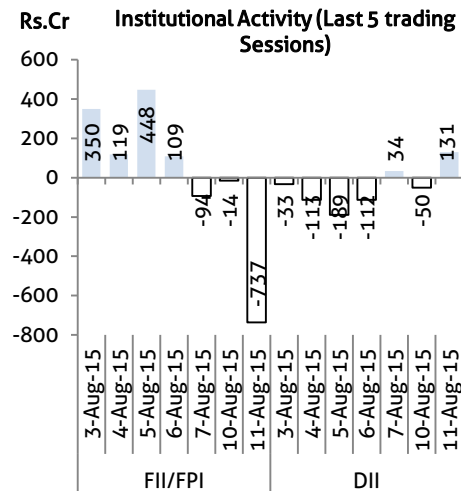
- ❖ India's indirect collections rose by 39.1 per cent in July on account of sharp pick up in excise mop up, data released by the ministry of finance showed on Tuesday. (BS)
- ❖ The third phase of coal auction started with two non-power blocks going under the hammer. Marki Mangli-I in Maharashtra and Bhaskarpara in Chhattisgarh were put for e-auction by the ministry of coal on the mstcecommerce.com web portal. (BS)
- ❖ Clearing the air over the new Gross Domestic Product (GDP) numbers, National Statistical Commission (NSC) chairman Pronab Sen said that Central Statistics Office (CSO) is following the correct methodology for computing national accounts and is on the right track. (BS)
- ❖ The government has decided to boost ethanol production by making 10 per cent blending with petrol mandatory from the next year starting October 2015 in its efforts to resolve the sugar imbroglio. (BS)
- ❖ The mines ministry is likely to decide the rates for local benefit sharing by the end of this month, said a senior government official. (BS)
- ❖ Retail inflation likely cooled in July as food prices stayed in check, while factory output grew slightly faster in June, a Reuters poll found this week. (BS)
- ❖ The third phase of coal auction started, with companies such as Jindal Steel and Power (JSPL) and Godawari Natural Resources queuing up for the two mines on offer on Day 1. (BS)
- ❖ Moody's Investors Service said India's future sovereign credit profile is more exposed to negative effect of drought, but the steps taken by the government, if sustained over the next 2-3 years, could have a mitigating influence. (BS)
- ❖ Global rating agency Moody's said that India's sovereign credit profile is more exposed to the negative effects of drought than those of most Baa-rated sovereigns. (BS)
- ❖ Andhra Pradesh government is planning to have a mobile handset manufacturing base that can address up to 20 per cent of the mobile phonedemand in India. (BS)
- ❖ In order to compensate farmers for the loss of bonus on minimum support price, the Madhya Pradesh government has reached final stage before it announces short-term farm loans at minus 10 per cent rate of interest. (BS)

## Domestic News

- ❖ Central transmission utility PowerGrid Corporation of India's net rose by 20% to Rs 1,367 crore for the first quarter ended June 30 against Rs 1,137 crore during the corresponding quarter ended previous year. (BS)
- ❖ Anil Ambani-promoted Reliance Power witnessed a jump of 41% in its net profit to Rs 344 crore during the first quarter of FY16. The company's total income increased to Rs 2,864 crore in Q1FY16, up by 58% during the corresponding period last financial. (BS)
- ❖ Tata Steel on Tuesday posted a 17% drop in consolidated net sales for the April-June quarter, as a flood of cheaper imports hit steel prices. (BS)
- ❖ The Union mines ministry has stressed on DGPS (Differential Global Positioning System) survey of Kutrumali and Sijimali bauxite deposits before grant of mining lease (ML) to engineering & construction major Larsen & Toubro (L&T). (BS)

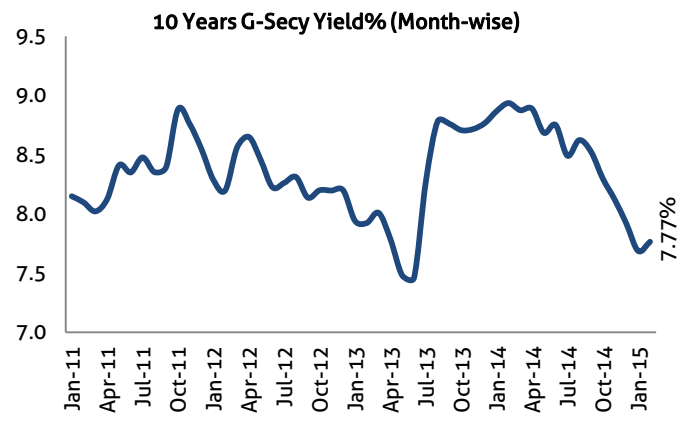
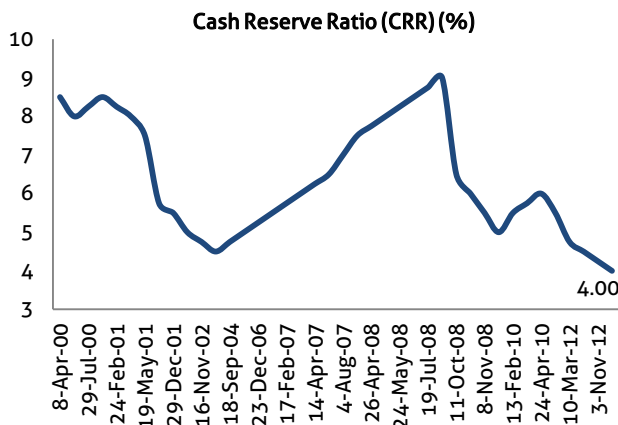
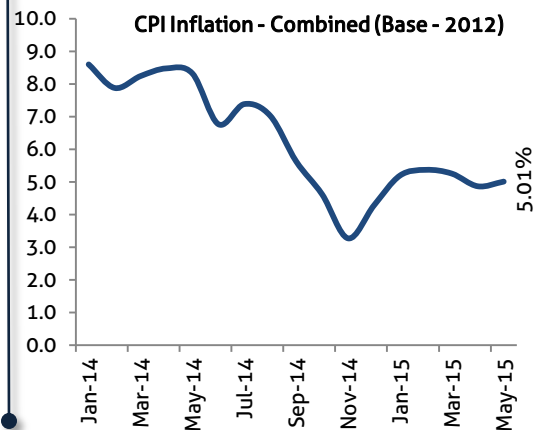
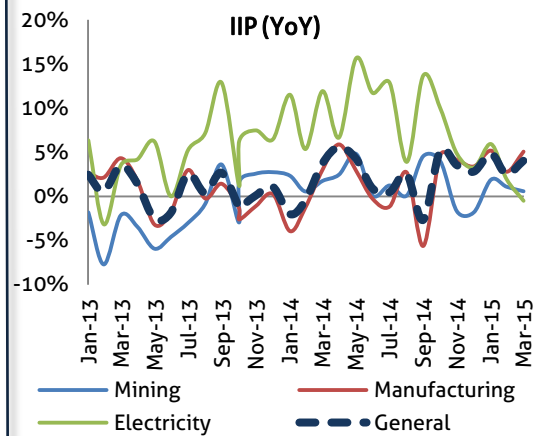
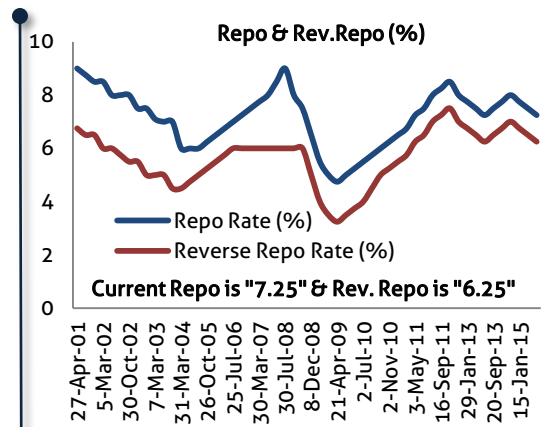
Global Forex	Closing	Chg	% Chg
EUR-USD	1.1053	0.0010	0.10
GBP-USD	1.5559	(0.0013)	(0.08)
USD-JPY	125.21	0.0800	0.06

Bond Markets	Closing	Chg
10-yr bond	7.94	0.90 bps
Interbank call	7.09	-0.45 bps



## Domestic News (Cont...)

- ❖ Country largest lender State Bank of India posted a 10.25% growth in net profit at Rs 3.692 crore for the first quarter ended June 2015 on substantial rise in other income comprising fees, commissions etc. (BS)
- ❖ Indian Oil Corporation, the biggest marketer of petroleum products in India, is on the government agenda for disinvestment. (BS)
- ❖ Auto systems and technology maker Bosch Ltd reported a 12% rise in first quarter profit at Rs 344 crore due to lower depreciation, higher treasury income and control on budgetary expenses. (BS)
- ❖ Flagship company of the Ahmedabad-based conglomerate Adani Group, the Adani Enterprises Limited (AEL) registered a standalone net profit of Rs 69.81 crore for the quarter ended June 30, 2015. (BS)
- ❖ The Great Eastern Shipping Company (G.E. Shipping) said it has signed a contract to sell a new Kamsarmax Dry Bulk Carrier "Jag Aakash" (81,600 dwt). (BS)
- ❖ Larsen and Toubro said it has appointed former Infosys executive Sanjay Jalona as the Managing Director and CEO of its IT arm, L&T Infotech. (BS)
- ❖ Shree Uttam Steel and Power Ltd, a part of Uttam Galva Group and POSCO Korea, are going to set up an integrated steel manufacturing facility under a joint venture (JV) arrangement in Maharashtra. (BS)
- ❖ Infosys co-founder and former chief executive S.D. Shibulal joined as chairman of The Tamara, a hospitality venture promoted by his wife Shruti, the company said on Tuesday. (BS)
- ❖ India saw a record high 26.5 million smartphones shipped in the second quarter of the year, according to the latest data from IDC. (BS)
- ❖ Yamaha Motor India has launched YZF R3, a 321cc, liquid-cooled, twin cylinder, 4-stroke performance motorcycle at Rs 3.25 lakh (ex-showroom, Delhi). (BS)
- ❖ Auto component maker Bosch posted 12.08 per cent rise in its net profit at Rs 343.74 crore for the quarter ended June 30, 2015. (BS)



## Bulk Deal - NSE

Date	Security Name	Client Name	Buy/Sell	Traded Qty.	Price
11-Aug-15	Syngene International Ltd	COLUMBIA PACIFIC ASIA FUND	BUY	1750000	309.8
11-Aug-15	Chennai Petroleum Corp	N.K. SECURITIES	SELL	792160	230.8
11-Aug-15	Subex Limited	ADROIT FINANCIAL SERVICES PRIVATE LIMITED	SELL	4573598	17.7
11-Aug-15	Garware Wall Ropes Ltd.	ACACIA PARTNERS L.P	SELL	127000	305.1
11-Aug-15	TVS Electronics Limited	FINCO CAPITAL MANAGEMENT P LTD	BUY	120595	87.7

## Bulk Deal - BSE

Date	Security Name	Client Name	Buy/Sell	Traded Qty.	Price
11-Aug-15	TITAN	TATA STEEL LIMITED	S	19,387,920	329.4
11-Aug-15	TRENT	HDFC MIDCAP OPPORTUNITIES FUND	B	249,800	1325.0
11-Aug-15	KIRANVYPAR	DELHI IRON AND STEEL COMPANY PRIVATE LIMITED	S	130,000	108.3
11-Aug-15	PINCON	GAURAV BHANDARI	S	69,000	188.0
11-Aug-15	SELMCL	RKR INVESTMENTS SERVICES	S	2,500,001	4.2

## Corporate Actions

Scrip Code	Scrip Name	Ex-Date	Purpose	Record Date
531161	ABMKNO	12-Aug-15	Final Dividend - Rs. - 2.0000	-
500042	BASF	12-Aug-15	Dividend - Rs. - 4.0000	-
509438	BENARAS	12-Aug-15	Dividend - Rs. - 20.0000	-
524790	EVERESTO	12-Aug-15	Reduction of Capital	13-Aug-15
524342	INDOBORAX	12-Aug-15	Final Dividend - Rs. - 1.5000	-
532796	LUMAXTECH	12-Aug-15	Dividend - Rs. - 7.0000	-
526235	MERCATOR	12-Aug-15	Dividend - Rs. - 0.2000	-
502420	ORIENTPPR	12-Aug-15	Dividend - Rs. - 0.1000	-
533758	APLAPOLLO	13-Aug-15	Dividend - Rs. - 6.0000	-
532454	BHARTIARTL	13-Aug-15	Final Dividend - Rs. - 2.2200	-
526881	FINANTECH	13-Aug-15	Interim Dividend - Rs. - 5.0000	14-Aug-15
523672	FLEXFO	13-Aug-15	Dividend - Rs. - 2.2500	-
505710	GRAUWEIL	13-Aug-15	Dividend - Rs. - 0.2200	-
532129	HEXAWARE	13-Aug-15	Interim Dividend - Rs. - 2.0000	14-Aug-15
532209	J&KBANK	13-Aug-15	Dividend - Rs. - 2.1000	-
532054	KDDL	13-Aug-15	Dividend - Rs. - 2.0000	-
523792	MAZDALTD	13-Aug-15	Dividend - Rs. - 6.0000	-
520059	MUNJALAU	13-Aug-15	Dividend - Rs. - 2.5000	-
534425	SPECIALITY	13-Aug-15	Dividend - Rs. - 1.0000	-
580001	STAN	13-Aug-15	Interim Dividend - Rs. -	14-Aug-15
526586	WIMPLAST	13-Aug-15	Final Dividend - Rs. - 10.0000	-
523716	ASHIANA	14-Aug-15	Dividend - Rs. - 0.5000	-

## Global Economic Calendar

Date	Curr.	Event	Actual	Forecast	Previous
10-Aug-15	JPY	Current Account n.s.a. (Jun)		0.774T	1.881T
10-Aug-15	JPY	Household Confidence (Jul)			41.7
11-Aug-15	GBP	BRC Retail Sales Monitor (YoY) (Jul)			1.80%
11-Aug-15	USD	NFIB Small Business Optimism (Jul)			94.1
11-Aug-15	USD	Nonfarm Productivity (QoQ) (Q2)		1.00%	-3.10%
11-Aug-15	USD	Wholesale Inventories (MoM) (Jun)		0.30%	0.80%
12-Aug-15	JPY	Industrial Production (MoM) (Jun)			0.80%
12-Aug-15	CNY	Industrial Production (YoY) (Jul)		6.60%	6.80%
12-Aug-15	GBP	Claimant Count Change (Jul)			7.0K
12-Aug-15	GBP	Unemployment Rate (Jun)			5.60%
12-Aug-15	EUR	Industrial Production (YoY) (Jun)			1.60%
12-Aug-15	USD	MBA 30-Year Mortgage Rate			
12-Aug-15	USD	Federal Budget Balance (Jul)		-103.0B	51.8B
13-Aug-15	GBP	RICS House Price Balance (Jul)			40%
13-Aug-15	USD	Import Price Index (MoM) (Jul)		-0.80%	-0.10%
13-Aug-15	USD	Retail Sales (MoM) (Jul)		0.40%	-0.30%
13-Aug-15	USD	Initial jobless claims			40.3
13-Aug-15	USD	Business Inventories (MoM) (Jun)		0.30%	0.30%
14-Aug-15	EUR	CPI (YoY) (Jul)		0.20%	0.20%
14-Aug-15	EUR	GDP (YoY) (Q2)		1.30%	1.00%
14-Aug-15	USD	PPI (YoY) (Jul)			-0.70%
14-Aug-15	USD	Industrial Production (MoM) (Jul)		0.30%	0.20%
14-Aug-15	USD	Michigan Consumer Sentiment (Aug)		95	93.1

## Indian Economic Calendar

Date	Curr.	Event	Actual	Forecast	Previous
12-Aug-15	INR	CPI (YoY) (Jul)			5.40%
12-Aug-15	INR	Industrial Production (YoY) (Jun)			2.70%
14-Aug-15	INR	WPI Inflation (YoY) (Jul)			-2.40%

**Disclosure**

- The Research Analysts and /or Ashika Stock Broking Limited do hereby certify that all the views expressed in this research report accurately reflect their views about the subject issuer(s) or securities. Moreover, they also certify the followings:-
- The Research Analyst or Ashika Stock Broking Limited or his/its Associates or his/its relative, has any financial interest in the subject company(ies) covered in this report. **No**
- The Research Analyst or Ashika Stock Broking Limited or his/its Associates or his/its relative, have actual/beneficial ownership of 1% or more in the subject company, at the end of the month immediately preceding the date of the publication of the research report. **No**
- The Research Analyst or Ashika Stock Broking Limited or his/its Associates or his/its relatives has any material conflict of interest at the time of publication of the research report. **No**
- The Research Analyst or Ashika Stock Broking Limited or his/its Associates have received compensation for investment banking or merchant banking or brokerage services or for product other than for investment banking or merchant banking or brokerage services from the companies covered in this report in the past 12 months. **No**
- The Research Analyst or Ashika Stock Broking Limited or his/its Associates have managed or co managed in the previous 12 months any private or public offering of securities for the company(ies) covered in this report. **No**
- The Research Analyst or Ashika Stock Broking Limited or his/its Associates have received any compensation or other benefits from the company(ies) covered in this report or any third party in connection with the Research Report. **No**
- The Research Analyst has served as an officer, director or employee of the company(ies) covered in the research report. **No**
- The Research Analyst or Ashika Stock Broking Limited has been engaged in Market making activity of the company(ies) covered in the research report. **No**

**Disclaimer**

This report is for the personal information of the authorized recipient and does not construe to be any investment, legal or taxation advice to you. Ashika Stock Broking Ltd. is not soliciting any action based upon it. This report is not for public distribution and has been furnished to you solely for your information and should not be reproduced or redistributed to any other person in any form. The report is based upon information that we consider reliable, but we do not represent that it is accurate or complete, and it should not be relied upon such. Ashika Stock Broking Ltd. or any of its affiliates or employees shall not be in anyway responsible for any loss or damage that may arise to any person from any inadvertent error in the information contained in this report. Ashika Stock Broking Ltd., or any of its affiliates or employees do not provide, at any time, any express or implied warranty of any kind, regarding any matter pertaining to this report, including without limitation the implied warranties of merchantability, fitness for a particular purpose, and non-infringement. The recipients of this report should rely on their own investigations.