

Equity	Latest	% Chg	NSE Sect. Indices	Latest	% Chg
Nifty	8460	1.19	CNX IT	10999	1.86
Sensex	27961	1.08	BANK NIFTY	18894	0.93
DowJones	17978	1.22	S&P CNX 500	7017	1.17
Nasdaq	5072	1.48	CNX FMCG	20133	1.23
Hangseng	25180	(0.18)	CNX REALTY	3526	0.78
Shanghai	3996	0.64	CNX AUTO	8371	1.66
Nikkei	20392	1.50	CNX ENERGY	8821	0.88
Strait Times	3317	0.18	CNX PHARMA	3776	1.12
Kospi	2059	(0.12)	<b>Advances / Declines</b>	<b>BSE</b>	<b>NSE</b>
Taiwan	9095	0.68	Advances	1774	1007
FTSE	6738	0.97	Declines	1023	467
CAC	4998	1.94	Unchanged	123	64
DAX	11484	1.49	Total	2920	1538

Nifty Gainers		
Company	Price(Rs)	Chg(%)
HCLTECH	961.55	3.88
BPCL	913.40	3.59
INDUSINDBK	926.95	3.58
ZEEL	373.80	3.50
GAIL	372.00	3.08

Nifty Losers		
Company	Price(Rs)	Chg(%)
ONGC	291.00	(0.99)
LT	1860.60	(0.84)
BANKBARODA	156.25	(0.13)

Vol. Shockers	Last Day (Lakh)	2 Wk Avg. (Lakh)	Vol. Ch. (Times)
DCMSHRIRAM	7.02	0.1	68
LAXMIMACH	0.57	0.0	29
VINDHYATEL	2.53	0.1	22
FRL	21.33	1.7	13
LOVABLE	4.19	0.4	11

Indian Forex	Closing	Chg	% Chg
USD/INR	63.466	0.086	0.14
GBP/INR	98.473	0.818	0.84
EUR/INR	70.694	0.261	0.37
JPY/INR	51.770	(0.200)	(0.38)

Precious Metal	Closing	Chg (Rs.)
Gold (Rs/10gm)	25861	(105)
Silver (Rs/1kg)	35400	75

Commodities	Price	% Chg.
Crude (US\$/BBL)	51.7	(0.27)
Brent (US\$/BBL)	57.5	(0.40)
Gold (US/oz)	1155.1	(0.52)
Silver (US\$/oz)	15.4	(0.84)
Copper (US\$/MT)	5605.5	0.79
Alum (US\$/MT)	1659.0	0.39
Zinc(US\$/MT)	2031.5	1.47

ADR	Cl. Values	% Chg.
ICICI Bank	10.47	0.00
HDFC Bank	61.96	0.14
Infosys	15.54	0.06
Sterlite Inds.	6.22	0.00
Dr. Deddy's Labs	59.65	(0.04)
Wipro	12.10	0.08
Tata Motors	31.66	0.15

## Market Sensor

US market closed more than 1 percent higher in light volume trade Monday, following gains overseas on news of a bailout agreement between Greece and its creditors. Dow Jones Industrial Average was up 1.22% or 217.27 points at 17977.68. Nasdaq Composite was up 1.48% or 73.82 points at 5071.51. Standard & Poor's 500 was up 1.11% or 22.98 points at 2099.60.

Indian equity market surged higher and posted gain of over a percent, despite of the poor IIP data. But announcement of news that euro zone leaders reached an agreement over a third bailout for Greece, triggered positivity in the market further lower IIP may prompt RBI to cut rates as Crude prices are down and monsoon is better than RBI's expectation. Nifty ended the previous day with a gain of 1.19% or 99.10 at 8459.65. On Monday's trading session, FII's bought Rs.527.98 Cr in cash market and sold net Rs.1178.6 in derivative segment. Whereas, DII sold net Rs.171.55 Cr in cash segment.

## Global News

❖ European leaders in Brussels reached a third bailout deal for Greece on Monday morning, after a final round of more than 17 hours of talks on the thorny subject of reforms and more financial aid for the near-bankrupt country.(CNBC)

❖ Greece's leftwing Prime Minister Alexis Tsipras faces a showdown with rebels in his own party on Tuesday furious at his capitulation to German demands for one of the most sweeping austerity packages ever demanded of a euro zone government.(Reuters)

❖ Greeks greeted news of a deal with creditors on Monday with a measure of relief mixed with much anger, particularly at Germany, after it became clear Greece will have to swallow more austerity that could fracture the government and spark a backlash. (Reuters)

❖ The United States posted a budget surplus of \$51.8 billion in June, down 27 percent from the same period last year, the U.S. Treasury Department said on Monday. (Reuters)

❖ Singapore's economy sharply missed expectations in the second quarter, even as analysts have been cutting their forecasts for growth in the city-state. (CNBC)

## Economic News

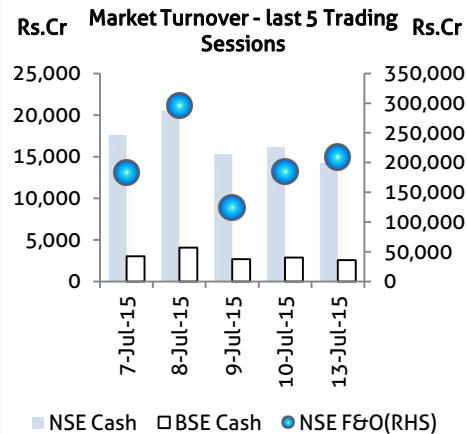
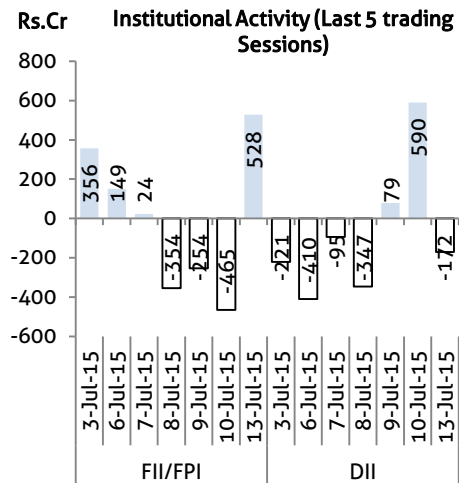
- ❖ The Ministry of Petroleum & Natural Gas is mulling to develop green energy corridors across the country. (BS)
- ❖ The congestion in the power network of the country owing to demand supply mismanagement has cost dear to consumers and utilities alike. (BS)
- ❖ The government said it has taken several steps to increase efficiency in processing of intellectual property applications, bring transparency and dissemination of information to improve the IPR regime. (BS)
- ❖ The government plans to triple the current CNG stations in the national capital region (NCR) for boosting use of the clean fuel, Petroleum Minister Dharmendra Pradhan said here on Monday. (BS)
- ❖ The Oil Ministry is putting out a reminder to the Finance Ministry for an early decision on allowing market price for part of the natural gas produced by firms like ONGC and RIL from difficult fields. (BS)
- ❖ The government has capped the subsidy it will pay on kerosene at Rs 12 per litre while deciding to foot the entire bill on domestic cooking gas, a senior official said. (BS)
- ❖ Even as the Centre has been claiming that it has enhanced financial flexibility of states through increased devolution in the 14th Finance Commission, most provincial governments are of the view that their financial position is now worse off if one takes into account the reduction in block grants and transfers through Central schemes vis-a-vis the increase. (BS)
- ❖ The double-digit economic growth is again being targeted officially this time around. Again, only the government seems to be gung-ho over such a possibility in the near future. (BS)
- ❖ Road Transport and Highways Minister Nitin Gadkari will witness the opening of India's longest road tunnel in Udampur on Monday. (BS)
- ❖ Amid strong protests by organisations, especially from the RSS Parivar including Swadeshi Jagran Manch (SJM) and Bharatiya Kisan Sangh (BKS), the BJP government in Maharashtra has stayed open field trials in genetically modified (GM) lines of rice, chana (chickpeas), maize, brinjal and cotton. (BS)
- ❖ India is expected to push for a comprehensive pact on goods at an inter-ministerial meet on Regional Comprehensive Economic Partnership (RCEP) even as the next round of official negotiations will take the process forward. (BS)
- ❖ The government is meeting stiff resistance in its drive to make the buying of gold jewellery more transparent and to channel demand into paper gold to stop the metal being used to hide billions of dollars of undeclared 'black money'. (BS)

## Domestic News

- ❖ Reliance Industrial Infrastructure Ltd on Monday reported 20.8% decline in its June quarter profit from a year earlier on the back of higher total cost and tax expenses. (BS)
- ❖ In a significant development, Dr Reddy's Laboratories Limited announced that it has launched Memantine hydrochloride tablets of 5 mg and 10 mg. (BS)
- ❖ Country's fourth largest software services firm HCL Technologies has said it will buy certain assets of Trygstad Technical Services in an all-cash deal. (BS)

Global Forex	Closing	Chg	% Chg
EUR-USD	1.1005	0.0006	0.06
GBP-USD	1.5488	0.0004	0.03
USD-JPY	123.49	0.0300	0.03

Bond Markets	Closing	Chg
10-yr bond	8.04	9.90 bps
Interbank call	7.05	-4.08 bps



## Domestic News (Cont...)

❖ The Indian Broadcasting Foundation (IBF), the apex organisation of television broadcasters, has come forward supporting the cause of the Kalanithi Maran-promoted Sun Network related to the security clearance issue seeking intervention of Home Minister Rajnath Singh in the matter. (BS)

❖ Gujarat-based cement player Sanghi Industries is planning to double its production capacity over the next three to four years to 8.2 million tonnes per annum (mtpa) with an investment of around Rs 1,200-1,500 crore. (BS)

❖ Assam tea is in high demand as hot and dry weather in Kenya has cut down the supplies from the African nation by almost 20-25% this year. (BS)

❖ Government is back to the drawing board on the issue of easing norms for international operations by domestic airlines, with the Civil Aviation Ministry deciding to put the proposed norms in public domain for consultations. (BS)

❖ Ventura Power Investments Pvt Ltd said it has pledged 7.77 crore shares or 2.65 per cent stake in Adani Power Ltd, to IDBI Trusteeship Services Ltd. (BS)

❖ Gateway Distriparks said its subsidiary, Gateway Rail Freight, is setting up fourth Inland Container Depot (ICD) at Viramgam near Ahmedabad in Gujarat. (BS)

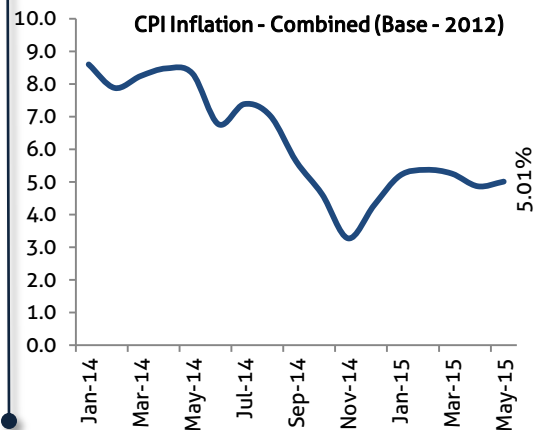
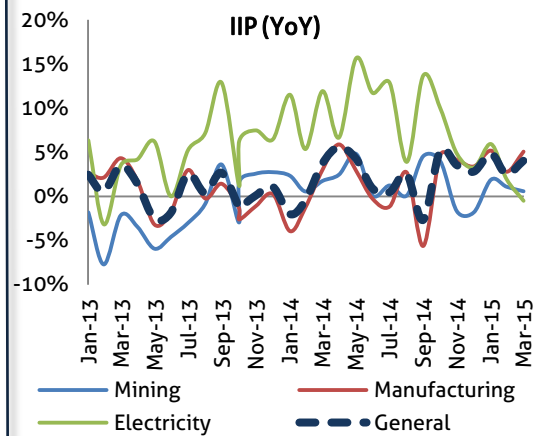
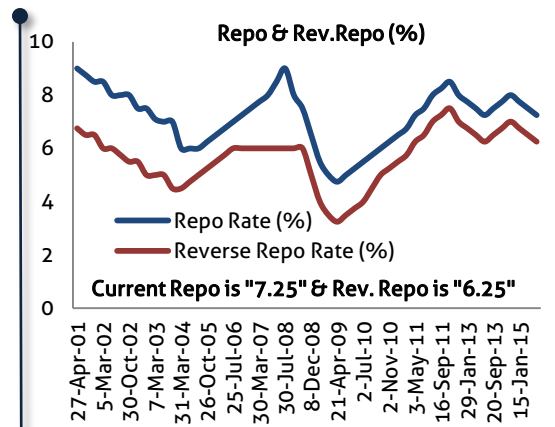
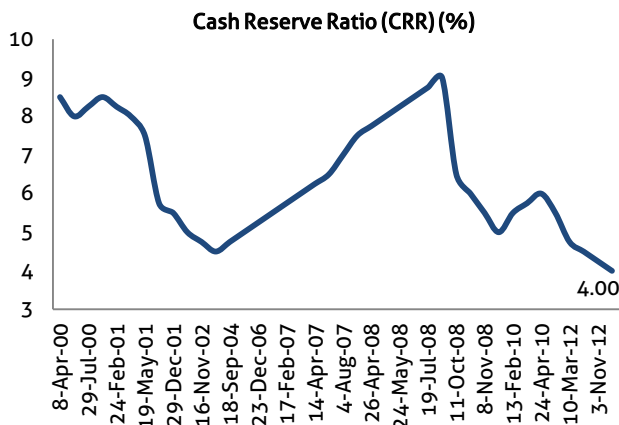
❖ Private sector lender IndusInd Bank on Monday reported a 25% growth in profit for the quarter ended June 30, 2015, from the corresponding quarter in the previous fiscal. (BS)

❖ HDFC Mutual Fund has sold 3.15 per cent stake in media and entertainment firm Zee Media Corporation for over Rs 26 crore. (BS)

❖ SBI Mutual Fund has cut its stake by 3 per cent in Vijay Mallya-led McDowell Holdings to 5.77 per cent. (BS)

❖ Moody's Investors Service has changed its outlook for the Asian steel industry to negative from stable, reflecting steelmakers' declining profitability amid a growing supply glut. (BS)

❖ Mobile payments network company Mobikwik has entered into a partnership with Uber India, which has re-introduced card payments for Indian users, the company said in a statement here on Monday. (BS)



## Bulk Deal - NSE

Date	Security Name	Client Name	Buy/Sell	Traded Qty.	Price
13-Jul-15	Granules India Limited	MORGAN STANLEY ASIA (SINGAPORE) PTE	SELL	1498802	85.1
13-Jul-15	Sharon Bio-Medi Ltd	KALA ASHA MOHAN	SELL	2063000	21.8
13-Jul-15	Lambodhara Textiles Ltd.	JHAVERI TRADING AND INVESTMENT PVT. LTD.	BUY	36000	909.5
13-Jul-15	Good Luck Steel Tubes Ltd	PURE SHARE CONSULTANT(INDIA) PVT LTD	SELL	204042	108.0
13-Jul-15	Sumeet Ind Limited	SHPL ENTERPRISES PRIVATE LIMITED	SELL	671562	12.8

## Bulk Deal - BSE

Date	Security Name	Client Name	Buy/Sell	Traded Qty.	Price
13-Jul-15	VINDHYATEL	RACHANADEVI RAJU AGRAWAL	S	175,000	798.7
13-Jul-15	ACRYSIL	PIYUSH VRAJLAL MEHTA	S	33,206	626.2
13-Jul-15	EXCAST	SAMPATI BROKING PRIVATE LIMITED	S	642,302	17.1
13-Jul-15	CML	RAJESH LOKCHAND KESHWANI	B	50,900	170.3
13-Jul-15	SREERAYA	IDBI BANK LIMITED	S	470,000	14.0

## Corporate Actions

Scrip Code	Scrip Name	Ex-Date	Purpose	Record Date
505036	ACGL	14-Jul-15	Final Dividend - Rs. - 12.5000	-
532309	ALSTOMPROJ	14-Jul-15	Dividend - Rs. - 10.0000	-
500215	ATFL	14-Jul-15	Dividend - Rs. - 2.0000	-
506981	BLUECHIPT	14-Jul-15	Dividend - Rs. - 1.2000	-
517380	IGARASHI	14-Jul-15	Dividend - Rs. - 4.4400	-
500257	LUPIN\$	14-Jul-15	Dividend - Rs. - 7.5000	-
500672	NOVARTIND	14-Jul-15	Dividend - Rs. - 10.0000	-
590005	TIDEWATER	14-Jul-15	Final Dividend - Rs. - 250.0000	-
522275	ALSTOMT&D	15-Jul-15	Dividend - Rs. - 1.8000	-
500060	BIRLAERIC	15-Jul-15	Dividend - Rs. - 1.0000	-
500040	CENTURYTEX	15-Jul-15	Dividend - Rs. - 5.5000	-
511072	DHFL	15-Jul-15	Final Dividend - Rs. - 2.0000	-
500171	GHCL	15-Jul-15	Dividend - Rs. - 2.2000	-
500010	HDFC	15-Jul-15	Final Dividend - Rs. - 13.0000	-
533047	IMFA	15-Jul-15	Dividend - Rs. - 1.5000	-
532926	JYOTHYLAB	15-Jul-15	Final Dividend - Rs. - 4.0000	-
590078	MAITHANALL	15-Jul-15	Bonus issue 1:1	16-Jul-15
508941	PANCARBON	15-Jul-15	Dividend - Rs. - 8.0000	-
532711	SUNILHITEC	15-Jul-15	Dividend - Rs. - 1.8000	-
500408	TATAELXSI	15-Jul-15	Dividend - Rs. - 11.0000	-
517015	VINDHYATEL	15-Jul-15	Dividend - Rs. - 5.0000	-
505681	BIMETAL	16-Jul-15	Dividend - Rs. - 7.5000	-

## Global Economic Calendar

Date	Curr.	Event	Actual	Forecast	Previous
13-Jul-15	CNY	Trade Balance (Jun)		55.70B	59.49B
13-Jul-15	JPY	Industrial Production (MoM) (May)			-2.20%
13-Jul-15	USD	Federal Budget Balance (Jun)		40.0B	-82.4B
14-Jul-15	GBP	CPI (YoY) (Jun)			0.10%
14-Jul-15	GBP	PPI Input (YoY) (Jun)		-11.80%	-12.00%
14-Jul-15	GBP	PPI Output (YoY) (Jun)		-1.50%	-1.60%
14-Jul-15	GBP	RPI (YoY) (Jun)		1.00%	1.00%
14-Jul-15	EUR	Industrial Production (YoY) (May)		1.90%	0.80%
14-Jul-15	USD	NFIB Small Business Optimism (Jun)			98.3
14-Jul-15	USD	Import Price Index (MoM) (Jun)		0.30%	1.30%
14-Jul-15	USD	Retail Sales (MoM) (Jun)		0.30%	1.20%
14-Jul-15	USD	Business Inventories (MoM) (May)		0.20%	0.40%
15-Jul-15	CNY	GDP (YoY) (Q2)		6.90%	7.00%
15-Jul-15	CNY	Industrial Production (YoY) (Jun)		6.00%	6.10%
15-Jul-15	GBP	Claimant Count Change (Jun)		-8.8K	-6.5K
15-Jul-15	GBP	Unemployment Rate (May)		5.50%	5.50%
15-Jul-15	USD	MBA 30-Year Mortgage Rate			4.23%
15-Jul-15	USD	NY Empire State Manufacturing Index (Jul)		2.75	-1.98
15-Jul-15	USD	PPI (MoM) (Jun)		0.30%	0.50%
15-Jul-15	USD	Industrial Production (MoM) (Jun)		0.20%	-0.20%
15-Jul-15	USD	Manufacturing Production (MoM) (Jun)			-0.20%
16-Jul-15	EUR	CPI (YoY) (Jun)		0.20%	0.20%
16-Jul-15	EUR	Trade Balance (May)			24.9B
16-Jul-15	EUR	Interest Rate Decision (Jul)			0.05%
16-Jul-15	USD	Philadelphia Fed Manufacturing Index (Jul)		12	15.2
16-Jul-15	USD	Initial Jobless Claims			
17-Jul-15	USD	Overall Net Capital Flow (May)			106.60B
17-Jul-15	USD	Building Permits (Jun)		1.104M	1.250M
17-Jul-15	USD	CPI (MoM) (Jun)		0.30%	0.40%
17-Jul-15	USD	Housing Starts (Jun)		1.127M	1.036M
17-Jul-15	USD	Michigan Consumer Sentiment (Jul)		97	96.1

## Indian Economic Calendar

Date	Curr.	Event	Actual	Forecast	Previous
13-Jul-15	INR	CPI (YoY) (Jun)		5.10%	5.01%
14-Jul-15	INR	WPI Inflation (YoY) (Jun)		-2.20%	-2.36%

**Disclosure**

- The Research Analysts and /or Ashika Stock Broking Limited do hereby certify that all the views expressed in this research report accurately reflect their views about the subject issuer(s) or securities. Moreover, they also certify the followings:-
- The Research Analyst or Ashika Stock Broking Limited or his/its Associates or his/its relative, has any financial interest in the subject company(ies) covered in this report. **No**
- The Research Analyst or Ashika Stock Broking Limited or his/its Associates or his/its relative, have actual/beneficial ownership of 1% or more in the subject company, at the end of the month immediately preceding the date of the publication of the research report. **No**
- The Research Analyst or Ashika Stock Broking Limited or his/its Associates or his/its relatives has any material conflict of interest at the time of publication of the research report. **No**
- The Research Analyst or Ashika Stock Broking Limited or his/its Associates have received compensation for investment banking or merchant banking or brokerage services or for product other than for investment banking or merchant banking or brokerage services from the companies covered in this report in the past 12 months. **No**
- The Research Analyst or Ashika Stock Broking Limited or his/its Associates have managed or co managed in the previous 12 months any private or public offering of securities for the company(ies) covered in this report. **No**
- The Research Analyst or Ashika Stock Broking Limited or his/its Associates have received any compensation or other benefits from the company(ies) covered in this report or any third party in connection with the Research Report. **No**
- The Research Analyst has served as an officer, director or employee of the company(ies) covered in the research report. **No**
- The Research Analyst or Ashika Stock Broking Limited has been engaged in Market making activity of the company(ies) covered in the research report. **No**

**Disclaimer**

This report is for the personal information of the authorized recipient and does not construe to be any investment, legal or taxation advice to you. Ashika Stock Broking Ltd. is not soliciting any action based upon it. This report is not for public distribution and has been furnished to you solely for your information and should not be reproduced or redistributed to any other person in any form. The report is based upon information that we consider reliable, but we do not represent that it is accurate or complete, and it should not be relied upon such. Ashika Stock Broking Ltd. or any of its affiliates or employees shall not be in anyway responsible for any loss or damage that may arise to any person from any inadvertent error in the information contained in this report. Ashika Stock Broking Ltd., or any of its affiliates or employees do not provide, at any time, any express or implied warranty of any kind, regarding any matter pertaining to this report, including without limitation the implied warranties of merchantability, fitness for a particular purpose, and non-infringement. The recipients of this report should rely on their own investigations.