

Equity	Latest	% Chg	NSE Sect. Indices	Latest	% Chg
Nifty	8356	0.08	CNX IT	11956	(0.42)
Sensex	27550	0.14	BANK NIFTY	18175	0.64
DowJones	17408	0.03	S&P CNX 500	6977	(0.14)
Nasdaq	5034	(0.21)	CNX FMCG	20271	(0.29)
Hangseng	24043	0.10	CNX REALTY	3321	0.23
Shanghai	3979	0.62	CNX AUTO	8442	0.41
Nikkei	20557	(0.19)	CNX ENERGY	8255	(0.25)
Strait Times	3110	0.58	CNX PHARMA	3773	0.27
Kospi	1983	0.00	Advances / Declines	BSE	NSE
Taiwan	8313	0.02	Advances	1011	441
FTSE	6568	(0.04)	Declines	1837	1051
CAC	4987	1.25	Unchanged	99	51
DAX	11015	0.82	Total	2947	1543

Nifty Gainers		
Company	Price(Rs)	Chg(%)
M&M	1346.00	3.59
CIPLA	729.60	3.10
TATAPOWER	69.40	2.74
SUNPHARMA	888.00	2.52
LUPIN	1765.00	2.49

Nifty Losers		
Company	Price(Rs)	Chg(%)
VEDL	104.45	(8.26)
TATASTEEL	234.00	(6.04)
HINDALCO	91.00	(5.11)
BOSCHLTD	24880.00	(2.40)
NMDC	97.50	(2.35)

Vol. Shockers	Last Day (Lakh)	2 Wk Avg. (Lakh)	Vol. Ch. (Times)
TTKPRESTIG	0.21	0.0	30
SYMPHONY	0.72	0.1	15
KCP	8.56	0.8	11
DCMSHRIRAM	6.08	0.7	9
KSCL	2.19	0.3	7

Indian Forex	Closing	Chg	% Chg
USD/INR	64.921	0.094	0.15
GBP/INR	101.439	0.439	0.43
EUR/INR	72.257	0.436	0.61
JPY/INR	52.160	0.250	0.48

Precious Metal	Closing	Chg (Rs.)
Gold (Rs/10gm)	25565	23
Silver (Rs/1kg)	35710	210

Commodities	Price	% Chg.
Crude (US\$/BBL)	42.1	(2.84)
Brent (US\$/BBL)	49.2	(1.12)
Gold (US/oz)	1112.5	(0.71)
Silver (US\$/oz)	15.4	(0.13)
Copper (US\$/MT)	5148.0	0.88
Alum (US\$/MT)	1539.0	(0.52)
Zinc(US\$/MT)	1821.0	0.66

ADR	Cl. Values	% Chg.
ICICI Bank	9.67	(0.11)
HDFC Bank	62.84	(0.20)
Infosys	18.03	0.18
Sterlite Inds.	6.22	0.00
Dr. Deddy's Labs	65.90	(0.45)
Wipro	12.49	(0.16)
Tata Motors	26.82	(0.63)

Market Sensor

US market pared gains and closed mostly lower on Thursday despite concerns over China having been largely subsided while investors digested a number of economic data points. Dow Jones Industrial Average was up 0.03% or 5.74 points at 17408.25. Nasdaq Composite was down 0.21% or 10.83 points at 5033.56. Standard & Poor's 500 was down 0.13% or 2.66 points at 2083.39.

Indian equity market paused in the previous trading session after four successive days of fall. After Rajya Sabha failed to pass GST bill on the last day of the monsoon session continued to have a negative sentiment in the market though July's reported CPI inflation stood at nearly 8-month low. Nifty ended the previous day with a gain of 0.08% or 6.40 at 8355.85. On Thursday's trading session, FIIs sold Rs.625.9 Cr in cash market and bought net Rs.918.70 in derivative segment. Whereas, DII bought net Rs.545.86 Cr in cash segment.

Global News

❖ U.S. businesses boosted their stockpiles in June by the largest amount in more than two years. The Commerce Department says businesses increased their stockpiles by 0.8 percent in June, the biggest increase since January 2013.(CNBC)

❖ The number of Americans filing new applications for unemployment benefits unexpectedly rose last week, but the trend continued to point to a strengthening labor market. Initial claims for state unemployment benefits increased 5,000 to a seasonally adjusted 274,000 for the week ended Aug. 6, the Labor Department said on Thursday.(CNBC)

❖ U.S. retail sales rebounded in July as households boosted purchases of automobiles and a range of other goods, suggesting solid momentum in the economy early in the third quarter. Retail sales increased 0.6 percent last month. June's retail sales were revised up to show them unchanged instead of the previously reported 0.3 percent drop. (CNBC)

❖ U.S. import prices in July posted their biggest decline in six months as the cost of petroleum products and other goods fell, suggesting inflation could remain tame for a while. The Labor Department said on Thursday import prices dropped 0.9 percent last month, the largest fall since January, after being unchanged in June. (CNBC)

Economic News

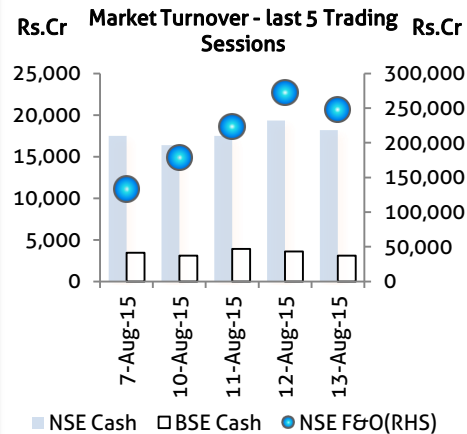
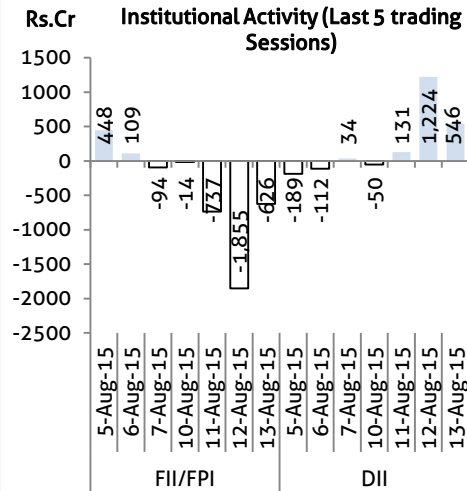
- ❖ Amid talk of convening a special session of Parliament for enacting a GST law, Congress said it was not averse to cooperate provided government brought a "good" legislation and not one "riddled with problems and issues". (BS)
- ❖ Goods and services tax (GST) is seen as the single-biggest tax reform since India's Independence, and Finance Minister Arun Jaitley says it can help raise the country's gross domestic product by one to two percentage points. But the indirect tax regime has been stuck in the works for long. (BS)
- ❖ The Madhya Pradesh cabinet approved various activities for improving higher education, for which the World Bank has already funded an amount of \$430 million. (BS)
- ❖ Reacting to China's currency devaluation, R K Dalmia, Chairman, Texprocil -- Textile Export Promotion Council -- stated that this sudden move on the part of China will have an adverse impact on India's exports of textiles and clothing, which are facing already sluggish growth due to recessionary conditions in global markets (BS)
- ❖ To give a fresh lease of life to a 20-year old project, the state government cleared a proposal to develop Diamond Park in Indore. It would be developed on an area of 254 acres with private partnership. The area would be developed as special economic zone (SEZ) and Domestic Product Zone (DPZ). (BS)
- ❖ The much-awaited India's first digital auto proving ground at Pithampur (Indore) has proven to be a white elephant for the state government.
- ❖ Indian refiners have got the green light to prepare to pay Iran \$1.4 billion in oil dues, two sources with knowledge of the issue said, in one of the first signs that last month's nuclear deal is helping Tehran unlock frozen funds. (BS)
- ❖ Retail inflation fell to record low level in July and is likely to fall further in August, leading brokerages said, adding that the Reserve Bank is likely to go for a 25 basis points rate cut in its September review. (BS)
- ❖ After a day's pause due to legal issues, the coal block auction resumed with companies such as ACC, Jaypee Cement and JK Lakshmi Cement vying for Majramine in Maharashtra. (BS)
- ❖ Consumer demand for gold in India dropped 25% during the second quarter to 154.5 tonne from 204.9 tonne as extreme weather patterns affected rural incomes. (BS)

Domestic News

- ❖ DLF Ltd, India's biggest listed property developer, posted a 5 percent slide in quarterly net profit amid a market slump due to weaker economic growth. (BS)
- ❖ Sharp rise in bad loans and higher provisions impacted Bank of Maharashtra's net profit numbers for the first quarter of FY16. (BS)
- ❖ Integrated logistics service provider Allcargo Logistics has acquired two additional vessels aggregating 24,000 DWT for an undisclosed sum for its coastal shipping business. (BS)
- ❖ As part of its strategy to boost export business, India's second largest commercial vehicle company Ashok Leyland is planning to set up three or five assembling plants outside India. The first plant is expected to go on stream by end of the current fiscal and each of these plants would attract investment of around Rs 30-50 crore. (BS)

Global Forex	Closing	Chg	% Chg
EUR-USD	1.1146	(0.0005)	(0.04)
GBP-USD	1.5616	0.0003	0.02
USD-JPY	124.45	(0.0100)	0.00

Bond Markets	Closing	Chg
10-yr bond	7.89	-3.20 bps
Interbank call	7.10	-0.68 bps



Domestic News (Cont...)

❖ Hyderabad-based Natco Pharma Limited said it has received the Foreign Investment Promotion Board (FIPB) approval to raise the limit of foreign investment in the company. (BS)

❖ Jubilant FoodWorks, which operates Domino's Pizza and Dunkin Donuts chains in India, reported 6.27 per cent increase in its standalone net profit at Rs 31.53 crore for the first quarter ended June 30, 2015. (BS)

❖ Ahmedabad-based Symphony Limited has acquired a Chinese air cooler company. The company signed an equity transfer agreement (ETA) with shareholders of Munters Keruilai Air Treatment Equipment (Guangdong) Co. Ltd. (MKE), China, to acquire 100% of the equity share capital of MKE. (BS)

❖ Infrastructure development and construction company IRB's net for Q1 ended June 30 up by 11% at Rs 166 crore against Rs 150 crore for the corresponding quarter previous year. (BS)

❖ Private sector port operator Essar Ports Ltd reported 7.4 per cent rise in consolidated net profit at Rs 99.05 crore for the quarter ended June 30. (BS)

❖ GVK Power and Infrastructure Limited (GVKPIL) said its net loss for the quarter ended June 30 narrowed down to Rs 124 crore against Rs 281 crore during the corresponding three months last year. (BS)

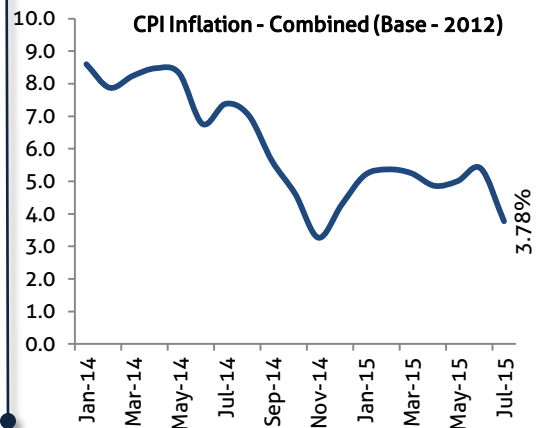
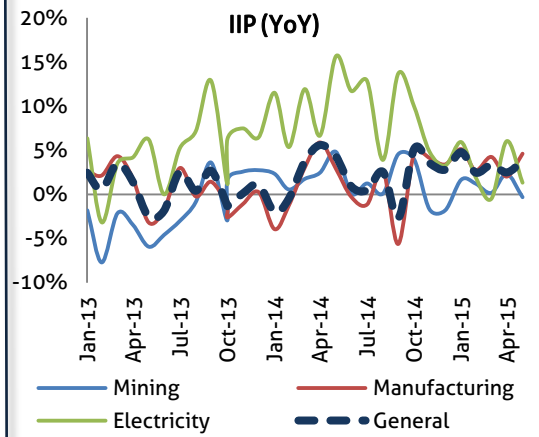
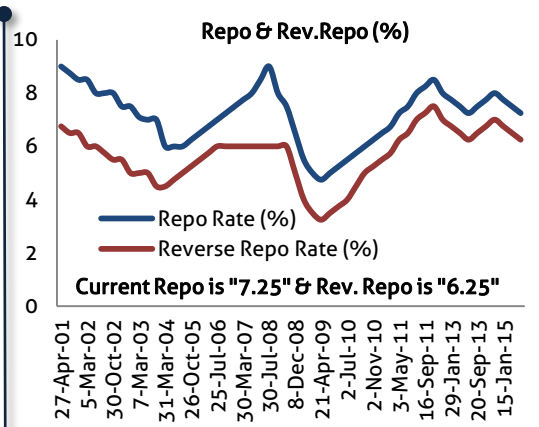
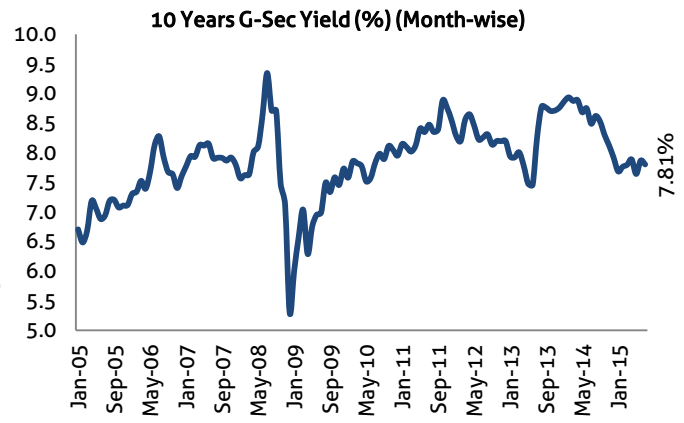
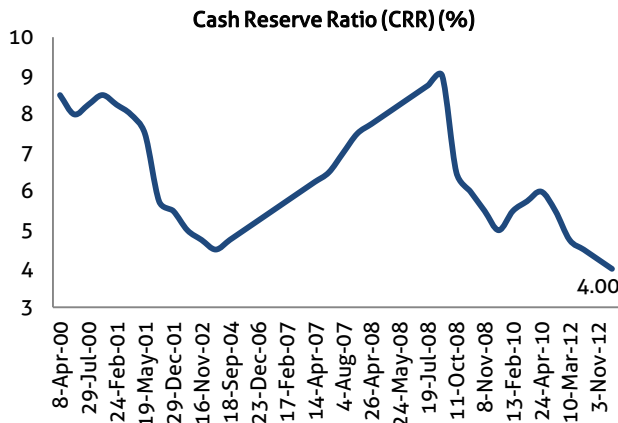
❖ Indian Oil Corp, the nation's biggest oil firm, reported more than doubling of its June quarter net profit to Rs 6,436 crore on higher refining margin. (BS)

❖ While writing articles on start-up trends, I often scan social media posts to get a sense of what the industry thinks. (BS)

❖ The Food Safety & Standards Authority of India (FSSAI) will take a decision on whether to move Supreme Court against the Bombay High Court order on the Maggi case after it has gone through the full verdict. (BS)

❖ JSW Steel Ltd and Kalyani Steels Ltd are considering cutting some steel product prices to preserve market share, worried Chinese exports will become even cheaper due to a weaker yuan, company executives told Reuters. (BS)

❖ Bank of Maharashtra reported 49.55% fall in net profit at Rs 59.44 crore for the quarter ended June 30, hurt by sharp increase in bad loans and higher provisions. (BS)



Bulk Deal - NSE

Date	Security Name	Client Name	Buy/Sell	Traded Qty.	Price
13-Aug-15	Housing Development and I	SHAASTRA SECURITIES TRADING PRIVATE LIMITED	SELL	2108596	79.1
13-Aug-15	Subex Limited	ADROIT FINANCIAL SERVICES PRIVATE LIMITED	SELL	3941103	14.6
13-Aug-15	Emkay Tap & Cut. Tool Ltd	ALAUKIK MINES AND POWER P LTD	BUY	30400	333.0
13-Aug-15	Emkay Tap & Cut. Tool Ltd	BRAJKISHORE AGRAWAL	BUY	30000	333.0
13-Aug-15	Veto Switchgear Cable Ltd	GOKLANI BHAGWAN DAS	SELL	105014	76.8

Bulk Deal - BSE

Date	Security Name	Client Name	Buy/Sell	Traded Qty.	Price
13-Aug-15	ORIENTCQ	HDFC MUTUAL FUND A/C HDFC SMALL AND MID CAP FUND	B	275,000	525.0
13-Aug-15	SELMCL	RKR INVESTMENTS SERVICES	S	2,500,000	4.5
13-Aug-15	MATHEWE	SHILPIN . .	S	40,702	203.9
13-Aug-15	VEGETABLE	RAMESH CHANDRA DAGA	S	58,615	111.0
13-Aug-15	BHANDHOS	ORBIT FINANCIAL CAPITAL	B	100,000	59.0

Corporate Actions

Scrip Code	Scrip Name	Ex-Date	Purpose	Record Date
523716	ASHIANA	14-Aug-15	Dividend - Rs. - 0.5000	-
519105	AVTNPL	14-Aug-15	Final Dividend - Rs. - 0.3000	-
532210	CUB	14-Aug-15	Dividend - Rs. - 1.1000	-
530825	DAIKAFFI	14-Aug-15	Dividend - Rs. - 0.8000	-
532178	ENGINEERSIN	14-Aug-15	Final Dividend - Rs. - 2.0000	-
517300	GIPCL	14-Aug-15	Dividend - Rs. - 2.5000	-
538979	GRNLAMIND	14-Aug-15	Final Dividend - Rs. - 0.5000	-
534641	IDFCFTPS1D	14-Aug-15	Redemption of Mutual Fund	17-Aug-15
534640	IDFCFTPS1G	14-Aug-15	Redemption of Mutual Fund	17-Aug-15
534644	IDFCFTPS1H	14-Aug-15	Redemption of Mutual Fund	17-Aug-15
534642	IDFCFTPS1M	14-Aug-15	Redemption of Mutual Fund	17-Aug-15
534643	IDFCFTPS1Q	14-Aug-15	Redemption of Mutual Fund	17-Aug-15
532133	IFGLREFRAC	14-Aug-15	Dividend - Rs. - 2.0000	-
533177	IL&FSTRANS	14-Aug-15	Dividend - Rs. - 4.0000	-
511034	JINDRILL	14-Aug-15	Dividend - Rs. - 0.5000	-
538295	KAUSAMBI	14-Aug-15	Stock Split From Rs.10/- to Rs.1/-	17-Aug-15
532889	KPRMILL	14-Aug-15	Final Dividend - Rs. - 5.0000	-
500265	MAHSEAMLES	14-Aug-15	Dividend - Rs. - 5.0000	-
531810	METALCO	14-Aug-15	Final Dividend - Rs. - 1.0000	-
506734	MYSORPETRO	14-Aug-15	Dividend - Rs. - 2.0000	-
500331	PIDILITIND	14-Aug-15	Dividend - Rs. - 2.9000	-
531548	SOMANYCERA	14-Aug-15	Dividend - Rs. - 2.0000	-

Global Economic Calendar

Date	Curr.	Event	Actual	Forecast	Previous
10-Aug-15	JPY	Current Account n.s.a. (Jun)		0.774T	1.881T
10-Aug-15	JPY	Household Confidence (Jul)			41.7
11-Aug-15	GBP	BRC Retail Sales Monitor (YoY) (Jul)			1.80%
11-Aug-15	USD	NFIB Small Business Optimism (Jul)			94.1
11-Aug-15	USD	Nonfarm Productivity (QoQ) (Q2)		1.00%	-3.10%
11-Aug-15	USD	Wholesale Inventories (MoM) (Jun)		0.30%	0.80%
12-Aug-15	JPY	Industrial Production (MoM) (Jun)			0.80%
12-Aug-15	CNY	Industrial Production (YoY) (Jul)		6.60%	6.80%
12-Aug-15	GBP	Claimant Count Change (Jul)			7.0K
12-Aug-15	GBP	Unemployment Rate (Jun)			5.60%
12-Aug-15	EUR	Industrial Production (YoY) (Jun)			1.60%
12-Aug-15	USD	MBA 30-Year Mortgage Rate			
12-Aug-15	USD	Federal Budget Balance (Jul)		-103.0B	51.8B
13-Aug-15	GBP	RICS House Price Balance (Jul)			40%
13-Aug-15	USD	Import Price Index (MoM) (Jul)		-0.80%	-0.10%
13-Aug-15	USD	Retail Sales (MoM) (Jul)		0.40%	-0.30%
13-Aug-15	USD	Initial jobless claims			40.3
13-Aug-15	USD	Business Inventories (MoM) (Jun)		0.30%	0.30%
14-Aug-15	EUR	CPI (YoY) (Jul)		0.20%	0.20%
14-Aug-15	EUR	GDP (YoY) (Q2)		1.30%	1.00%
14-Aug-15	USD	PPI (YoY) (Jul)			-0.70%
14-Aug-15	USD	Industrial Production (MoM) (Jul)		0.30%	0.20%
14-Aug-15	USD	Michigan Consumer Sentiment (Aug)		95	93.1

Indian Economic Calendar

Date	Curr.	Event	Actual	Forecast	Previous
12-Aug-15	INR	CPI (YoY) (Jul)			5.40%
12-Aug-15	INR	Industrial Production (YoY) (Jun)			2.70%
14-Aug-15	INR	WPI Inflation (YoY) (Jul)			-2.40%

Disclosure

- The Research Analysts and /or Ashika Stock Broking Limited do hereby certify that all the views expressed in this research report accurately reflect their views about the subject issuer(s) or securities. Moreover, they also certify the followings:-
- The Research Analyst or Ashika Stock Broking Limited or his/its Associates or his/its relative, has any financial interest in the subject company(ies) covered in this report. **No**
- The Research Analyst or Ashika Stock Broking Limited or his/its Associates or his/its relative, have actual/beneficial ownership of 1% or more in the subject company, at the end of the month immediately preceding the date of the publication of the research report. **No**
- The Research Analyst or Ashika Stock Broking Limited or his/its Associates or his/its relatives has any material conflict of interest at the time of publication of the research report. **No**
- The Research Analyst or Ashika Stock Broking Limited or his/its Associates have received compensation for investment banking or merchant banking or brokerage services or for product other than for investment banking or merchant banking or brokerage services from the companies covered in this report in the past 12 months. **No**
- The Research Analyst or Ashika Stock Broking Limited or his/its Associates have managed or co managed in the previous 12 months any private or public offering of securities for the company(ies) covered in this report. **No**
- The Research Analyst or Ashika Stock Broking Limited or his/its Associates have received any compensation or other benefits from the company(ies) covered in this report or any third party in connection with the Research Report. **No**
- The Research Analyst has served as an officer, director or employee of the company(ies) covered in the research report. **No**
- The Research Analyst or Ashika Stock Broking Limited has been engaged in Market making activity of the company(ies) covered in the research report. **No**

Disclaimer

This report is for the personal information of the authorized recipient and does not construe to be any investment, legal or taxation advice to you. Ashika Stock Broking Ltd. is not soliciting any action based upon it. This report is not for public distribution and has been furnished to you solely for your information and should not be reproduced or redistributed to any other person in any form. The report is based upon information that we consider reliable, but we do not represent that it is accurate or complete, and it should not be relied upon such. Ashika Stock Broking Ltd. or any of its affiliates or employees shall not be in anyway responsible for any loss or damage that may arise to any person from any inadvertent error in the information contained in this report. Ashika Stock Broking Ltd., or any of its affiliates or employees do not provide, at any time, any express or implied warranty of any kind, regarding any matter pertaining to this report, including without limitation the implied warranties of merchantability, fitness for a particular purpose, and non-infringement. The recipients of this report should rely on their own investigations.