

Equity	Latest	% Chg	NSE Sect. Indices	Latest	% Chg
Nifty	8834	0.61	CNX IT	12334	0.32
Sensex	29044	0.57	BANK NIFTY	18798	(0.01)
DowJones	18037	0.33	S&P CNX 500	7286	0.55
Nasdaq	4977	(0.22)	CNX FMCG	21456	1.14
Hangseng	27676	0.42	CNX REALTY	3682	0.53
Shanghai	4142	0.16	CNX AUTO	8818	(0.69)
Nikkei	19885	(0.12)	CNX ENERGY	8850	1.26
Strait Times	3533	0.34	CNX PHARMA	13723	1.61
Kospi	2121	0.44	<b>Advances / Declines</b>	<b>BSE</b>	<b>NSE</b>
Taiwan	9566	(0.79)	Advances	1702	906
FTSE	7075	0.16	Declines	1134	608
CAC	5218	(0.69)	Unchanged	130	67
DAX	12228	(0.90)	Total	2966	1581

Nifty Gainers		
Company	Price(Rs)	Chg(%)
IDEA	202.95	3.52
BHARTIARTL	425.45	3.28
BHEL	242.25	3.26
SUNPHARMA	1154.70	3.12
CAIRN	228.05	2.24

Nifty Losers		
Company	Price(Rs)	Chg(%)
M&M	1246.45	(3.13)
ACC	1590.00	(2.81)
TATAMOTORS	556.15	(1.16)
GAIL	395.00	(1.04)
SSLT	201.00	(0.67)

Vol. Shockers	Last Day (Lakh)	2 Wk Avg. (Lakh)	Vol. Ch. (Times)
MANGCHEFER	83.99	10.7	8
ZEELEARN	18.74	2.6	7
GOODYEAR	3.99	0.6	7
MUNJALAU	6.37	1.0	7
AJMERA	5.78	1.0	6

Indian Forex	Closing	Chg	% Chg
USD/INR	62.389	0.023	0.04
GBP/INR	91.056	(0.547)	(0.60)
EUR/INR	66.163	(0.325)	(0.49)
JPY/INR	51.830	0.090	0.17

Precious Metal	Closing	Chg (Rs.)
Gold (Rs/10gm)	26695	145
Silver (Rs/1kg)	36563	3

Commodities	Price	% Chg.
Crude (US\$/BBL)	53.5	3.26
Brent (US\$/BBL)	58.9	1.52
Gold (US/oz)	1193.0	(1.10)
Silver (US\$/oz)	16.2	(1.64)
Copper (US\$/MT)	5916.5	(2.29)
Alum (US\$/MT)	1773.0	(0.14)
Zinc(US\$/MT)	2176.5	(1.07)

ADR	Cl. Values	% Chg.
ICICI Bank	10.41	(0.08)
HDFC Bank	59.41	0.51
Infosys	36.12	(0.10)
Sterlite Inds.	6.22	0.00
Dr. Deddy's Labs	60.19	0.32
Wipro	13.10	0.07
Tata Motors	44.53	0.32

## Market Sensor

US markets ended higher on Tuesday, helped by energy stocks and quarterly earnings reports that topped modest expectations following worries about a strong dollar. The Dow Jones industrial average rose 59.66 points, or 0.33 percent, to end at 18,036.7. The S&P 500 gained 3.41 points, or 0.16 percent, to 2,095.84 and the Nasdaq Composite dropped 10.96 points, or 0.22 percent, to 4,977.29.

Indian markets were closed on 14 April 2015, on account of Dr. Baba Saheb Ambedkar Jayanti but hit highest closing level in 5-1/2 weeks on Monday, 13th April. Telecom stocks and index heavyweight stocks like HDFC, ITC & Reliance Industries led gains. The 30-share BSE Sensex rose 165.06 points or 0.57% to settle at 29,044.44 and the 50-share NSE Nifty gained 53.65 points or 0.61% to settle at 8,834. On Monday's trading session, FIIs buy net Rs. 417.01 Cr in cash market whereas, DII bought buy Rs. 46.42 Cr in cash segment.

Indian markets are expected to trade in a range on Wednesday tracking muted trend seen in other Asian markets.

## Global News

❖The UK's inflation rate remained at a record low of 0% in March, according to the Office for National Statistics. Cheaper clothing and footwear, offset by a rise in petrol prices, helped to maintain the rate at 0% for a second month, official figures show. (BBC)

❖The International Monetary Fund (IMF) has warned that global growth remains moderate, with "uneven prospects" across the main countries and regions. Compared with 2014, it says the outlook for advanced countries is improving, but growth in emerging and developing economies is projected to be lower. (BBC)

❖US retail sales rose in March for the first time in four months, the US Commerce Department has said. Increased spending on cars, furniture, clothing and building materials led to a 0.9% rise in overall sales compared with February, the figures show. (BBC)

❖Greece has denied reports it is preparing to default on its loans if it cannot reach agreement on its bailout terms with international creditors. A government spokesman said negotiations were proceeding swiftly towards a solution. (BBC)

## Economic News

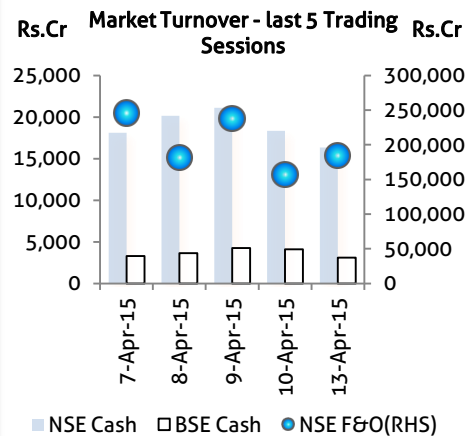
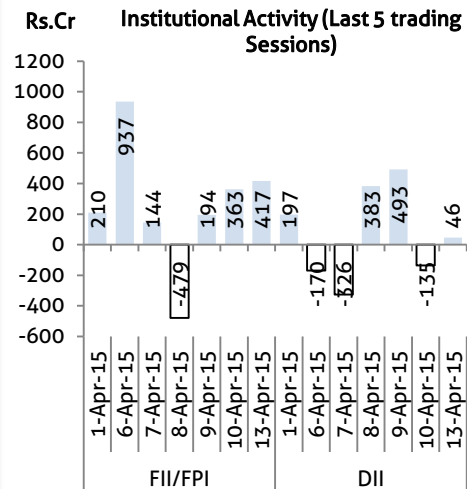
- ❖ The central government plans to tighten the regulations for setting power rates, by asking electricity regulators to "necessarily" be guided by the new policy while framing regulations under Section 61 of the Electricity Act. (BS)
- ❖ India will overtake China as the fastest growing emerging economy in 2015-16 by clocking a growth rate of 7.5% on the back of recent policy initiatives, pick-up in investments and lower oil prices, the International Monetary Fund (IMF) said. (BS)
- ❖ Prime Minister Narendra Modi on Tuesday made a strong pitch for India becoming a member of the UN Security Council, saying that "peace was in its DNA" and the country had consistently contributed to UN peacekeeping efforts. (BS)
- ❖ Prime Minister Narendra Modi sought German Chancellor Angela Merkel's help in concluding a "balanced and mutually beneficial" Free Trade Agreement with the European Union that has been stalled for two years. (BS)
- ❖ Coal imports into India, the world's third largest buyer, jumped 33.5 percent in the last fiscal year to 242.4 million tonnes as lower purchases by China depressed prices and helped consumers elsewhere, preliminary data from online trader mjunction showed. (BS)
- ❖ With the new Foreign Trade Policy (FTP) 2015-2020 reducing export obligation norms, the 'Make in India' programme is likely to get the much-needed impetus from procurement of capital goods meant for exports from domestic manufacturers. (BS)
- ❖ The combined IT services market of Qatar, Oman, Bahrain and Kuwait is expected to expand at a compound annual growth rate of 12.5 per cent over the coming years to a total of \$1.82 billion by 2018, according to a forecast released by a global advisory services firm. (BS)
- ❖ Kerala government's announcement in budget to procure natural rubber to support prices is facing challenge as the price of benchmark grade RSS-4 dropped to Rs 117/ Kg. (BS)
- ❖ The World Bank has predicted a GDP growth rate of 8 per cent for India by 2017 and said that a strong expansion in the country, coupled with favourable oil prices, would accelerate the economic growth in South Asia. (BS)
- ❖ Unseasonal rains and hailstorm damaged standing Rabi crops in nearly 50,000 hectares of land impacting one lakh farmers in Vidarbha this year, even as farmer suicides continued unabated in the region, deepening the agrarian crisis there. (BS)

## Domestic News

- ❖ Power Finance Corporation has sanctioned a loan of Rs 4,905 crore to BSES, in a bid to bail out the financially troubled Anil Ambani-promoted firm, said sources close to the development. (BS)
- ❖ Krizz, a unit of Kanish Gold Pvt Ltd, is planning to set up around 40 business-to-business showrooms across the country to offer jewellery to the retail jewellers in the country, with an estimated investment of around Rs 800 crore. The company is examining options to raise funds from private equity or similar avenues, to support this, said Bhupesh Jain, chairman and managing director, Krizz. (BS)
- ❖ With government taking steps to improve the ease of doing business and attract foreign investments, FDI inflows into services sector grew by about 47 per cent to \$2.64 billion in April-January last fiscal. (BS)

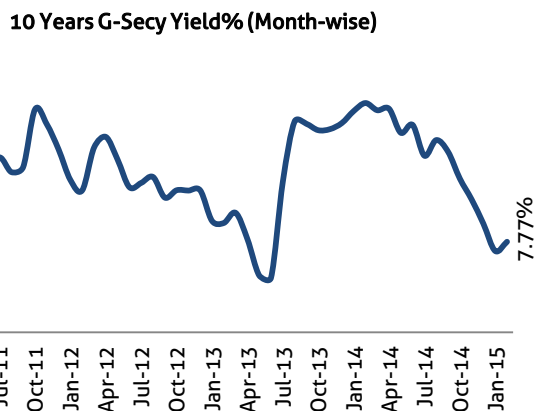
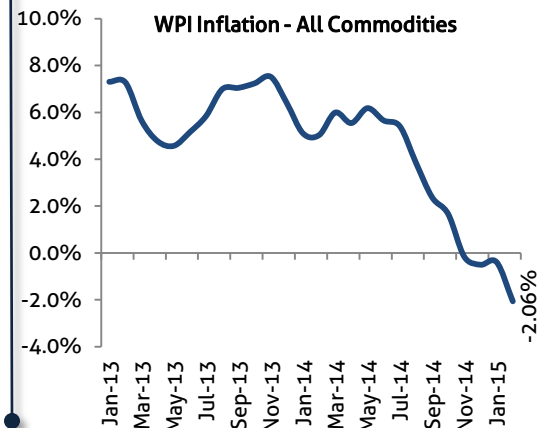
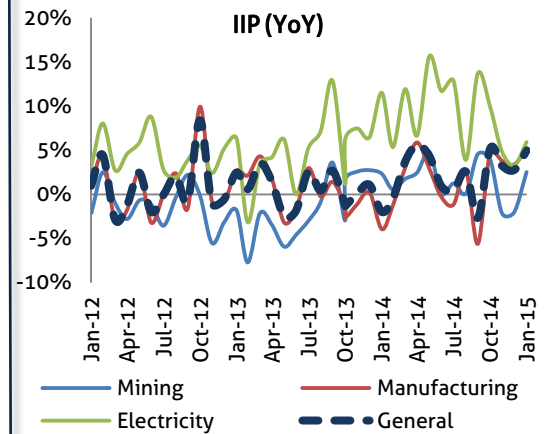
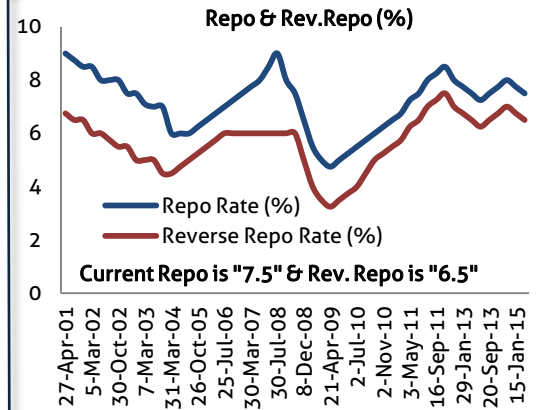
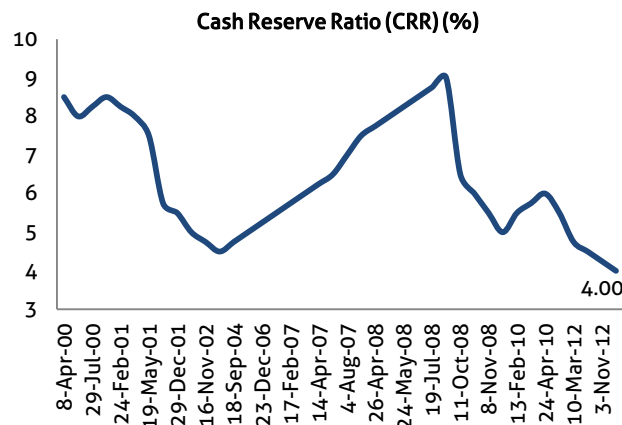
Global Forex	Closing	Chg	% Chg
EUR-USD	1.0637	(0.0018)	(0.17)
GBP-USD	1.4765	(0.0017)	(0.12)
USD-JPY	119.56	0.16	0.13

Bond Markets	Closing	Chg
10-yr bond	7.83	1.90 bps
Interbank call	7.43	-14.21 bps



## Domestic News (Cont...)

- ❖ DHFL, India's second largest housing finance company in the private sector, reduced its home loan rate by 25 basis points to 9.9%. The new rate will come into effect from tomorrow. (BS)
- ❖ IAN, India's largest angel network, announced its investment in Gadgetwood, an online service provider for multi brand repair and support services for mobiles, smart phones and tablets. (BS)
- ❖ Auto component major Bosch said it will lift lockout order at its Jaipur plant tomorrow, which it had issued last week due to the ongoing worker unrest in the facility. (BS)
- ❖ To deliver value in customer outsourcing projects, Infosys Chief Executive Officer (CEO) Vishal Sikka has chosen to monitor about 1,000 such projects. (BS)
- ❖ Welspun Renewables said it has signed an agreement with Germany-based iPLON for supplying equipment required for its 550 MW upcoming solar power capacity in India. (BS)
- ❖ Lighting instrument manufacturer Surya Roshni aims to achieve Rs 200 crore turnover from the fans segment in 2016. (BS)
- ❖ Electrical goods maker Havells India plans to capitalise on government's smart city projects by developing new technology-driven lighting products and home appliances. (BS)
- ❖ Essar Power, commissioned the first unit of 30 Mw power at its 120 Mw captive Paradeep power plant in Odisha. In the coming months, the balance 90 Mw (3 X 30 Mw) would be commissioned in phases. (BS)
- ❖ Bharat Heavy Electricals Ltd (BHEL) said it has commissioned another 600 MW unit of a thermal power project in Chhattisgarh. (BS)
- ❖ Essar Power, one of India's leading private sector power producers, announced commissioning of the first unit of 30 MW project at its 120 MW captive power plant at Paradip in Odisha. (BS)
- ❖ State-run ONGC, Oil India Ltd (OIL) and BPCL will in the next four years invest \$6 billion in developing a giant gas field off the Mozambique coast and converting the fuel into LNG for export to nations like India, Oil Minister Dharmendra Pradhansaid . (BS)
- ❖ Rating agency ICRA has downgraded long-term loans to GMR group's power projects to default grade "D" on delay in loan repayments. (BS)



## Bulk Deal - NSE

Date	Security Name	Client Name	Buy/Sell	Traded Qty.	Price
13-Apr-15	Mangalore Chemicals & Fer	RAJASTHAN GLOBAL SECURITIES LTD	BUY	2796934	88.1
13-Apr-15	Zee Learn Limited	VERITABLE L.P. A/C VITTORIA FUND SR LP- ASIA PORTFOLIO	BUY	3540000	36.7
13-Apr-15	Rain Industries Limited	BRIDGE INDIA FUND	BUY	2660342	35.7
13-Apr-15	Rain Industries Limited	MORGAN STANLEY ASIA (SINGAPORE) PTE	SELL	2660342	35.7
13-Apr-15	Prozone Intu Prop Limited	SBI MUTUAL FUND - SBI MAGNUM BALANCED FUND	SELL	2564342	30.8

## Bulk Deal - BSE

Date	Security Name	Client Name	Buy/Sell	Traded Qty.	Price
13-Apr-15	MANGCHEFER	IIFL ASSET REVIVAL FUND	P	2,250,000	87.9
13-Apr-15	MANGCHEFER	RAJASTHAN GLOBAL SECURITIES LTD	P	2,151,987	87.9
13-Apr-15	MANGCHEFER	IIFL NATIONAL DEVELOPMENT AGENDA FUND	P	1,125,000	87.8
13-Apr-15	KRIINFRA	ARVIND KHATTAR	P	400,000	97.1
13-Apr-15	SYNCOMF	PARAG J SHETH HUF	P	4,200,000	4.5

## Corporate Actions

Scrip Code	Scrip Name	Ex-Date	Purpose	Record Date
534326	IPRU1909	15-Apr-15	Redemption of Mutual Fund	-
534327	IPRU1910	15-Apr-15	Dividend On Mutual Fund	-
534327	IPRU1910	15-Apr-15	Redemption of Mutual Fund	-
537069	ARNOLD	16-Apr-15	Stock Split from Rs.10/- to Rs.2/-	17-Apr-15
531807	INGVYSYABK	16-Apr-15	Amalgamation	17-Apr-15
532851	INSECTICID	16-Apr-15	BONUS 1:2	17-Apr-15
533297	KBIL	16-Apr-15	2nd Interim Dividend - Rs.20.00	17-Apr-15
513519	PITLILAM-\$	16-Apr-15	Stock Split from Rs.10/- to Rs.5/-	17-Apr-15
537585	RFHXXV22D	16-Apr-15	Dividend On Mutual Fund	17-Apr-15
537583	RFXXV22DD	16-Apr-15	Dividend On Mutual Fund	17-Apr-15
500674	SANOFI	16-Apr-15	Final Dividend - Rs.24.00	-
500674	SANOFI	16-Apr-15	Special Dividend - Rs.11.00	-
538181	TFM47FA	16-Apr-15	Dividend On Mutual Fund	17-Apr-15
538181	TFM47FA	16-Apr-15	Redemption of Mutual Fund	17-Apr-15
538183	TFM47FB	16-Apr-15	Redemption of Mutual Fund	17-Apr-15
538182	TFM47FC	16-Apr-15	Dividend On Mutual Fund	17-Apr-15
538182	TFM47FC	16-Apr-15	Redemption of Mutual Fund	17-Apr-15
538184	TFM47FD	16-Apr-15	Redemption of Mutual Fund	17-Apr-15
526263	MOLDTEK	21-Apr-15	Interim Dividend - Rs.-	22-Apr-15
500092	CRISIL	23-Apr-15	Interim Dividend - Rs.-	24-Apr-15
509162	INDAG	23-Apr-15	Stock Split from Rs.10/- to Rs.2/-	24-Apr-15
509820	PAPERPROD	23-Apr-15	Dividend - Rs.2.80	-

## Global Economic Calendar

Date	Curr.	Event	Actual	Forecast	Previous
13-Apr-15	CNY	Trade Balance (Mar)		45.35B	60.60B
13-Apr-15	USD	Federal Budget Balance (Mar)		-43.0B	-192.0B
14-Apr-15	GBP	CPI (YoY) (Mar)			
14-Apr-15	GBP	PPI Input (YoY) (Mar)		-13.50%	-13.50%
14-Apr-15	EUR	Industrial Production (YoY) (Feb)		0.50%	1.20%
14-Apr-15	USD	PPI (YoY) (Mar)			-0.60%
14-Apr-15	USD	Retail Sales (MoM) (Mar)		0.90%	-0.60%
14-Apr-15	USD	Business Inventories (MoM) (Feb)		0.20%	
15-Apr-15	CNY	GDP (YoY) (Q1)		7.00%	7.30%
15-Apr-15	CNY	Industrial Production (YoY) (Mar)		6.90%	6.80%
15-Apr-15	JPY	Industrial Production (MoM) (Feb)			-3.40%
15-Apr-15	EUR	Trade Balance (Feb)			7.9B
15-Apr-15	USD	MBA 30-Year Mortgage Rate			3.86%
15-Apr-15	EUR	Interest Rate Decision (Apr)			0.05%
15-Apr-15	USD	NY Empire State Manufacturing Index (Apr)		5.9	6.9
15-Apr-15	USD	Industrial Production (MoM) (Mar)			0.10%
16-Apr-15	USD	TIC Net Long-Term Transactions (Feb)			-27.2B
16-Apr-15	USD	Building Permits (Mar)		1.075M	1.102M
16-Apr-15	USD	Housing Starts (Mar)		1.045M	0.897M
16-Apr-15	USD	Philadelphia Fed Manufacturing Index (Apr)		6	5
16-Apr-15	USD	Initial Jobless Claim			
17-Apr-15	EUR	Current Account n.s.a. (Feb)			8.2B
17-Apr-15	GBP	Unemployment Rate (Feb)		5.60%	5.70%
17-Apr-15	EUR	CPI (YoY) (Mar)		-0.10%	-0.10%
17-Apr-15	USD	CPI (MoM) (Mar)		0.20%	0.20%
17-Apr-15	USD	Michigan Consumer Sentiment (Apr)		93.5	93

## Indian Economic Calendar

Date	Curr.	Event	Actual	Forecast	Previous
13-Apr-15	INR	CPI (YoY) (Mar)		5.50%	5.37%
13-Apr-15	INR	Industrial Production (YoY) (Feb)			2.60%
14-Apr-15	INR	WPI Inflation (YoY) (Mar)		-1.95%	-2.06%
15-Apr-15	INR	M3 Money Supply (2wk)			11.10%
17-Apr-15	INR	Bank Loan Growth (2wk)			9.50%
17-Apr-15	INR	Deposit Growth (2wk)			11.40%

**Disclosure**

- The Research Analysts and /or Ashika Stock Broking Limited do hereby certify that all the views expressed in this research report accurately reflect their views about the subject issuer(s) or securities. Moreover, they also certify the followings:-
- The Research Analyst or Ashika Stock Broking Limited or his/its Associates or his/its relative, has any financial interest in the subject company(ies) covered in this report. **No**
- The Research Analyst or Ashika Stock Broking Limited or his/its Associates or his/its relative, have actual/beneficial ownership of 1% or more in the subject company, at the end of the month immediately preceding the date of the publication of the research report. **No**
- The Research Analyst or Ashika Stock Broking Limited or his/its Associates or his/its relatives has any material conflict of interest at the time of publication of the research report. **No**
- The Research Analyst or Ashika Stock Broking Limited or his/its Associates have received compensation for investment banking or merchant banking or brokerage services or for product other than for investment banking or merchant banking or brokerage services from the companies covered in this report in the past 12 months. **No**
- The Research Analyst or Ashika Stock Broking Limited or his/its Associates have managed or co managed in the previous 12 months any private or public offering of securities for the company(ies) covered in this report. **No**
- The Research Analyst or Ashika Stock Broking Limited or his/its Associates have received any compensation or other benefits from the company(ies) covered in this report or any third party in connection with the Research Report. **No**
- The Research Analyst has served as an officer, director or employee of the company(ies) covered in the research report. **No**
- The Research Analyst or Ashika Stock Broking Limited has been engaged in Market making activity of the company(ies) covered in the research report. **No**

**Disclaimer**

This report is for the personal information of the authorized recipient and does not construe to be any investment, legal or taxation advice to you. Ashika Stock Broking Ltd. is not soliciting any action based upon it. This report is not for public distribution and has been furnished to you solely for your information and should not be reproduced or redistributed to any other person in any form. The report is based upon information that we consider reliable, but we do not represent that it is accurate or complete, and it should not be relied upon such. Ashika Stock Broking Ltd. or any of its affiliates or employees shall not be in anyway responsible for any loss or damage that may arise to any person from any inadvertent error in the information contained in this report. Ashika Stock Broking Ltd., or any of its affiliates or employees do not provide, at any time, any express or implied warranty of any kind, regarding any matter pertaining to this report, including without limitation the implied warranties of merchantability, fitness for a particular purpose, and non-infringement. The recipients of this report should rely on their own investigations.