

Equity	Latest	% Chg	NSE Sect. Indices	Latest	% Chg
Nifty	8047	0.42	CNX IT	11119	0.23
Sensex	26687	0.38	BANK NIFTY	17602	0.82
DowJones	17904	0.64	S&P CNX 500	6627	0.40
Nasdaq	5056	0.51	CNX FMCG	18955	0.10
Hangseng	26618	0.19	CNX REALTY	3168	1.52
Shanghai	4805	(1.68)	CNX AUTO	8091	1.18
Nikkei	20191	(0.33)	CNX ENERGY	8452	0.40
Strait Times	3334	1.09	CNX PHARMA	11474	0.20
Kospi	2028	(0.03)	<b>Advances / Declines</b>	<b>BSE</b>	<b>NSE</b>
Taiwan	9212	(0.01)	Advances	1275	751
FTSE	6710	(0.01)	Declines	1351	702
CAC	4840	0.51	Unchanged	128	79
DAX	11044	0.54	Total	2754	1532

Nifty Gainers		
Company	Price(Rs)	Chg(%)
INDUSINDBK	823.75	3.68
TATAPOWER	74.00	2.71
BAJAJ-AUTO	2393.00	2.60
POWERGRID	144.50	2.34
NMDC	118.40	2.16

Nifty Losers		
Company	Price(Rs)	Chg(%)
IDEA	168.75	(3.87)
CAIRN	181.65	(3.22)
VEDL	178.15	(1.76)
BPCL	821.80	(1.40)
LUPIN	1690.20	(1.26)

Vol. Shockers	Last Day (Lakh)	2 Wk Avg. (Lakh)	Vol. Ch. (Times)
FRL	112.81	3.7	30
RAMCOCEM	2.01	0.1	17
INSECTICID	2.10	0.2	11
TIL	1.07	0.1	9
JINDALSAW	13.54	1.6	9

Indian Forex	Closing	Chg	% Chg
USD/INR	64.151	0.064	0.10
GBP/INR	100.036	0.465	0.47
EUR/INR	72.272	0.431	0.60
JPY/INR	51.910	(0.020)	(0.04)

Precious Metal	Closing	Chg (Rs.)
Gold (Rs/10gm)	26752	178
Silver (Rs/1kg)	36868	300

Commodities	Price	% Chg.
Crude (US\$/BBL)	60.1	0.10
Brent (US\$/BBL)	63.7	(0.69)
Gold (US/oz)	1180.7	(0.39)
Silver (US\$/oz)	16.0	(0.25)
Copper (US\$/MT)	5752.0	(0.15)
Alum (US\$/MT)	1660.5	0.03
Zinc(US\$/MT)	2081.5	(0.26)

ADR	Cl. Values	% Chg.
ICICI Bank	9.88	0.22
HDFC Bank	56.65	0.29
Infosys	31.84	0.59
Sterlite Inds.	6.22	0.00
Dr. Deddy's Labs	51.80	(0.08)
Wipro	11.84	0.07
Tata Motors	34.56	0.18

## Market Sensor

US market closed higher on Tuesday as the Federal Reserve's began a two-day meeting and investors attempted to shake off worries about the Greece debt talks. Dow Jones Industrial Average was up 0.64% or 113.31 points at 17904.48. Nasdaq Composite was up 0.51% or 25.58 points at 5055.56. Standard & Poor's 500 was up 0.57% or 11.86 points at 2096.29.

Indian equity market close with gain of over half a percent, Initially participants were seen trading with cautious stance due to weak global cues pertaining to Greece debt issue and the US FOMC meet. Sentiment turned positive after IMD announced Monsoon being 13% above normal since June 1. Nifty ended the previous day with a gain of 0.42% or 33.40 at 8047.30. On Tuesday's trading session, FII's sold Rs.521.65 Cr in cash market and bought net Rs.149.61 in derivative segment. Whereas, DII bought net Rs.644.81 Cr in cash segment.

## Global News

❖ After a weak first quarter and a rebound in the second, Wall Street remains convinced of a Fed rate hike in the third quarter. Respondents to the CNBC Fed Survey continue to look for the Fed's first rate increase in nine years to take place in September.(CNBC)

❖ U.S. housing starts fell in May after a hefty increase the prior month, but a surge in permits for future construction to a near eight-year high suggested the pullback was temporary and pointed to underlying strength in housing.(CNBC)

❖ Sentiment among U.S. home builders took a sharp jump in June to the highest level of the year, despite rising costs for consumers. Builder confidence rose five points to 59 from May's reading on the National Association of Home Builders/Wells Fargo Housing Market Index(CNBC)

❖ U.S. industrial production unexpectedly fell in May, likely as a strong dollar and energy spending cuts continued to weigh on manufacturing and mining output, bucking signs of an acceleration in the broader economy. (CNBC)

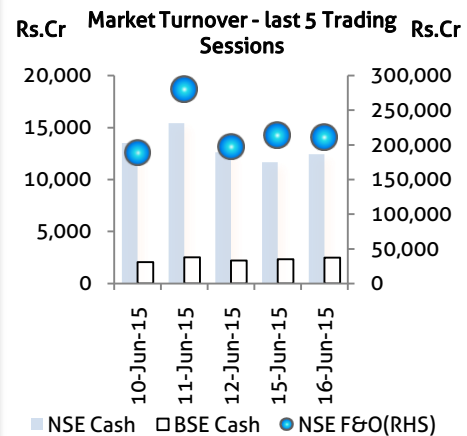
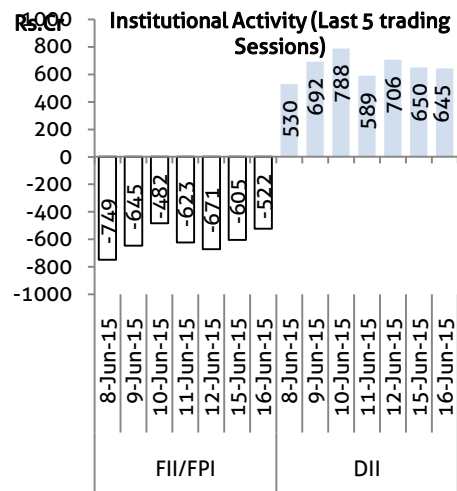
❖ Prime Minister Alexis Tsipras accused Greece's creditors on Tuesday of trying to "humiliate" Greeks with more cuts as he defied a growing drumbeat of warnings that Europe was preparing for his country to leave the euro.(Reuters)

## Economic News

- ❖ The Cabinet Committee on Economic Affairs (CCEA) is likely to approve tomorrow a proposal to raise the minimum support price (MSP) of paddy by Rs 50 to Rs 1,410 per quintal for this year. (BS)
- ❖ The central bank is not likely to go for further easing this year as weak rains may have a tangible impact on food inflation and could directly impact rural household consumption, an HSBC report has said. (BS)
- ❖ The number of mobile subscriptions in the country is expected to increase to 1.4 billion by 2020, against 970 million in 2014, driven by rise in affordable devices and services, according to a report by telecom equipment maker Ericsson. (BS)
- ❖ Chairman of the Empowered Committee of state FMs on Goods and Services Tax (GST) K M Mani submitted views of the states to the Rajya Sabha Select Committee which is scrutinising the Bill. (BS)
- ❖ Feared with serious impact on exports of value added products due to removal of benefits, textile mills have urged the government to include cotton textiles in the new Foreign Trade Policy 2015-20. (BS)
- ❖ Asian Development Bank proposes to increase lending to India by almost 50 per cent to USD 12 billion by 2018, ADB President Takehiko Nakao said. (BS)
- ❖ Chairman of the Empowered Committee of state FMs on Goods and Services Tax (GST) K M Mani submitted views of the states to the Rajya Sabha Select Committee which is scrutinising the Bill. (BS)
- ❖ Farmer-turned-politician Shivraj Singh Chouhan, Chief Minister of Madhya Pradesh, is working aggressively on some initiatives, including increasing irrigation cover, a home-grown crop insurance scheme and smart townships. (BS)
- ❖ The country is likely to experience the energy shortage of 2.1% (24,077 MUs) and peak shortage of 2.6% (4,108 MW) in 2015-16 against the energy shortage of 3.6% (28,138 MUs) and peak shortage of 4.7% (7,0006 MW) in 2014-15. (BS)
- ❖ The President of Confederation of Indian Industry (CII), Sumit Mazumder, said the body is convinced that India and Russia can achieve 30 billion dollars in the bilateral trade by 2025 as targeted. (BS)
- ❖ India's exports fell for the sixth straight month in May, government data showed on Tuesday. (BS)
- ❖ Merchandise exports in May contracted 20.19 per cent, reaching \$22.34 billion compared with \$28 billion a year ago in the same month. Exports registered a bigger fall in May as against April when it contracted 13.96 per cent. (BS)
- ❖ Minister of State (Independent Charge) for Tourism Dr Mahesh Sharma has said that the Prime Minister Narendra Modi-led government plans to cover 150 countries under the e-visa scheme by the end of the year. (BS)

Global Forex	Closing	Chg	% Chg
EUR-USD	1.1253	0.0005	0.04
GBP-USD	1.5643	(0.0005)	(0.03)
USD-JPY	123.46	0.0700	0.06

Bond Markets	Closing	Chg
10-yr bond	8.05	3.60bps
Interbank call	6.96	-12.21bps

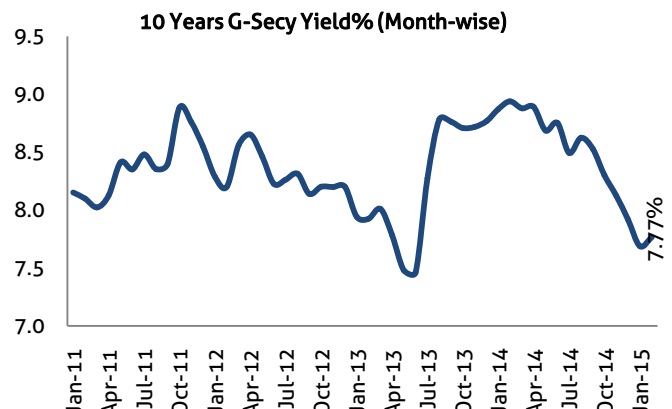
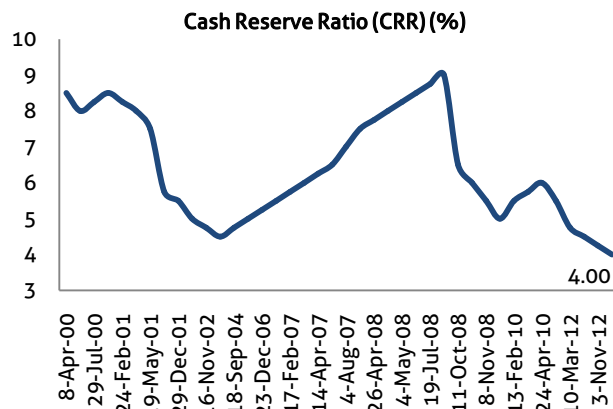
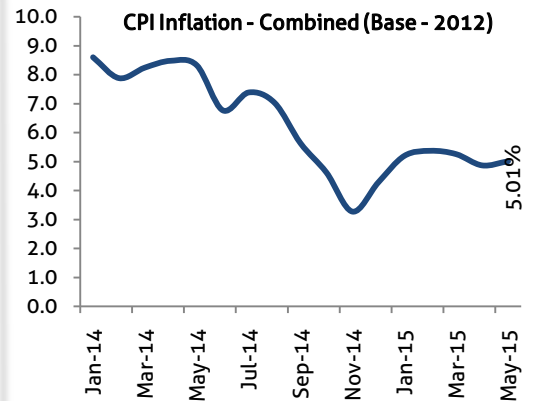
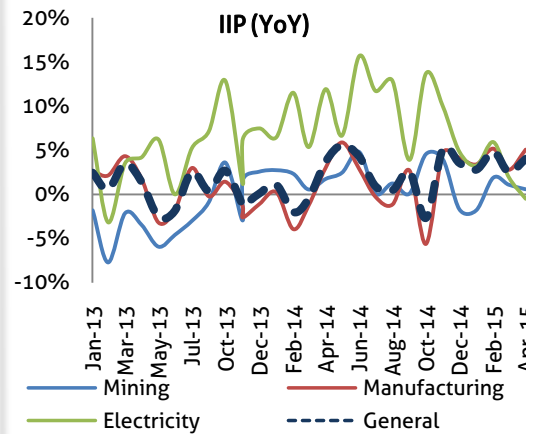
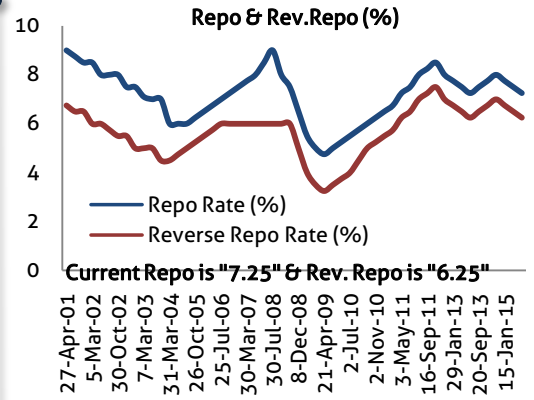


## Domestic News

- ❖ Total subscriber base of seven GSM telecom operator, including Airtel, Vodafone, Idea reached 716.24 million at the end of May, as per data released by industry body COAI. (BS)
- ❖ Diversified business conglomerate ITC would remove the disclaimer "no added MSG" from packets of its instant noodles sold under Sunfeast Yippee brand following recent directions by the central food safety regulator FSSAI. (BS)

## Domestic News (Cont...)

- ❖ Technology major Dell announced it has entered into a strategic distribution partnership with HCL Infosystems Ltd to distribute Dell's entire Hardware & Software Products. (BS)
- ❖ Swedish pharmaceutical company Medivir announced a partnership with Hyderabad-based contract research firm GVK Biosciences Private Limited (GVK Bio) as it seeks to focus its core areas of oncology and infectious diseases within the discovery research department. (BS)
- ❖ Uttar Pradesh sugar mills have failed to comply with the Allahabad High Court which had directed them to settle 25% of their cane arrears by June 15. (BS)
- ❖ The complexion of Indian real estate sector, which has been unorganised to a large extent, may change with the entry of big groups into residential segment. (BS)
- ❖ The government plans to sell 3 per cent stake in Bharat Petroleum Corp Ltd, the nation's second largest state oil firm, this fiscal to raise around Rs 1,800 crore. (BS)
- ❖ Edelweiss Alternative Asset Advisors Limited announced the first closing of Singapore-based EW Special Opportunities Fund II (ESOF-II) at US\$ 205 million. (BS)
- ❖ The Andhra Pradesh government is planning to create a Rs 100-crore state innovation fund for startups, according to J Satyanarayana, advisor (egovernance, electronics and IT) to the state government. (BS)
- ❖ Infibeam kick-started its Big Bang sale with huge discounts on various items including electronics, mobile phones, apparels and watches. (BS)
- ❖ Discovery Networks Asia-Pacific (DNAP) announced acquisition of sports channel Setanta Sports Asia which primarily broadcasts rugby matches. (BS)
- ❖ Rupert Murdoch led media company News Corp said it has raised stake in Singapore based Elara Technologies, the parent of real estate portal PropTiger.com, from 25% to 30%. (BS)
- ❖ Having burnt its hands once, Reliance Industries is looking to tread cautiously on the fuel retailing front this time. (BS)
- ❖ Biopharmaceutical firm Suven Life Sciences said it has been granted one patent each by the US, Israel and Macau for a drug used in the treatment of neurodegenerative diseases. (BS)



## Bulk Deal - NSE

Date	Security Name	Client Name	Buy/Sell	Traded Qty.	Price
16-Jun-15	CARE Limited	GMO EMERGING DOMESTIC OPPORTUNITIES FUND	SELL	282022	1468.3
16-Jun-15	Siti Cable Network Ltd	HDFC MUTUAL FUND	BUY	9000000	34.7
16-Jun-15	Lambodhara Textiles Ltd.	N.K. SECURITIES	SELL	64692	688.8
16-Jun-15	Noida Toll Bridge Company	FIDELITY INVESTMENT INTL A/C FIDELITY ASIAN VALUES PLC	BUY	1121999	32.0
16-Jun-15	Donear Industries Limited	CITIGROUP GLOBAL MARKETS MAURITIUS PRIVATE LIMITED	SELL	1238000	8.9

## Bulk Deal - BSE

Date	Security Name	Client Name	Buy/Sell	Traded Qty.	Price
16-Jun-15	FRL	COPTHALL MAURITIUS INVESTMENT LIMITED	S	10,755,879	112.5
16-Jun-15	LAMBODHARA	GKN SECURITIES	S	23,750	699.1
16-Jun-15	EXCAST	SAMPATI BROKING PRIVATE LIMITED	S	305,794	27.2
16-Jun-15	RUDRAKSH	VAISHALI PRAGNESH PANDYA	S	61,828	72.4
16-Jun-15	PACIFICI	KGA SECURITIES INDIA LIMITED	S	14,704	227.6

## Corporate Actions

Scrip Code	Scrip Name	Ex-Date	Purpose	Record Date
500477	ASHOKLEY	17-Jun-15	Dividend - Rs. - 0.4500	-
501827	CENTPROV	17-Jun-15	Reduction of Capital	18-Jun-15
530959	DIANATEA	17-Jun-15	Dividend - Rs. - 0.2500	-
523277	GVFILM	17-Jun-15	Reduction of Capital	18-Jun-15
534690	LAKSHVILAS	17-Jun-15	Dividend - Rs. - 2.0000	-
532480	ALBK	18-Jun-15	Dividend - Rs. - 1.6300	-
500027	ATUL	18-Jun-15	Dividend - Rs. - 8.5000	-
533304	CMAHENDRA	18-Jun-15	Bonus issue 1:1	19-Jun-15
532121	DENABANK	18-Jun-15	Dividend - Rs. - 0.9000	-
590031	DENORA	18-Jun-15	Dividend - Rs. - 1.5000	-
500247	KOTAKBANK	18-Jun-15	Dividend - Rs. - 0.9000	-
523411	KRONE	18-Jun-15	Final Dividend - Rs. - 1.0000	-
523209	NICCOUCO	18-Jun-15	Reduction of Capital	19-Jun-15
536666	SFCL	18-Jun-15	Interim Dividend - Rs. - 1.0000	19-Jun-15
532276	SYNDIBANK	18-Jun-15	Dividend - Rs. - 4.7000	-
532477	UNIONBANK	18-Jun-15	Dividend - Rs. - 6.0000	-
516072	VISHNU	18-Jun-15	Final Dividend - Rs. - 1.0000	-
532144	WELSPUNGUJR	18-Jun-15	Dividend - Rs. - 0.5000	-
514162	WELSPUNIND	18-Jun-15	Final Dividend - Rs. - 7.5000	-
530117	ADIFINCHM	19-Jun-15	Dividend - Rs. - 2.5000	-
500335	BIRLACORPN	19-Jun-15	Dividend - Rs. - 6.0000	-
500135	ESSELPRO	19-Jun-15	Dividend - Rs. - 1.6000	-

## Global Economic Calendar

Date	Curr.	Event	Actual	Forecast	Previous
15-Jun-15	EUR	Trade Balance (Apr)			23.4B
15-Jun-15	USD	NY Empire State Manufacturing Index (Jun)		5.2	3.09
15-Jun-15	USD	Industrial Production (MoM) (May)		0.20%	-0.30%
15-Jun-15	USD	Manufacturing Production (MoM) (May)		0.20%	
15-Jun-15	USD	NAHB Housing Market Index (Jun)		56	54
16-Jun-15	USD	TIC Net Long-Term Transactions (Apr)			17.6B
16-Jun-15	GBP	CPI (YoY) (May)		0.10%	-0.10%
16-Jun-15	GBP	PPI Input (YoY) (May)			-11.70%
16-Jun-15	GBP	PPI Output (YoY) (May)		-1.60%	-1.70%
16-Jun-15	GBP	RPI (YoY) (May)		1.10%	0.90%
16-Jun-15	EUR	Employment Change (YoY) (Q1)			0.90%
16-Jun-15	USD	Building Permits (May)		1.093M	1.140M
16-Jun-15	USD	Housing Starts (May)		1.100M	1.135M
17-Jun-15	JPY	Trade Balance (May)		-226B	-53B
17-Jun-15	GBP	Claimant Count Change (May)		-11.1K	-12.6K
17-Jun-15	GBP	Unemployment Rate (Apr)		5.50%	5.50%
17-Jun-15	EUR	CPI (YoY) (May)		0.30%	0.30%
17-Jun-15	USD	MBA 30-Year Mortgage Rate			4.17%
17-Jun-15	USD	Fed Interest Rate Decision		0.25%	0.25%
18-Jun-15	GBP	Retail Sales (YoY) (May)		4.80%	4.70%
18-Jun-15	USD	CPI (MoM) (May)		0.50%	0.10%
18-Jun-15	USD	Current Account (Q1)		-120.0B	-113.5B
18-Jun-15	USD	CB Leading Index (MoM) (May)		0.40%	0.70%
18-Jun-15	USD	Philadelphia Fed Manufacturing Index (Jun)		8	6.7
19-Jun-15	EUR	Current Account n.s.a. (Apr)			24.9B
19-Jun-15	GBP	Public Sector Net Borrowing (May)			6.04B

## Indian Economic Calendar

Date	Curr.	Event	Actual	Forecast	Previous
15-Jun-15	INR	WPI Inflation (YoY) (May)		-2.50%	-2.65%
15-Jun-15	INR	Trade Balance			-10.99B

**Disclosure**

- The Research Analysts and /or Ashika Stock Broking Limited do hereby certify that all the views expressed in this research report accurately reflect their views about the subject issuer(s) or securities. Moreover, they also certify the followings:-
- The Research Analyst or Ashika Stock Broking Limited or his/its Associates or his/its relative, has any financial interest in the subject company(ies) covered in this report. **No**
- The Research Analyst or Ashika Stock Broking Limited or his/its Associates or his/its relative, have actual/beneficial ownership of 1% or more in the subject company, at the end of the month immediately preceding the date of the publication of the research report. **No**
- The Research Analyst or Ashika Stock Broking Limited or his/its Associates or his/its relatives has any material conflict of interest at the time of publication of the research report. **No**
- The Research Analyst or Ashika Stock Broking Limited or his/its Associates have received compensation for investment banking or merchant banking or brokerage services or for product other than for investment banking or merchant banking or brokerage services from the companies covered in this report in the past 12 months. **No**
- The Research Analyst or Ashika Stock Broking Limited or his/its Associates have managed or co managed in the previous 12 months any private or public offering of securities for the company(ies) covered in this report. **No**
- The Research Analyst or Ashika Stock Broking Limited or his/its Associates have received any compensation or other benefits from the company(ies) covered in this report or any third party in connection with the Research Report. **No**
- The Research Analyst has served as an officer, director or employee of the company(ies) covered in the research report. **No**
- The Research Analyst or Ashika Stock Broking Limited has been engaged in Market making activity of the company(ies) covered in the research report. **No**

**Disclaimer**

This report is for the personal information of the authorized recipient and does not construe to be any investment, legal or taxation advice to you. Ashika Stock Broking Ltd. is not soliciting any action based upon it. This report is not for public distribution and has been furnished to you solely for your information and should not be reproduced or redistributed to any other person in any form. The report is based upon information that we consider reliable, but we do not represent that it is accurate or complete, and it should not be relied upon such. Ashika Stock Broking Ltd. or any of its affiliates or employees shall not be in anyway responsible for any loss or damage that may arise to any person from any inadvertent error in the information contained in this report. Ashika Stock Broking Ltd., or any of its affiliates or employees do not provide, at any time, any express or implied warranty of any kind, regarding any matter pertaining to this report, including without limitation the implied warranties of merchantability, fitness for a particular purpose, and non-infringement. The recipients of this report should rely on their own investigations.