

| Equity | Latest | % Chg | NSE Sect. Indices | Latest | % Chg |
|--------------|--------|--------|----------------------------|------------|------------|
| Nifty | 8366 | (0.10) | CNX IT | 11372 | 0.82 |
| Sensex | 27646 | (0.15) | BANK NIFTY | 18380 | (0.23) |
| DowJones | 18312 | 0.07 | S&P CNX 500 | 6910 | (0.02) |
| Nasdaq | 5070 | (0.17) | CNX FMCG | 20231 | (0.30) |
| Hangseng | 27558 | (0.49) | CNX REALTY | 3589 | (0.31) |
| Shanghai | 4459 | 0.94 | CNX AUTO | 8531 | (0.80) |
| Nikkei | 20165 | 0.69 | CNX ENERGY | 8455 | (0.20) |
| Strait Times | 3441 | (0.37) | CNX PHARMA | 12502 | 0.13 |
| Kospi | 2131 | 0.49 | Advances / Declines | BSE | NSE |
| Taiwan | 9699 | (0.18) | Advances | 1453 | 593 |
| FTSE | 6995 | 0.38 | Declines | 1289 | 542 |
| CAC | 5117 | 2.09 | Unchanged | 115 | 40 |
| DAX | 11853 | 2.23 | Total | 2857 | 1175 |

| Nifty Gainers | | |
|---------------|-----------|--------|
| Company | Price(Rs) | Chg(%) |
| HEROMOTOCO | 2579.00 | 2.32 |
| ULTRACEMCO | 2952.00 | 1.79 |
| ZEEL | 316.10 | 1.48 |
| INFY | 2022.20 | 1.46 |
| WIPRO | 552.05 | 1.43 |

| Nifty Losers | | |
|--------------|-----------|--------|
| Company | Price(Rs) | Chg(%) |
| HDFC | 1236.05 | (2.23) |
| TATAMOTORS | 509.75 | (2.10) |
| ONGC | 316.85 | (1.52) |
| CAIRN | 200.65 | (1.40) |
| M&M | 1247.00 | (1.32) |

| Vol. Shockers | Last Day (Lakh) | 2 Wk Avg. (Lakh) | Vol. Ch. (Times) |
|---------------|-----------------|------------------|------------------|
| SANGAMIND | 20.33 | 0.4 | 46 |
| MPHASIS | 2.10 | 0.1 | 45 |
| APLLTD | 7.13 | 0.2 | 34 |
| JBFIND | 5.27 | 0.2 | 25 |
| IGARASHI | 2.69 | 0.1 | 20 |

| Indian Forex | Closing | Chg | % Chg |
|--------------|---------|---------|--------|
| USD/INR | 63.687 | 0.133 | 0.21 |
| GBP/INR | 99.727 | (0.136) | (0.14) |
| EUR/INR | 71.902 | (0.772) | (1.06) |
| JPY/INR | 53.090 | (0.030) | (0.06) |

| Precious Metal | Closing | Chg (Rs.) |
|-----------------|---------|-----------|
| Gold (Rs/10gm) | 27450 | (200) |
| Silver (Rs/1kg) | 39696 | (556) |

| Commodities | Price | % Chg. |
|------------------|--------|--------|
| Crude (US\$/BBL) | 58.6 | (1.48) |
| Brent (US\$/BBL) | 64.6 | (2.27) |
| Gold (US/oz) | 1208.9 | (1.04) |
| Silver (US\$/oz) | 17.1 | (2.57) |
| Copper (US\$/MT) | 6270.0 | (1.77) |
| Alum (US\$/MT) | 1795.5 | (2.53) |
| Zinc(US\$/MT) | 2255.0 | (1.72) |

| ADR | Cl. Values | % Chg. |
|------------------|------------|--------|
| ICICI Bank | 10.52 | 0.22 |
| HDFC Bank | 58.34 | 0.64 |
| Infosys | 31.70 | 0.29 |
| Sterlite Inds. | 6.22 | 0.00 |
| Dr. Deddy's Labs | 57.11 | 1.01 |
| Wipro | 11.76 | 0.06 |
| Tata Motors | 41.06 | (0.64) |

Market Sensor

US market closed mixed on Tuesday as investors eyed renewed gains in yields and the dollar ahead of the Federal Reserve meeting minutes. Dow Jones Industrial Average on Wednesday was up 0.07% or 13.51 points at 18312.39. Nasdaq Composite was down 0.17% or 8.40 points at 5070.04. Standard & Poor's 500 was down 0.06% or 1.37 points at 2127.83.

Indian equity market ended the previous session on a flat note. In absence of any fresh trigger in the market investors decided to book profit from the last two continuous day of gain. On the global front too European stocks surged after ECB stated that it plans to buy bond in May and June. Nifty ended the previous day with a decline 0.10% or 8.00 at 8365.65. On Tuesday's trading session, FII's bought Rs.48.06 Cr in cash market and bought net Rs.1957.14 in derivative segment. Whereas, DII bought net Rs.451.02 Cr in cash segment.

Global News

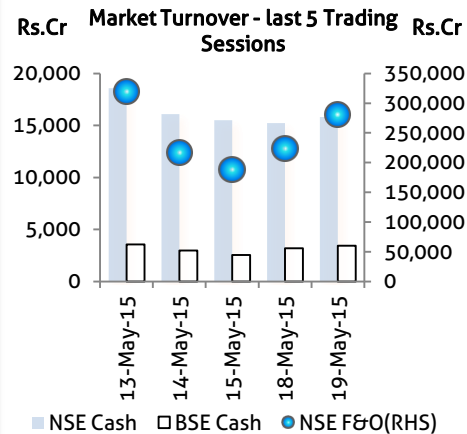
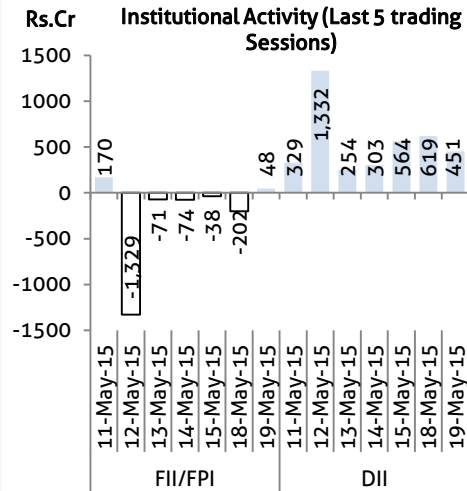
- ❖ Greece's labour minister said on Tuesday Athens would soon conclude a deal with its foreign creditors that could unlock further loans to the cash-starved country. (Reuters)
- ❖ Asian shares got off to a lackluster start on Wednesday after a mixed day on Wall Street, though Japan's better-than-expected economic growth lifted the Nikkei to a nearly one-month high. (Reuters)
- ❖ Japan's economy expanded at its fastest pace in a year in January-March but growth was inflated by inventory as business investment failed to gather momentum, keeping alive expectations for more monetary stimulus later this year. (Reuters)
- ❖ The euro nursed steep losses early on Wednesday, having suffered a major setback as the European Central Bank looked to accelerate the pace of money printing to buy government bonds over the next two months. (Reuters)
- ❖ German investor sentiment nose-dived in May, signaling that the euro zone's largest economy is spooked by the ongoing Greek bailout drama and a lack of growth, despite the weaker euro. (CNBC)
- ❖ Annual consumer price inflation in the U.K. fell below zero for the first time since the 1960s, official data released on Tuesday showed. (CNBC)

Economic News

- ❖ Iranian trade negotiators have become more assertive with Indian counterparts as hopes rise of international sanctions on Tehran easing later this year, sources said, and Indian companies fear they may lose business as more countries bid for projects. (BS)
- ❖ The current account deficit is likely to remain at "manageable levels" of around 1.5 per cent of GDP in the current fiscal despite a marginal rise in oil prices and sluggish manufacturing exports, said an HSBC report. (BS)
- ❖ The new service tax rate of 14% will come into effect from June 1, government today said, in a move that will make eating out in restaurants, insurance and phone bills expensive, among many other things. (BS)
- ❖ Seeking to mobilise gold held by households and institutions, the government on Tuesday released a draft scheme under which a person or entity can earn interest by depositing the metal with banks. (BS)
- ❖ After years of delay, work on the Rs 81,000 crore Dedicated Freight Corridor (DFC) project, India's ambitious attempt to reform freight transport, has picked up pace. (BS)
- ❖ South Korean President Park Geun-hye said "Modinomics" and Korea's "3.0 economic plan" can combine to become central drivers for lifting the global economy. (BS)
- ❖ Finance Minister Arun Jaitley has said the BJP was "never" in favour of allowing foreign direct investment in multi-brand retail and a recent government notification only published the extant policy on it. (BS)
- ❖ The Finance Ministry could have sidestepped a damaging multibillion-dollar tax row with foreign investors if it had acted on regular warning letters that officials had been sending since as long ago as September. (BS)
- ❖ Indian scientists have completed final trials of a genetically modified (GM) variety of mustard and will submit a report to the government in a month, hoping to win over stiff opposition to make it the country's first commercial transgenic food crop. (BS)
- ❖ As Prime Minister Narendra Modi completes one year in office, his cuts in federal welfare spending on the poorest of India's 1.25 billion people are coming in for sharp criticism, including from within his cabinet. (BS)

| Global Forex | Closing | Chg | % Chg |
|--------------|---------|----------|--------|
| EUR-USD | 1.1146 | (0.0004) | (0.04) |
| GBP-USD | 1.5521 | 0.0008 | 0.05 |
| USD-JPY | 120.86 | 0.17 | 0.14 |

| Bond Markets | Closing | Chg |
|----------------|---------|----------|
| 10-yr bond | 7.93 | -6.50bps |
| Interbank call | 7.66 | 6.89bps |

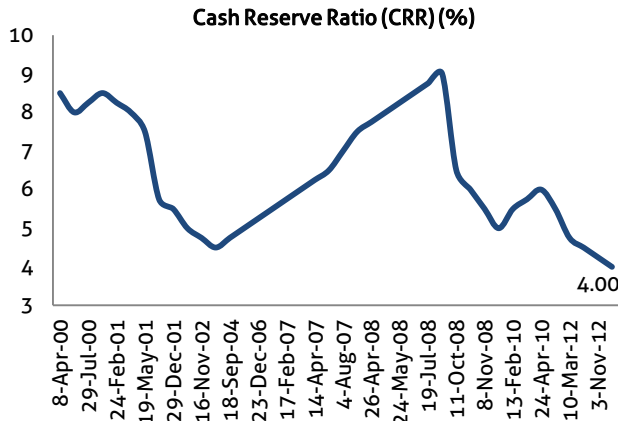
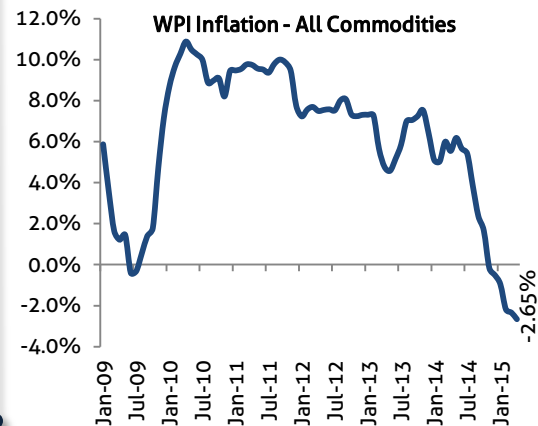
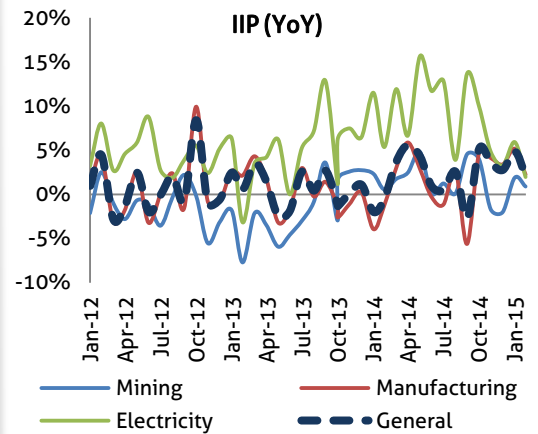
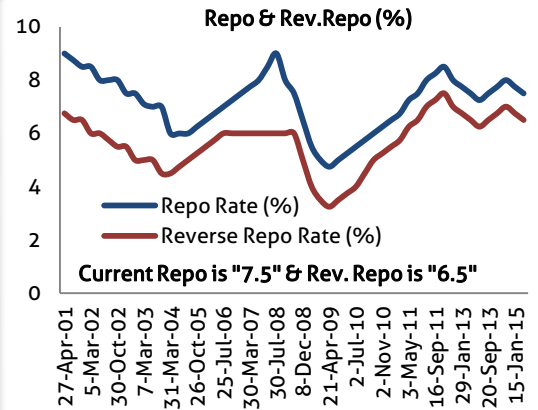


Domestic News

- ❖ Reliance Industries Limited (RIL) has raised \$ 200 million on Tuesday through 20-year bonds. The notes have been issued at par and will bear a fixed interest rate of 5 per cent per annum with interest payable semi-annually in arrears. (BS)
- ❖ Adhesives and industrial chemicals manufacturer Pidilite Industries reported 10.34 per cent increase in its consolidated profit at Rs 80.64 crore for the fourth quarter ended March 31, 2015. (BS)
- ❖ Tamilnadu Petroproducts Ltd has posted a net loss of Rs 29.75 crore for the quarter ended March 31, 2015, as compared to a net profit of Rs 0.58 crore registered during the same period of previous fiscal year. The total income from operations stood at Rs 233.16 crore during the quarter, down 17 per cent from Rs 281.03 crore during the corresponding quarter of previous fiscal year. (BS)

Domestic News (Cont...)

- ❖ Tata Steel said it has no immediate plans to sell-off its Long Products Europe business to the Switzerland-based Klesch Group. (BS)
- ❖ Telecom major Airtel is all set to buy out Augere Wireless -- 4G spectrum holder company in Madhya Pradesh circle -- for about Rs 150 crore. (BS)
- ❖ Consumer products major Colgate-Palmolive (India) Ltd on Tuesday said its profits during the fourth quarter of 2015 rose by 23.6% at Rs 163.63 crore against Rs 132.3 crore in the corresponding timeframe last fiscal. (BS)
- ❖ Zuari Group said it has acquired an additional 36.56 per cent stake in Mangalore Chemicals and Fertilisers Ltd (MCFL) and has become a majority shareholder in the Vijay Mallya-led UB Group firm. (BS)
- ❖ Reports that Tata Steel is about to sell its long products division to Klesch Group are 'speculative' and do not reflect the views of the company, the steelmaker told the National Stock Exchange on Tuesday. (BS)
- ❖ A Supreme Court order last week has come as a major boost for compulsory purchase of renewable energy even though it is unlikely to increase the power costs for an industry dependent on captive power generation. (BS)
- ❖ IDBI Bank has decided to roll out e-huts to connect with the rural populace, a senior bank official said here. (BS)
- ❖ Cadila Healthcare's performance for the March'15 quarter comprehensively surprised the street. The company's top line growth and profitability was largely helped by US sales, which at about 43% of topline grew 44.4%. (BS)
- ❖ Tata Motors, India's biggest auto maker, commercially launched the GenX Nano priced at Rs 2.10 lakh (ex-showroom, Mumbai). (BS)
- ❖ IT giant Infosys on Monday said it was reworking the compensation of its employees and structure of its top 200 customer accounts as the country's second largest services firm looks to get back its lead position. (BS)
- ❖ Mahindra Holidays & Resorts India Ltd (MHRIL) reported a standalone net profit of Rs 10.42 crore for the fourth quarter ended March 31, 2015. (BS)



Bulk Deal - NSE

| Date | Security Name | Client Name | Buy/Sell | Traded Qty. | Price |
|-----------|---------------------------|--|----------|-------------|--------|
| 19-May-15 | Justdial Ltd. | FIDELITY INVESTMENT TRUST FID DIV INTL FUND | BUY | 2525892 | 1077.2 |
| 19-May-15 | Justdial Ltd. | FIDELITY INVESTMENT TRUST FIDELITY EMERGING MARKETS FUND | BUY | 628866 | 1077.2 |
| 19-May-15 | Housing Development and I | SHAASTRA SECURITIES TRADING PRIVATE LIMITED | SELL | 2191943 | 106.4 |
| 19-May-15 | Hanung Toys and Textiles | SATINDER PAUL GUPTA | SELL | 368042 | 10.2 |
| 19-May-15 | Rasoya Proteins Ltd | JMP SECURITIES PVT LTD | SELL | 9780155 | 0.3 |

Bulk Deal - BSE

| Date | Security Name | Client Name | Buy/Sell | Traded Qty. | Price |
|-----------|---------------|-----------------------------------|----------|-------------|-------|
| 19-May-15 | SANGAMIND | WITHAL COMMERCIAL PRIVATE LIMITED | S | 1,795,990 | 75.0 |
| 19-May-15 | MONNETISPA | CLSA GLOBAL MARKETS PTE LTD | B | 621,000 | 37.3 |
| 19-May-15 | CUPID-\$ | MADRAS PARAMESWARAN MANOJ MAHADEV | S | 142,089 | 90.5 |
| 19-May-15 | TTIL | DHIREN DHARAMDAS AGRAWAL (HUF) | S | 62,500 | 138.5 |
| 19-May-15 | UNOINDL | UNICON TIE UP PRIVATE LIMITED | S | 2,665,000 | 2.0 |

Corporate Actions

| Scrip Code | Scrip Name | Ex-Date | Purpose | Record Date |
|------------|-------------|-----------|------------------------------------|-------------|
| 521056 | CHESLINTEX | 21-May-15 | Amalgamation | 22-May-15 |
| 526409 | KKALPANAIND | 21-May-15 | Stock Split From Rs.10/- to Rs.2/- | 22-May-15 |
| 501471 | MACK | 21-May-15 | Right Issue of Equity Shares | 22-May-15 |
| 532648 | YESBANK | 21-May-15 | Final Dividend - Rs. - 9.0000 | - |
| 532921 | ADANI PORTS | 22-May-15 | Dividend - Rs. - 1.1000 | - |
| 517326 | CMC | 22-May-15 | Dividend - Rs. - 27.5000 | - |
| 590043 | HARITASEAT | 22-May-15 | Interim Dividend - Rs. - | 25-May-15 |
| 533345 | IPRU1063 | 22-May-15 | Temporary Suspension | 25-May-15 |
| 533347 | IPRU1064P | 22-May-15 | Temporary Suspension | 25-May-15 |
| 533349 | IPRU1302 | 22-May-15 | Temporary Suspension | 25-May-15 |
| 533351 | IPRU1303P | 22-May-15 | Temporary Suspension | 25-May-15 |
| 533348 | IPRU1686 | 22-May-15 | Temporary Suspension | 25-May-15 |
| 533352 | IPRU1687 | 22-May-15 | Temporary Suspension | 25-May-15 |
| 536061 | IPRU8061 | 22-May-15 | Temporary Suspension | 25-May-15 |
| 536062 | IPRU8062 | 22-May-15 | Temporary Suspension | 25-May-15 |
| 536063 | IPRU8116 | 22-May-15 | Temporary Suspension | 25-May-15 |
| 521248 | KITEX | 25-May-15 | Dividend - Rs. - 1.2500 | - |
| 532732 | KKCL | 25-May-15 | Interim Dividend - Rs. - 3.0000 | 26-May-15 |
| 531213 | MANAPPURAM | 25-May-15 | Interim Dividend - Rs. - 0.4500 | 26-May-15 |
| 538503 | MARICOKAYEL | 26-May-15 | Amalgamation | 27-May-15 |
| 523445 | RELIANCEINF | 26-May-15 | Dividend - Rs. - 3.5000 | - |
| 500330 | RAYMOND | 27-May-15 | Dividend - Rs. - 3.0000 | - |

Global Economic Calendar

| Date | Curr. | Event | Actual | Forecast | Previous |
|-----------|-------|--|--------|----------|----------|
| 18-May-15 | JPY | Industrial Production (MoM) (Mar) | | | -0.30% |
| 18-May-15 | JPY | Tertiary Industry Activity Index (MoM) | | | 0.30% |
| 18-May-15 | USD | NAHB Housing Market Index (May) | | 57 | 56 |
| 19-May-15 | GBP | CPI (MoM) (Apr) | | 0.40% | 0.20% |
| 19-May-15 | GBP | PPI Input (MoM) (Apr) | | 0.80% | 0.30% |
| 19-May-15 | GBP | RPI (MoM) (Apr) | | 0.40% | 0.20% |
| 19-May-15 | EUR | CPI (MoM) (Apr) | | 0.20% | 1.10% |
| 19-May-15 | EUR | Trade Balance (Mar) | | | 20.3B |
| 19-May-15 | USD | Building Permits (Apr) | | 1.072M | 1.042M |
| 19-May-15 | USD | Housing Starts (Apr) | | 1.010M | 0.926M |
| 20-May-15 | JPY | GDP (YoY) (Q1) | | 1.50% | 1.50% |
| 20-May-15 | USD | MBA 30-Year Mortgage Rate | | | 4.00% |
| 20-May-15 | USD | FOMC Meeting Minutes | | | |
| 21-May-15 | CNY | HSBC Manufacturing PMI (May) | | | 48.9 |
| 21-May-15 | EUR | Current Account n.s.a. (Mar) | | | 13.8B |
| 21-May-15 | GBP | Retail Sales (MoM) (Apr) | | 0.30% | -0.50% |
| 21-May-15 | GBP | CBI Industrial Trends Orders (May) | | | 1 |
| 21-May-15 | USD | Chicago Fed National Activity (Apr) | | | -0.42 |
| 21-May-15 | USD | CB Leading Index (MoM) (Apr) | | 0.30% | 0.20% |
| 21-May-15 | USD | Existing Home Sales (Apr) | | 5.25M | 5.19M |
| 21-May-15 | USD | Philadelphia Fed Manufacturing Index (May) | | 8 | 7.5 |
| 21-May-15 | USD | Initial Jobless Claims | | | |
| 21-May-15 | USD | KC Fed Manufacturing Index (May) | | | -2 |
| 22-May-15 | JPY | Manufacturing PMI (May) | | | 49.9 |
| 22-May-15 | EUR | Markit Composite PMI (May) | | | 53.9 |
| 22-May-15 | EUR | Services PMI (May) | | | 54.1 |
| 22-May-15 | USD | CPI (MoM) (Apr) | | 0.20% | 0.20% |
| 22-May-15 | USD | Manufacturing PMI (May) | | 54.5 | 54.1 |

Indian Economic Calendar

| Date | Curr. | Event | Actual | Forecast | Previous |
|------|-------|-------|--------|----------|----------|
| | | | | | |

Disclosure

- The Research Analysts and /or Ashika Stock Broking Limited do hereby certify that all the views expressed in this research report accurately reflect their views about the subject issuer(s) or securities. Moreover, they also certify the followings:-
- The Research Analyst or Ashika Stock Broking Limited or his/its Associates or his/its relative, has any financial interest in the subject company(ies) covered in this report. **No**
- The Research Analyst or Ashika Stock Broking Limited or his/its Associates or his/its relative, have actual/beneficial ownership of 1% or more in the subject company, at the end of the month immediately preceding the date of the publication of the research report. **No**
- The Research Analyst or Ashika Stock Broking Limited or his/its Associates or his/its relatives has any material conflict of interest at the time of publication of the research report. **No**
- The Research Analyst or Ashika Stock Broking Limited or his/its Associates have received compensation for investment banking or merchant banking or brokerage services or for product other than for investment banking or merchant banking or brokerage services from the companies covered in this report in the past 12 months. **No**
- The Research Analyst or Ashika Stock Broking Limited or his/its Associates have managed or co managed in the previous 12 months any private or public offering of securities for the company(ies) covered in this report. **No**
- The Research Analyst or Ashika Stock Broking Limited or his/its Associates have received any compensation or other benefits from the company(ies) covered in this report or any third party in connection with the Research Report. **No**
- The Research Analyst has served as an officer, director or employee of the company(ies) covered in the research report. **No**
- The Research Analyst or Ashika Stock Broking Limited has been engaged in Market making activity of the company(ies) covered in the research report. **No**

Disclaimer

This report is for the personal information of the authorized recipient and does not construe to be any investment, legal or taxation advice to you. Ashika Stock Broking Ltd. is not soliciting any action based upon it. This report is not for public distribution and has been furnished to you solely for your information and should not be reproduced or redistributed to any other person in any form. The report is based upon information that we consider reliable, but we do not represent that it is accurate or complete, and it should not be relied upon such. Ashika Stock Broking Ltd. or any of its affiliates or employees shall not be in anyway responsible for any loss or damage that may arise to any person from any inadvertent error in the information contained in this report. Ashika Stock Broking Ltd., or any of its affiliates or employees do not provide, at any time, any express or implied warranty of any kind, regarding any matter pertaining to this report, including without limitation the implied warranties of merchantability, fitness for a particular purpose, and non-infringement. The recipients of this report should rely on their own investigations.