

Equity	Latest	% Chg	NSE Sect. Indices	Latest	% Chg
Nifty	8353	1.56	CNX IT	11430	1.66
Sensex	27730	1.52	BANK NIFTY	18335	2.54
DowJones	18120	0.58	S&P CNX 500	6890	1.54
Nasdaq	5154	0.72	CNX FMCG	19654	1.59
Hangseng	27164	0.31	CNX REALTY	3296	2.56
Shanghai	4458	(0.45)	CNX AUTO	8401	1.15
Nikkei	20759	1.62	CNX ENERGY	8897	0.19
Strait Times	3331	0.49	CNX PHARMA	11879	0.59
Kospi	2082	1.32	Advances / Declines	BSE	NSE
Taiwan	9416	0.80	Advances	1748	1059
FTSE	6826	1.72	Declines	954	446
CAC	4999	3.81	Unchanged	114	48
DAX	11461	3.81	Total	2816	1553

Nifty Gainers		
Company	Price(Rs)	Chg(%)
PNB	138.30	5.98
AXISBANK	572.00	3.71
ICICIBANK	315.25	3.51
BOSCHLTD	21850.00	3.51
YESBANK	858.90	3.49

Nifty Losers		
Company	Price(Rs)	Chg(%)
BHARTIARTL	423.95	(2.32)
LUPIN	1804.00	(0.70)
RELIANCE	992.65	(0.40)
IDEA	175.00	(0.28)
ONGC	318.70	(0.14)

Vol. Shockers	Last Day (Lakh)	2 Wk Avg. (Lakh)	Vol. Ch. (Times)
KTKBANK	17.09	1.2	14
IBREALEST	112.81	8.9	13
IPCALAB	1.07	0.2	6
RICOHQ	1.76	0.4	5
WELSPUNIND	0.90	0.2	5

Indian Forex	Closing	Chg	% Chg
USD/INR	63.510	(0.310)	(0.49)
GBP/INR	100.936	(0.320)	(0.32)
EUR/INR	72.319	(0.040)	(0.06)
JPY/INR	51.730	(0.100)	(0.19)

Precious Metal	Closing	Chg (Rs.)
Gold (Rs/10gm)	26666	(229)
Silver (Rs/1kg)	36580	(168)

Commodities	Price	% Chg.
Crude (US\$/BBL)	60.1	0.89
Brent (US\$/BBL)	63.2	0.29
Gold (US/oz)	1186.8	(1.26)
Silver (US\$/oz)	16.1	0.19
Copper (US\$/MT)	5646.0	(0.30)
Alum (US\$/MT)	1650.5	0.00
Zinc(US\$/MT)	2027.5	(0.61)

ADR	Cl. Values	% Chg.
ICICI Bank	10.39	0.11
HDFC Bank	59.48	1.53
Infosys	32.53	0.63
Sterlite Inds.	6.22	0.00
Dr. Deddy's Labs	53.81	(0.08)
Wipro	12.09	0.09
Tata Motors	35.57	0.80

Market Sensor

US closed higher on Monday, following a global rally in equities, as investors cheered signs of progress in the Greece debt negotiations. Dow Jones Industrial Average was up 0.58% or 103.83 points at 18119.78. Nasdaq Composite was up 0.72% or 36.97 points at 5153.97. Standard & Poor's 500 was up 0.61% or 12.86 points at 2122.85.

Indian equity market ended the session on a higher note with the better than expected monsoon in India and also on the expectations of the Greece debt problem to be resolved. Nifty ended the previous day with a gain of 1.56% or 128.15 at 8353.10. On Monday's trading session, FIIs bought Rs.651.31 Cr in cash market and bought net Rs.4025.29 in derivative segment. Whereas, DII sold net Rs.94.03 Cr in cash segment.

Global News

❖ Manufacturing in China showed some signs of improvement, with the HSBC flash PMI for June rising to 49.6, above expectations, but it still remained in contraction territory. (CNBC)

❖ U.S. real consumption expenditures have not shown signs of significant pickup from their winter slowdown, the New York Federal Reserve said in a report that was launched on Monday. (CNBC)

❖ Support for China's economy from the central bank has been put at risk by a surge in municipal bond issuance that has driven up yields, undermining its efforts to cut borrowing costs. (Reuters)

❖ Singapore's industrial production in May probably fell from a year earlier, a Reuters poll showed, after lacklustre exports highlighted the headwinds to growth from sluggish global demand. (Reuters)

❖ Greece took a step back from the abyss on Monday with the presentation of new budget proposals that euro zone leaders welcomed as a basis for a possible agreement in the coming days to unlock frozen aid and avert a looming default. (Reuters)

❖ Greece's European creditors are playing a game of pass-the-parcel about who should stump up the money to avert a default at the end of June if Athens clinches a last-gasp deal this week on a package of reforms to unlock frozen bailout funds. (Reuters)

Economic News

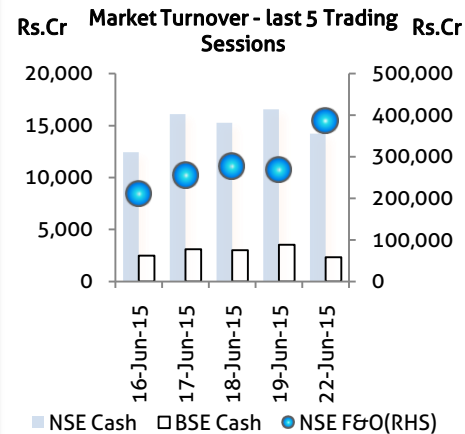
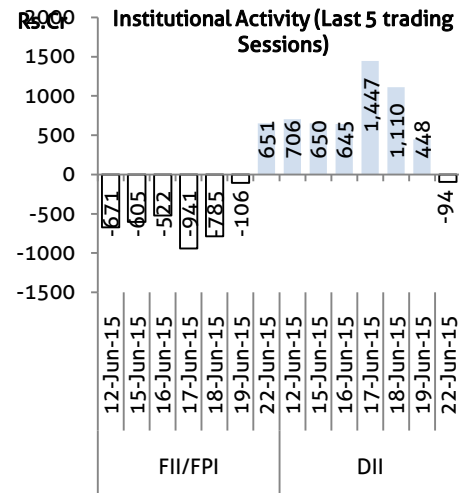
- ❖ Government proposed income tax benefits for people making payments through credit or debit cards and doing away with transaction charges on purchase of petrol, gas and rail tickets with plastic money. (BS)
- ❖ After making a slow progress, the southwest monsoon has advanced rapidly and is likely to hit almost the entire north India, including Delhi and the National Capital Region in the next 2-3 days, the MET department said. (BS)
- ❖ India's crude oil production rose marginally by 0.8 per cent in May on the back of improved performance by state-owned Oil and Natural Gas Corp (ONGC). (BS)
- ❖ If the much-awaited Greek deal fails, the Reserve Bank will have to sell as much as \$15 billion to defend the rupee at 65 levels, says a report. (BS)
- ❖ The Centre has so far transferred the environment clearance (EC) of 19 coal blocks out of approved 29 mines from the earlier allottees to the new successful bidders including JSW Steel, GMR Chhattisgarh Energy, Jaypee Cement and Ambuja Cements among others. (BS)
- ❖ The government's decision against an increase in minimum support prices (MSPs) bodes well not only for inflation, but also sends an important signal on its policy agenda says HSBC. (BS)
- ❖ In a bid to cut red tape and attract investment, the Maharashtra government has simplified various state processes, including reducing the number of days to get an electricity connection by almost a third to 21 days from 67. (BS)
- ❖ Finance Minister Arun Jaitley has said the credibility of Indian economy has been partly restored and the momentum must be sustained over the next two years to win over and provide comfort to world investors. (BS)
- ❖ The June 24 strike called by AIEB in support of various demands of the State Sector Bank Employees Association (SSBEA) was deferred and public sectors banks would continue working as usual. (BS)

Domestic News

- ❖ India's coffee production for 2015-16 is estimated at a record 355,600 metric tons, a growth of 8.75% over 2014-15. This comprises of 110,300 metric tons of Arabica and 245,300 metric tons of Robusta for the crop year starting October 2015. (BS)
- ❖ City Union Bank Ltd is looking at raising around Rs 500 crore through Qualified Institutions Placement (QIP) as part of its business growth plans. (BS)
- ❖ On the back of a dozen new product launches the passenger vehicle industry just about managed to post a growth last financial year selling 2.6 million units. However they were still lower than 2012-13 when the segment hit a peak at 2.68 million units. (BS)
- ❖ The Intellectual Property Appellate Board (IPAB) has disposed of rectification applications in a trade mark dispute between Chivas Holdings (IP) Ltd, the owners of Chivas brand of liquor products, and Bannari Amman Group firm, Shiva Distilleries Ltd. (BS)
- ❖ Blue Dart Express said it has become a majority shareholder in Blue Dart Aviation after purchasing additional 21 per cent stake. (BS)

Global Forex	Closing	Chg	% Chg
EUR-USD	1.1265	(0.0076)	(0.67)
GBP-USD	1.5771	(0.0054)	(0.34)
USD-JPY	123.72	0.3300	0.27

Bond Markets	Closing	Chg
10-yr bond	7.85	-2.60 bps
Interbank call	7.14	2.73 bps



❖ Hyderabad-based GVK Power and Infrastructure Limited said it has received a notice from APTransco stating that they have exercised their option to buy out its 217 mw (phase 1) power plant situated at Jegurupadu in East Godavari district in terms of the provisions specified under the power purchase agreement (PPA). (BS)

❖ Retirement fund body EPFO notified an order to make Universal Account Number (UAN) mandatory for all employers covered under the Employees Provident Funds and Miscellaneous Provisions Act 1952. (BS)

❖ Automobile manufacturer Hyundai Motor India on Monday announced that its premium hatchback "Elite i20" reached a cumulative sales mark of 100,000 units in India. (BS)

❖ Global alternative asset manager, Carlyle Group announced it is committing an equity line up of \$500 million in Magna Energy Ltd, an upstream oil and gas start-up by Mike Watts and Jann Brown, both of whom worked with Cairn Energy till a year back. (BS)

❖ RIL said its subsidiary Reliance Jio Media has received provisional registration from the government to operate as multi service operator at pan-India level in digital cable TV space. (BS)

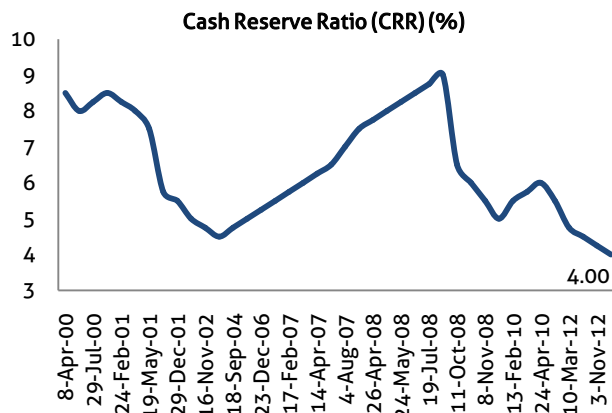
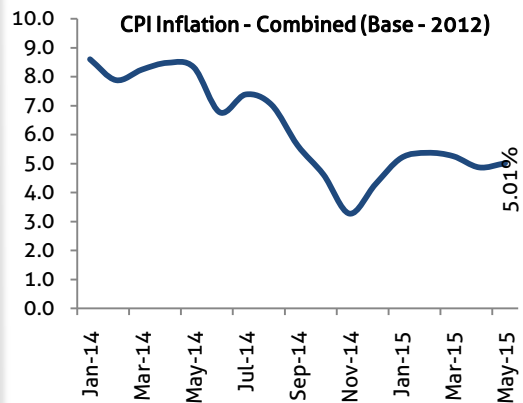
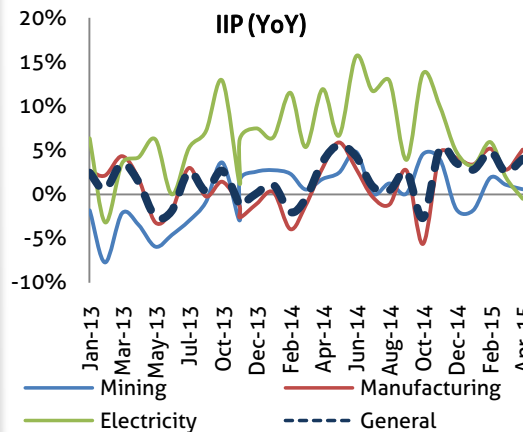
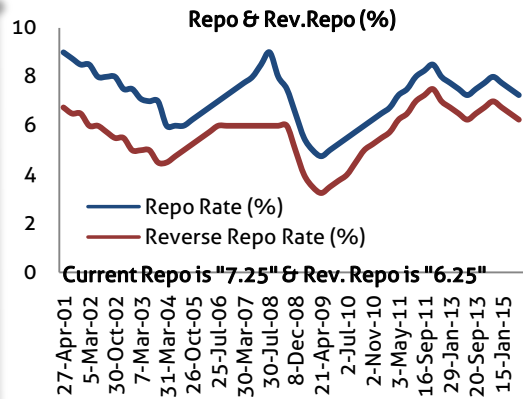
❖ Drug firm Wockhardt has received approval from the US health regulator to market its Oxycodone HCl liquid, used for treating chronic pain, in the American market. (BS)

❖ Hyderabad-based Aurobindo Pharma has received final approval from the US Food and Drug Administration (USFDA) to manufacture and market Entacapone tablets and Azithromycin injection. (BS)

❖ Deutsche Investitions- und Entwicklungsgesellschaft MBH-backed Ivy Health and Life Sciences Pvt Ltd (Ivy) is planning to raise \$12.1 million from World's Bank investment arm International Finance Corporation (IFC). (BS)

❖ Carlyle Group has committed to invest up to \$500 million in Magna Energy Ltd, an India-focused upstream oil and gas company, the global private equity firm said in a statement on Monday. (BS)

❖ Daimler India Commercial Vehicles Pvt. Ltd. (DICV), a 100 per cent wholly owned subsidiary of Daimler AG, Stuttgart, Germany along with Mitsubishi Fuso Truck and Bus Corporation, Japan (MFTBC), a Daimler Company, started exporting its DICV-made FUSO trucks to Cambodia, making it the 13th market for DICV. (BS)



Bulk Deal - NSE

Date	Security Name	Client Name	Buy/Sell	Traded Qty.	Price
22-Jun-15	Oswal Chem & Fert Ltd.	SRI SILVERDALE OPPORTUNITIES FUND	BUY	10895000	27.5
22-Jun-15	Lambodhara Textiles Ltd.	MARWADI SHARES AND FINANCE LIMITED	SELL	75584	778.8
22-Jun-15	Sangam (India) Ltd.	AQUARIUS INDIA OPPORTUNITIES FUND	BUY	200000	127.3
22-Jun-15	Petron Engg Construc Ltd	BHALLA BERJINDER	SELL	52406	267.5
22-Jun-15	V2 Retail Limited	SUNNY VELIYATH PORINJU	BUY	126459	39.5

Bulk Deal - BSE

Date	Security Name	Client Name	Buy/Sell	Traded Qty.	Price
22-Jun-15	HDIL	GOLDMAN SACHS SINGAPORE PTE	S	2,489,326	89.3
22-Jun-15	LAMBODHARA	MARWADI SHARES AND FINANCE LIMITED	S	28,313	782.8
22-Jun-15	CITIZYN	JASHODABEN DIPAKKUMAR RAVAL	S	66,700	247.9
22-Jun-15	PREMEXPLQ	WALLFORT FINANCIAL SERVICES LTD	B	50,000	282.0
22-Jun-15	DQE	IDFC INVESTMENT ADVISORS LIMITED	S	631,000	20.0

Corporate Actions

Scrip Code	Scrip Name	Ex-Date	Purpose	Record Date
532885	CENTRALBK	23-Jun-15	Final Dividend - Rs. - 0.5000	-
532814	INDIANB	23-Jun-15	Dividend - Rs. - 4.2000	-
532505	UCOBANK	23-Jun-15	Final Dividend - Rs. - 2.0000	-
533156	VASCONEQ	23-Jun-15	Right Issue of Equity Shares	24-Jun-15
500820	ASIANPAINT	24-Jun-15	Final Dividend - Rs. - 4.3000	-
511196	CANFINHOME	24-Jun-15	Dividend - Rs. - 7.0000	-
533373	IPRU1099	24-Jun-15	Temporary Suspension	25-Jun-15
533375	IPRU1100P	24-Jun-15	Temporary Suspension	25-Jun-15
533369	IPRU1306	24-Jun-15	Temporary Suspension	25-Jun-15
533371	IPRU1307P	24-Jun-15	Temporary Suspension	25-Jun-15
533376	IPRU1692	24-Jun-15	Temporary Suspension	25-Jun-15
533372	IPRU1693	24-Jun-15	Temporary Suspension	25-Jun-15
535675	IPRU8065	24-Jun-15	Temporary Suspension	25-Jun-15
535676	IPRU8066	24-Jun-15	Temporary Suspension	25-Jun-15
535677	IPRU8119	24-Jun-15	Temporary Suspension	25-Jun-15
509048	LANCORHOL	24-Jun-15	Bonus issue 1:1	25-Jun-15
532331	AJANTPHARM	25-Jun-15	Dividend - Rs. - 6.0000	-
532483	CANBK	25-Jun-15	Dividend - Rs. - 10.5000	-
513691	JMTAUTOLTD	25-Jun-15	Stock Split From Rs.10/- to Rs.2/-	26-Jun-15
532732	KKCL	25-Jun-15	Interim Dividend - Rs. - 35.0000	26-Jun-15
533273	OBEROIREAL	25-Jun-15	Dividend - Rs. - 2.0000	-
533569	SRSLTD	25-Jun-15	Bonus issue 1:1	26-Jun-15

Global Economic Calendar

Date	Curr.	Event	Actual	Forecast	Previous
22-Jun-15	USD	Chicago Fed National Activity (May)			-0.15
22-Jun-15	USD	Existing Home Sales (MoM) (May)		4.40%	-3.30%
22-Jun-15	EUR	Consumer Confidence (Jun)		-5.8	-4.6
23-Jun-15	JPY	Manufacturing PMI (Jun)			50.9
23-Jun-15	CNY	HSBC Manufacturing PMI (Jun)		49.4	49.2
23-Jun-15	EUR	Manufacturing PMI (Jun)		52.2	52.2
23-Jun-15	EUR	Markit Composite PMI (Jun)		53.6	53.6
23-Jun-15	EUR	Services PMI (Jun)		53.6	53.8
23-Jun-15	GBP	CBI Industrial Trends Orders (Jun)		1	-5
23-Jun-15	USD	Durable Goods Orders (MoM) (May)		-0.50%	-1.00%
23-Jun-15	USD	House Price Index (MoM) (Apr)			0.30%
23-Jun-15	USD	Manufacturing PMI (Jun)		54.2	54
23-Jun-15	USD	New Home Sales (May)		525K	517K
23-Jun-15	USD	Richmond Manufacturing Index (Jun)			1
24-Jun-15	USD	MBA 30-Year Mortgage Rate			4.22%
24-Jun-15	USD	GDP (QoQ) (Q1)		-0.20%	-0.70%
24-Jun-15	USD	PCE Prices (Q1)			-2.00%
25-Jun-15	USD	Continuing Jobless Claims			2,222K
25-Jun-15	USD	Initial Jobless Claims			267K
25-Jun-15	USD	Personal Income (MoM) (May)		0.50%	0.40%
25-Jun-15	USD	Services PMI (Jun)		56.8	56.2
25-Jun-15	USD	KC Fed Manufacturing Index (Jun)			-13
25-Jun-15	USD	Dallas Fed PCE (May)			1.90%
26-Jun-15	JPY	Household Spending (YoY) (May)		3.40%	-1.30%
26-Jun-15	JPY	National CPI (YoY) (May)			0.60%
26-Jun-15	JPY	Tokyo CPI (YoY) (Jun)			0.50%
26-Jun-15	JPY	Unemployment Rate (May)		3.30%	3.30%
26-Jun-15	EUR	Private Sector Loans (YoY) (May)		0.40%	
26-Jun-15	USD	Michigan Consumer Sentiment (Jun)		94.6	94.6

Indian Economic Calendar

Date	Curr.	Event	Actual	Forecast	Previous
24-Jun-15	INR	M3 Money Supply (2wk)			11.00%
26-Jun-15	INR	Bank Loan Growth (2wk)			9.80%
26-Jun-15	INR	Deposit Growth (2wk)			11.50%

Disclosure

- The Research Analysts and /or Ashika Stock Broking Limited do hereby certify that all the views expressed in this research report accurately reflect their views about the subject issuer(s) or securities. Moreover, they also certify the followings:-
- The Research Analyst or Ashika Stock Broking Limited or his/its Associates or his/its relative, has any financial interest in the subject company(ies) covered in this report. **No**
- The Research Analyst or Ashika Stock Broking Limited or his/its Associates or his/its relative, have actual/beneficial ownership of 1% or more in the subject company, at the end of the month immediately preceding the date of the publication of the research report. **No**
- The Research Analyst or Ashika Stock Broking Limited or his/its Associates or his/its relatives has any material conflict of interest at the time of publication of the research report. **No**
- The Research Analyst or Ashika Stock Broking Limited or his/its Associates have received compensation for investment banking or merchant banking or brokerage services or for product other than for investment banking or merchant banking or brokerage services from the companies covered in this report in the past 12 months. **No**
- The Research Analyst or Ashika Stock Broking Limited or his/its Associates have managed or co managed in the previous 12 months any private or public offering of securities for the company(ies) covered in this report. **No**
- The Research Analyst or Ashika Stock Broking Limited or his/its Associates have received any compensation or other benefits from the company(ies) covered in this report or any third party in connection with the Research Report. **No**
- The Research Analyst has served as an officer, director or employee of the company(ies) covered in the research report. **No**
- The Research Analyst or Ashika Stock Broking Limited has been engaged in Market making activity of the company(ies) covered in the research report. **No**

Disclaimer

This report is for the personal information of the authorized recipient and does not construe to be any investment, legal or taxation advice to you. Ashika Stock Broking Ltd. is not soliciting any action based upon it. This report is not for public distribution and has been furnished to you solely for your information and should not be reproduced or redistributed to any other person in any form. The report is based upon information that we consider reliable, but we do not represent that it is accurate or complete, and it should not be relied upon such. Ashika Stock Broking Ltd. or any of its affiliates or employees shall not be in anyway responsible for any loss or damage that may arise to any person from any inadvertent error in the information contained in this report. Ashika Stock Broking Ltd., or any of its affiliates or employees do not provide, at any time, any express or implied warranty of any kind, regarding any matter pertaining to this report, including without limitation the implied warranties of merchantability, fitness for a particular purpose, and non-infringement. The recipients of this report should rely on their own investigations.