

| Equity       | Latest | % Chg  | NSE Sect. Indices          | Latest     | % Chg      |
|--------------|--------|--------|----------------------------|------------|------------|
| Nifty        | 7330   | 0.16   | CNX IT                     | 9237       | 1.49       |
| Sensex       | 24556  | 0.03   | BANK NIFTY                 | 15173      | 0.59       |
| DowJones     | 16633  | (0.25) | S&P CNX 500                | 5861       | 0.29       |
| Nasdaq       | 4225   | (0.28) | CNX FMCG                   | 17699      | (0.09)     |
| Hangseng     | 23163  | 0.36   | CNX REALTY                 | 241        | 1.30       |
| Shanghai     | 2051   | 0.05   | CNX AUTO                   | 6375       | (0.95)     |
| Nikkei       | 14649  | (0.15) | CNX ENERGY                 | 9782       | (0.70)     |
| Strait Times | 3293   | 0.66   | CNX PHARMA                 | 7467       | 0.17       |
| Kospi        | 2015   | (0.09) | <b>Advances / Declines</b> | <b>BSE</b> | <b>NSE</b> |
| Taiwan       | 9105   | (0.18) | Advances                   | 1894       | 1028       |
| FTSE         | 3246   | 0.06   | Declines                   | 1067       | 517        |
| CAC          | 6851   | 0.09   | Unchanged                  | 89         | 46         |
| DAX          | 4532   | 0.04   | Total                      | 3050       | 1591       |

| Nifty Gainers |           |        |
|---------------|-----------|--------|
| Company       | Price(Rs) | Chg(%) |
| ULTRACEMCO    | 2393.90   | 5.67   |
| AMBUJACEM     | 219.90    | 5.49   |
| TATAPOWER     | 103.30    | 4.71   |
| ACC           | 1388.00   | 4.32   |
| HCLTECH       | 1440.90   | 4.15   |

| Nifty Losers |           |        |
|--------------|-----------|--------|
| Company      | Price(Rs) | Chg(%) |
| COALINDIA    | 381.00    | (3.07) |
| ONGC         | 383.20    | (3.00) |
| ASIANPAINT   | 508.75    | (2.86) |
| M&M          | 1165.50   | (2.71) |
| JINDALSTEL   | 307.00    | (2.51) |

| Vol. Shockers | Last Day (Lakh) | 2 Wk Avg. (Lakh) | Vol. Ch. (Times) |
|---------------|-----------------|------------------|------------------|
| ICRA          | 0.42            | 0.0              | 17               |
| CESC          | 4.08            | 0.4              | 11               |
| ABG Shipyard  | 5.88            | 0.7              | 8                |
| Havells India | 1.25            | 0.2              | 8                |
| Amara Raja    | 2.01            | 0.3              | 7                |

| Indian Forex | Closing | Chg     | % Chg  |
|--------------|---------|---------|--------|
| USD/INR      | 59.077  | 0.018   | 0.03   |
| GBP/INR      | 99.202  | (0.412) | (0.41) |
| EUR/INR      | 80.530  | (0.075) | (0.09) |
| JPY/INR      | 57.980  | 0.010   | 0.02   |

| Precious Metal  | Closing | Chg (Rs.) |
|-----------------|---------|-----------|
| Gold (Rs/10gm)  | 27200   | (330)     |
| Silver (Rs/1kg) | 40290   | (523)     |

| Commodities      | Price  | % Chg. |
|------------------|--------|--------|
| Crude (US\$/BBL) | 102.9  | (1.29) |
| Brent (US\$/BBL) | 109.9  | (0.43) |
| Gold (US/oz)     | 1256.5 | (0.68) |
| Silver (US\$/oz) | 19.0   | (0.42) |
| Copper (US\$/MT) | 7035.0 | 0.21   |
| Alum (US\$/MT)   | 1801.5 | 1.35   |
| Zinc(US\$/MT)    | 2089.5 | 0.36   |

| ADR              | Cl. Values | % Chg. |
|------------------|------------|--------|
| ICICI Bank       | 50.79      | 0.02   |
| HDFC Bank        | 45.78      | 0.38   |
| Infosys          | 51.16      | (1.76) |
| Sterlite Inds.   | 6.22       | 0.00   |
| Dr. Deddy's Labs | 39.57      | 0.48   |
| Wipro            | 11.44      | (0.12) |
| Tata Motors      | 38.72      | (1.00) |

## Market Sensor

US market fell on Wednesday, ending a four-session rally that lifted the S&P 500 to a record, with investors skittish as benchmark Treasury yields fell to lows not seen since last summer.. Dow Jones Industrial Average was down 0.25% or 42.32 points at 16633.18. Nasdaq Composite was down 0.28% or 11.99 points at 4225.08. Standard & Poor's 500 was down 0.11% or 2.13 points at 1909.78.

Indian Equity market remained rangebound with stock specific movement ahead of the F&O expiry. Nifty ended the previous trading session with a gain of 0.16% or 11.65 points at 7329.65 On Wednesday's trading session, FII's sold net Rs.286.54 Cr in cash market and sold net Rs.159.27 in derivative segment. Whereas, DII sold net Rs.33.4 Cr in cash segment.

**Coming to today's trade Nifty to remain volatile, crucial intraday support exists at 7300 followed by 7248 while resistance is seen at 7395 followed by 7450.**

## Global News

❖Japan's retail sales (JNRETMOM)dropped at the fastest pace in at least 14 years last month after the first consumption-tax increase since 1997 depressed consumer spending. (Bloomberg)

❖Japanese Prime Minister Shinzo Abe expressed fresh determination to loosen constraints on his nation's military and reduce economic regulation as he approaches the 18-month mark of his administration. (Bloomberg)

❖The U.K. property market doesn't pose a significant risk to the economy because low transactions will support prices, said Mike Amey, a fund manager at Pacific Investment Management Co. (Bloomberg)

❖German unemployment unexpectedly increased for the first time in six months amid signs of a slowdown in Europe's largest economy that could weigh on the fragile euro-area recovery. (Bloomberg)

❖China's intensifying move to assert claims over the South China Sea has given fresh impetus to a military buildup in Indonesia that will see its forces deployed with greater focus on external risks. (Bloomberg)

❖The hesitant housing recovery has surprised and concerned Federal Reserve Chair Janet Yellen and her colleagues at the central bank. It's not clear how much they can do about it. (Bloomberg)

## Economic News

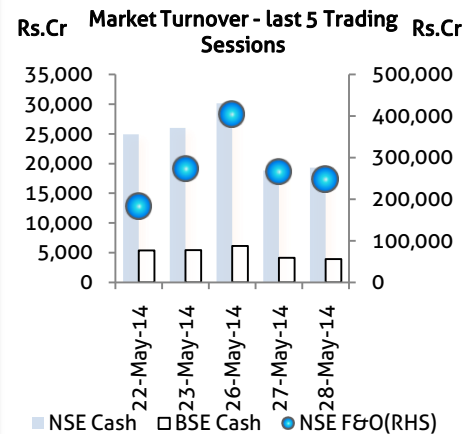
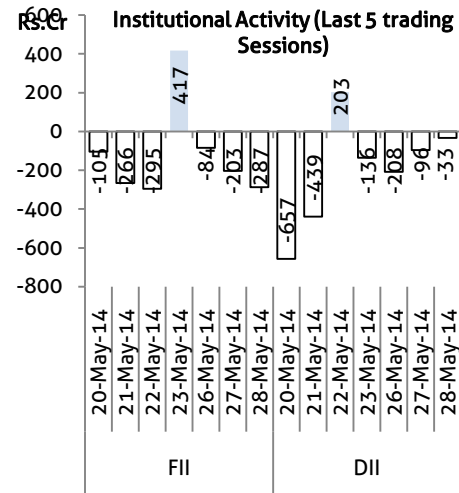
- ❖ Government's residual stake sale in HZL-Balco and issues concerning loss-making PSUs figured in the presentation by the Department of Disinvestment to new Finance Minister Arun Jaitley. (BS)
- ❖ The Coal Ministry wants to focus on implementation of three critical rail links for evacuation, seek quicker environmental clearances and speed up development of captive coal blocks, it has said in a presentation for the new Prime Minister Narendra Modi. (BS)
- ❖ State-owned Coal India (CIL) has been asked by the new government to prepare an action plan for enhancing output over the next five years and fast-track the completion of projects and expansion of existing coal mines. (BS)
- ❖ Fertiliser and Chemicals Minister Ananth Kumar said he will talk to pharmaceutical companies and try to bring down prices of essential drugs by 25-40%. (BS)
- ❖ Reserve Bank Governor Raghuram Rajan made a case for more coordination in monetary policies by different central banks to deal with the spillover effect on emerging markets. (BS)
- ❖ Domestic ratings agency Icria said GDP growth in 2014-15 may touch 5.5% as pick up in manufacturing and investment is expected in the second half of the current fiscal. (BS)
- ❖ Keen to push the Goods and Services Tax (GST), Finance Minister Arun Jaitley expressed desire to hold an early meeting with the state finance ministers. (BS)
- ❖ The NDA government plans to enforce a 25-40% cut in prices of essential drugs. Besides, in line with its pro-poor focus, its fertiliser policy would be based on increased availability, self reliance and setting up of new units at a fast pace, Ananth Kumar, Union minister of fertilizers and chemicals said. (BS)
- ❖ The ministry of petroleum and natural gas proposes to come up with a common policy for priority allocation for utilisation of natural gas procured across sources like administered pricing mechanism (APM), non APM and New Exploration Licensing policy (NELP-X). (BS)
- ❖ The Reserve Bank of India is likely to leave the key interest rate unchanged in the monetary policy review next week as inflation control remains a priority for the central bank, says a DBS report. (BS)
- ❖ With Paradip-Daitary expressway in Odisha in pathetic shape, the National Highway Authority of India (NHAI) has decided to develop the highway on an 'Operate-Maintain Transfer' (OMT) mode, NHAI officials said. (BS)

## Domestic News

- ❖ Hero MotoCorp, country's largest two-wheeler maker, reported 3.44% decline in its standalone net profit for the fourth quarter ended March 31, 2014 at Rs 554.43 crore. (BS)
- ❖ The Competition Commission of India approved England-based retail company Tesco's purchase of 50% stake in Trent Hypermarket owned by the Tata Group. (BS)
- ❖ National Aluminium Company Ltd (Nalco) reported 29.9% drop in net profit at Rs 172.45 crore for the quarter ended March 31 on the back of lower income and higher expenses. (BS)

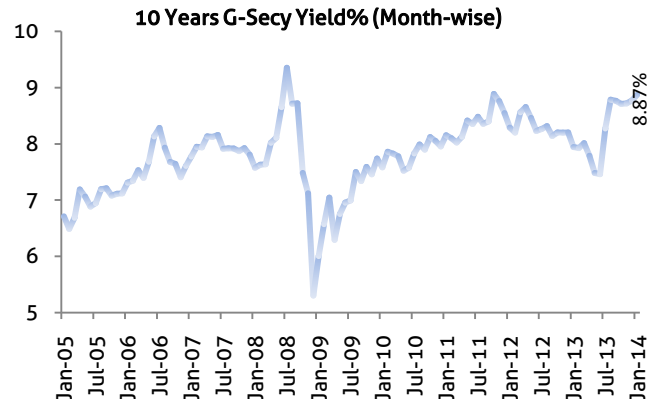
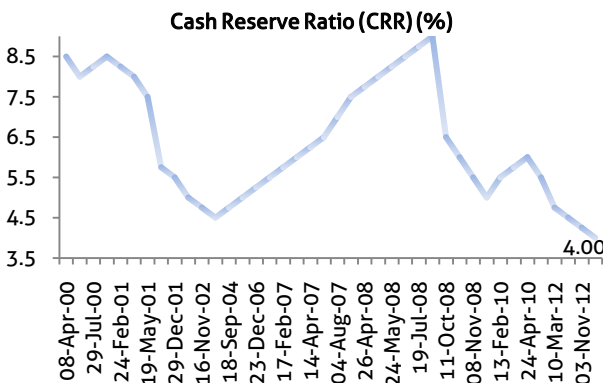
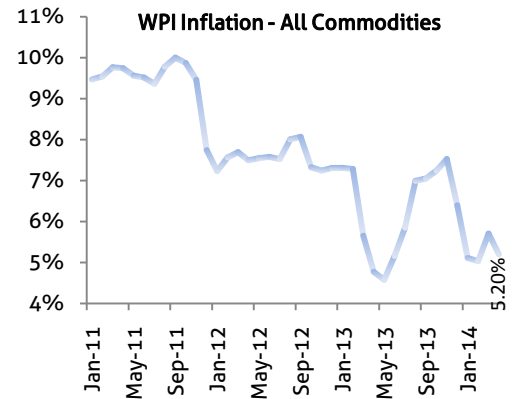
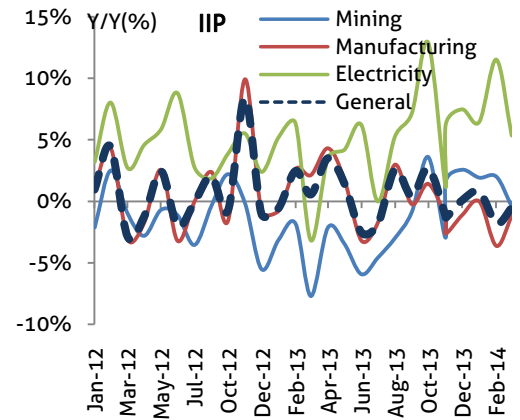
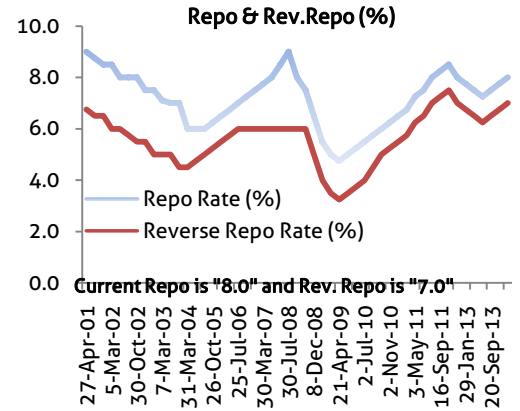
| Global Forex | Closing | Chg    | % Chg  |
|--------------|---------|--------|--------|
| EUR-USD      | 1.3604  | 0.0013 | 0.10   |
| GBP-USD      | 1.6724  | 0.0013 | 0.08   |
| USD-JPY      | 101.71  | (0.14) | (0.14) |

| Bond Markets   | Closing | Chg       |
|----------------|---------|-----------|
| 10-yr bond     | 8.78    | 0.4 bps   |
| Interbank call | 7.73    | -12.0 bps |



## Domestic News (Cont...)

- ❖ When Tata Steel announced its decision to exit Dhamra port and Tata Communications followed suit and decided to sell South African subsidiary Neotel, both the Tata group companies were addressing a common problem – repayment of debt. (BS)
- ❖ State-owned Hindustan Petroleum Corporation Ltd (HPCL) reported a 40% drop in net profit at Rs 4,610 crore for the quarter ended March 2014. It was Rs Rs 7,679 crore in the same period a year ago. (BS)
- ❖ Tractor maker Escorts Ltd posted 15.18% decline in its net profit at Rs 31.78 crore for the January-March quarter ended March 31, 2014. (BS)
- ❖ Top 10 food retailers including Aditya Birla Retail, Bharti Retail, Spencer's, Metro Cash and Carry and others have accumulated losses worth Rs 13,000 crore in the last financial year, said a new study. (BS)
- ❖ Tata Power Solar has increased the solar module manufacturing capacity of its facility here by 60% to 200 MW and plans to ramp it up further if demand increases. (BS)
- ❖ Amara Raja Batteries reported 34.31% increase in net profit at Rs 80.05 crore for the fourth quarter ended March 31. (BS)
- ❖ Oil India Ltd, the nation's second biggest state explorer, reported a 26% drop in its fourth quarter as oil production fell and subsidy outgo rose sharply. (BS)
- ❖ Vijay Mallya-led United Breweries reported over eleven-fold rise in net profit to Rs 67.71 crore for the quarter ended March 31. (BS)
- ❖ Cigarette-maker Godfrey Phillips India (GPI) posted 35.94% decline in net profit to Rs 38.3 crore for the fourth quarter ended March 31. (BS)
- ❖ The Supreme Court allowed the plea of Reliance Industries Ltd seeking arbitration in London over its dispute with the Centre on the Panna, Mukta and Tapti oil and gas fields. (BS)
- ❖ Tata group firm Trent Ltd reported a 28% increase in standalone net profit at Rs 24.96 crore for the fourth quarter ended March 31, 2014. (BS)
- ❖ Apollo Hospitals Enterprise Ltd has posted an increase of 7.7% in net profit at Rs 81.34 crore for the quarter ended March 31, 2014, as against Rs 75.52 crore for the same period of the previous fiscal year. (BS)



## Bulk Deal - NSE

| Date      | Security Name           | Client Name                                | Buy/Sell | Traded Qty. | Price |
|-----------|-------------------------|--|----------|-------------|-------|
| 28-May-14 | PTC India Fin Serv Ltd  | GS STRATEGIC INVESTMENTS LIMITED           | SELL     | 10455241    | 25.1  |
| 28-May-14 | Aban Offshore Ltd.      | N.K. SECURITIES                            | SELL     | 268015      | 710.6 |
| 28-May-14 | Lanco Infratech Limited | SUNIL CAPITAL CAPITAL & SECURITIES PVT LTD | BUY      | 14542244    | 11.1  |
| 28-May-14 | GATI Limited            | MACQUARIE BANK LIMITED                     | BUY      | 1174265     | 114.7 |
| 28-May-14 | Lanco Industries Ltd    | DALMIA SECURITIES PVT. LTD.                | SELL     | 421615      | 39.0  |

## Bulk Deal - BSE

| Date      | Security Name | Client Name                              | Buy/Sell | Traded Qty. | Price |
|-----------|---------------|--|----------|-------------|-------|
| 28-May-14 | Sanghi Inds   | SAFAL INVESTORS SERVICES PRIVATE LIMITED | S        | 1,143,200   | 24.8  |
| 28-May-14 | AMRAPALI CAP  | UNIPON INDIA LIMITED                     | B        | 96,000      | 58.0  |
| 28-May-14 | Atlas Cycle   | GKN SECURITIES                           | S        | 19,573      | 272.2 |
| 28-May-14 | Aagam Cap     | ASHA SANJAY SHAH                         | S        | 41,466      | 121.7 |
| 28-May-14 | Gujarat Foils | BHAVIK KALPESH SHAH                      | S        | 90,010      | 36.6  |

## Corporate Actions

| Scrip Code | Scrip Name         | Ex-Date   | Purpose                            | Record Date |
|------------|--------------------|-----------|------------------------------------|-------------|
| 530117     | Adi Finechem       | 29-May-14 | Dividend - Rs.1.50                 | -           |
| 523269     | Advani Hotels      | 29-May-14 | Interim Dividend - Rs.0.24         | 30-May-14   |
| 506894     | Chemfab Alk        | 29-May-14 | Final Dividend - Rs.1.25           | -           |
| 500209     | Infosys            | 29-May-14 | Final Dividend - Rs.43.00          | -           |
| 500313     | Oil Country Tub    | 29-May-14 | Dividend - Rs.2.00                 | -           |
| 500112     | SBI                | 29-May-14 | Dividend - Rs.15.00                | -           |
| 534680     | SRG Hsg Fin        | 29-May-14 | BONUS 2:5                          | 30-May-14   |
| 532648     | Yes Bank           | 29-May-14 | Final Dividend - Rs.8.00           | -           |
| 532808     | PGIL               | 30-May-14 | Scheme of Arrangement              | 02-Jun-14   |
| 500330     | Raymond            | 30-May-14 | Dividend - Rs.2.00                 | -           |
| 532804     | Technocraft        | 30-May-14 | Interim Dividend - Rs.5.00         | 02-Jun-14   |
| 532240     | India Nippon       | 03-Jun-14 | 2nd Interim Dividend - Rs.5.00     | -           |
| 500875     | ITC                | 03-Jun-14 | Dividend - Rs.6.00                 | -           |
| 532938     | Capital First      | 05-Jun-14 | Dividend - Rs.2.00                 | -           |
| 531737     | GREENCREST         | 05-Jun-14 | Stock Split from Rs.10/- to Re.1/- | 06-Jun-14   |
| 500180     | HDFC Bank          | 05-Jun-14 | Dividend - Rs.6.85                 | -           |
| 532174     | ICICI Bank         | 05-Jun-14 | Dividend - Rs.23.00                | -           |
| 532527     | Ramkrishna Forg    | 05-Jun-14 | Dividend - Rs.1.00                 | -           |
| 500315     | Oriental Bank      | 10-Jun-14 | Final Dividend - Rs.3.60           | -           |
| 532893     | VTM                | 10-Jun-14 | Final Dividend - Rs.0.70           | -           |
| 500696     | Hindustan Unilever | 11-Jun-14 | Final Dividend - Rs.7.50           | -           |
| 531807     | ING Vysya Bank     | 11-Jun-14 | Dividend - Rs.6.00                 | -           |

## Global Economic Calendar

| Date      | Curr. | Event                           | Actual | Forecast | Previous |
|-----------|-------|---------------------------------|--------|----------|----------|
| 27-May-14 | USD   | Durable Goods Orders (MoM)      |        | 0.40%    | 2.50%    |
| 27-May-14 | USD   | House Price Index (YoY)         |        |          | 6.90%    |
| 27-May-14 | USD   | S&P/CS HPI Composite - 20 (YoY) |        | 12.00%   | 12.90%   |
| 27-May-14 | USD   | CB Consumer Confidence          |        | 83       | 82.3     |
| 27-May-14 | USD   | Dallas Fed Mfg Business Index   |        |          | 11.7     |
| 28-May-14 | EUR   | Business Climate                |        | 0.3      | 0.3      |
| 28-May-14 | EUR   | Consumer Confidence             |        | -7       | -8.6     |
| 28-May-14 | USD   | MBA 30-Year Mortgage Rate       |        |          | 4.33%    |
| 29-May-14 | JPY   | Retail Sales (YoY)              |        | -3.30%   | 11.00%   |
| 29-May-14 | USD   | GDP (QoQ)                       |        | -0.20%   | 0.10%    |
| 29-May-14 | USD   | Initial Jobless Claim           |        |          |          |
| 29-May-14 | USD   | Pending Home Sales (MoM)        |        | 1.60%    | 3.40%    |
| 30-May-14 | JPY   | Household Spending (YoY)        |        | -3.20%   | 7.20%    |
| 30-May-14 | JPY   | National CPI (YoY)              |        |          | 1.60%    |
| 30-May-14 | JPY   | Tokyo CPI (YoY)                 |        |          | 2.90%    |
| 30-May-14 | JPY   | Industrial Production (MoM)     |        | -2.00%   | 0.70%    |
| 30-May-14 | USD   | Core PCE Price Index (MoM)      |        | 0.20%    | 0.20%    |
| 30-May-14 | USD   | Personal Income (MoM)           |        | 0.30%    | 0.50%    |
| 30-May-14 | USD   | Chicago PMI                     |        | 60.3     | 63       |
| 30-May-14 | USD   | Michigan Consumer Sentiment     |        |          | 81.8     |

## Indian Economic Calendar

| Date      | Curr. | Event                   | Actual | Forecast | Previous |
|-----------|-------|-------------------------|--------|----------|----------|
| 28-May-14 | INR   | Indian M3 Money Supply  |        |          | 13.60%   |
| 30-May-14 | INR   | Indian Bank Loan Growth |        |          | 13.80%   |
| 30-May-14 | INR   | Indian GDP Annual (YoY) |        |          | 4.50%    |

### Disclaimer:

This report is for the personal information of the authorized recipient and does not construe to be any investment, legal or taxation advice to you. Ashika Stock Broking Ltd., is not soliciting any action based upon it. This report is not for public distribution and has been furnished to you solely for your information and should not be reproduced or redistributed to any other person in any form. The report is based upon information that we consider reliable, but we do not represent that it is accurate or complete, and it should not be relied upon such. Ashika Stock Broking Ltd. or any of its affiliates or employees shall not be in anyway responsible for any loss or damage that may arise to any person from any inadvertent error in the information contained in this report. Ashika Stock Broking Ltd., or any of its affiliates or employees do not provide, at any time, any express or implied warranty of any kind, regarding any matter pertaining to this report, including without limitation the implied warranties of merchantability, fitness for a particular purpose, and non-infringement. The recipients of this report should rely on their own investigations. "Ashika Stock Broking Ltd., and/or its affiliates and /or employees may have interests/positions, financial or otherwise in the securities mentioned in this report."